# MURTA BLOCK, PEL 5 & 6 S.A.

## MONTHLY STATUS REPORT

## NOVEMBER, 1982

Contents

Location/Index Maps
Status of Interpretation
Expenditure Projections
Status of Processing
Processing Charts
Status of Bull Lake Geochemical Survey

Distribution (9)

Delhi (4) - J.T. Frazer
J.F. Allender
J.M. Durrant
Library

South Australia Department of Mines and Energy
Santos
Vamgas
SAOGC
Hartogen

RECEIVED
16 DEC 1982
DEPT. OF MINES AND ENERGY SECURITY
4886

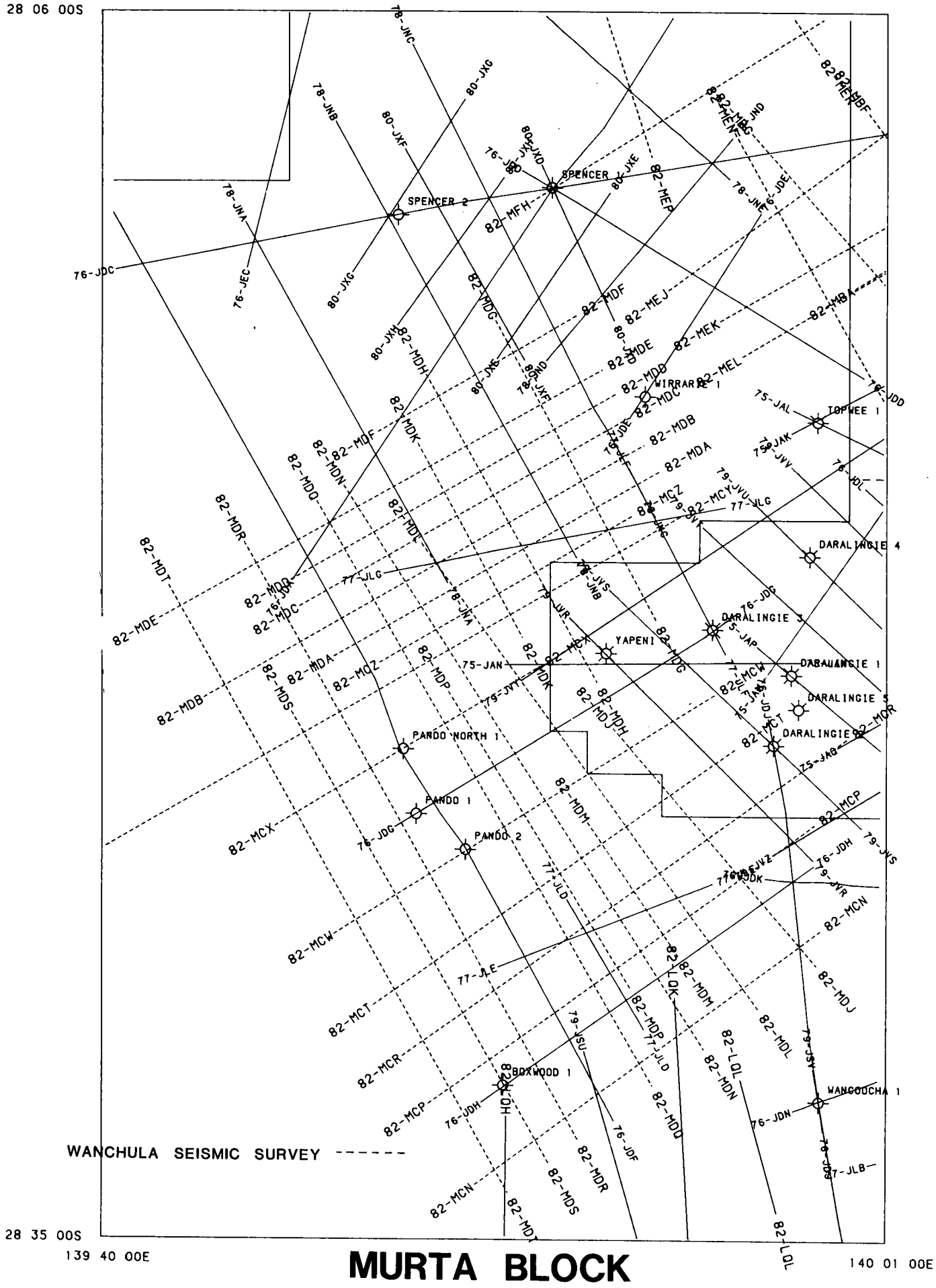
28 06 00S
28 35 00S
139 40 00E
140 01 00E
SPENCER
SPENCER 2
WIRRARIE 1
TOPWEE 1
DARALINGIE 4
DARALINGIE 3
DARALINGIE 1
DARALINGIE 5
YAPENI
PANDO NORTH 1
PANDO 1
PANDO 2
BOXWOOD 1
WANGOOCHA 1
WANCHULA SEISMIC SURVEY ------
MURTA BLOCK

MURTA BLOCK

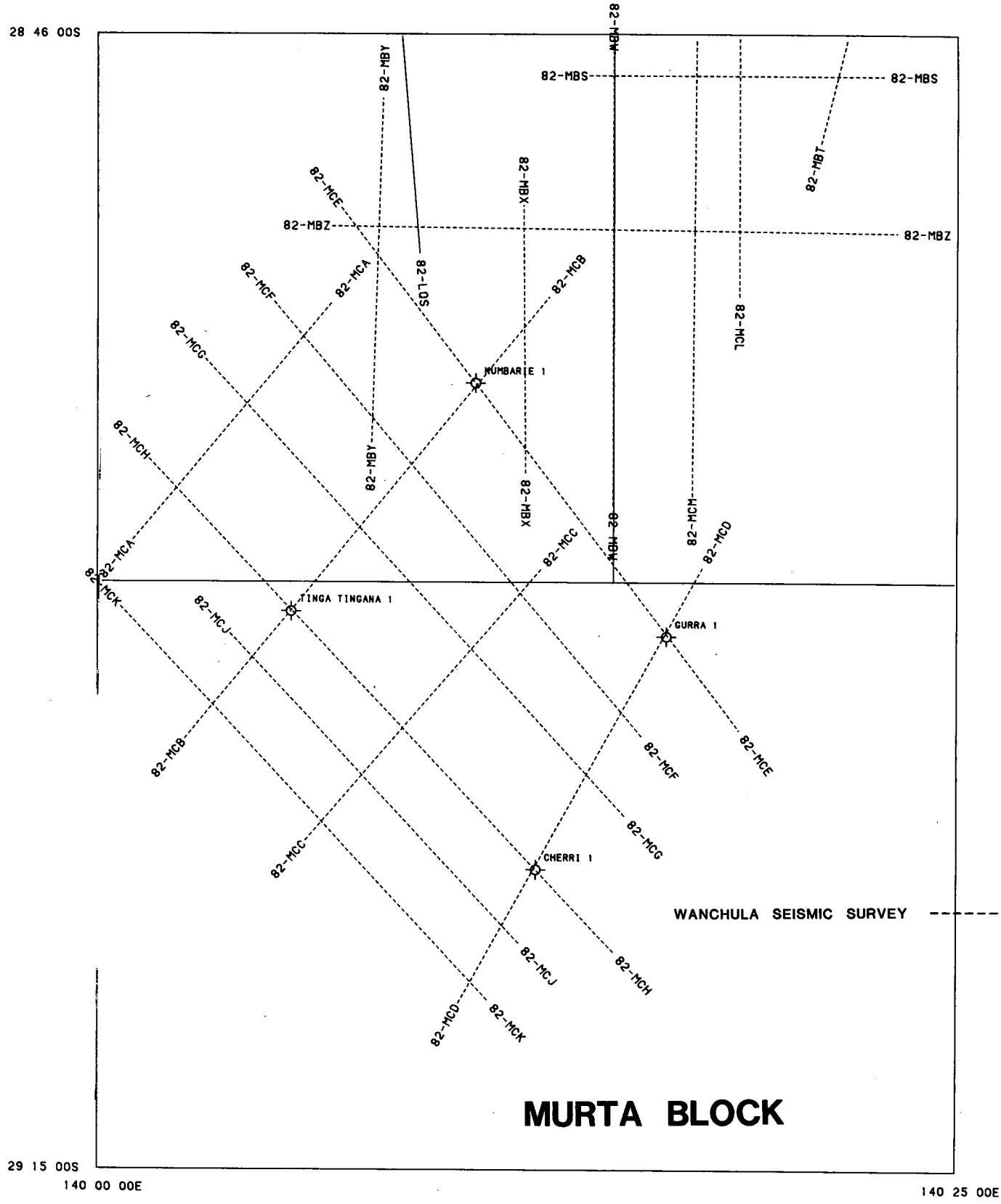
28 46 00S
82-MBW
82-MBY
82-MBS
82-MBS
82-MBT
82-MCE
82-MBX
82-MBZ
82-MBZ
82-MCF
82-MCA
82-LOS
82-MCB
82-MCL
82-MCG
MUMBARIE 1
82-MCH
82-MBY
82-MBX
82-MBW
82-MCM
82-MCA
82-MCC
82-MCD
82-MCK
TINGA TINGANA 1
82-MCJ
GURRA 1
82-MCB
82-MCF
82-MCE
82-MCG
82-MCC
CHERRI 1
WANCHULA SEISMIC SURVEY
82-MCJ
82-MCH
82-MCD
82-MCK
MURTA BLOCK
29 15 00S
140 00 00E
140 25 00E

MURTA BLOCK

# MURTA BLOCK

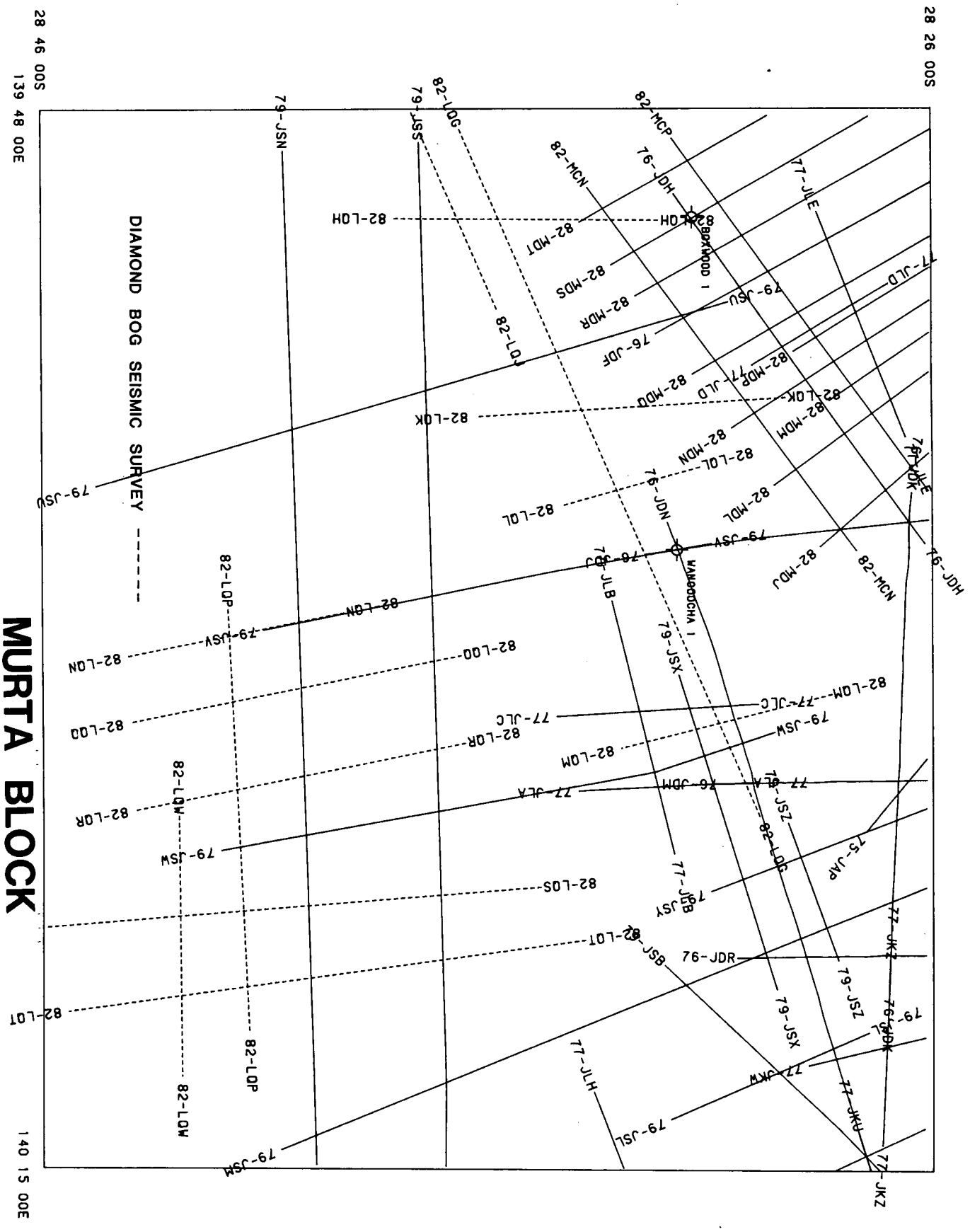
28 46 00S
139 48 00E
28 26 00S
140 15 00E
DIAMOND BOG SEISMIC SURVEY ------
MURTA BLOCK
82-LOG
79-JSS
79-JSN
82-MCP
82-MCN
76-JDH
77-JLE
82-LOH
82-MDT
82-MDS
82-MDR
82-LOJ
79-JSU
77-JLD
76-JDF
82-MDP
82-MDD
77-JLD
82-LOK
82-MDM
82-MDN
82-LOL
76-JDN
79-JSV
82-MDL
82-MDJ
82-LOP
82-LOQ
82-LOM
77-JLC
82-LOR
79-JSW
77-JLA
76-JDM
82-LOS
77-JLB
79-JSY
75-JDP
82-LOT
76-JDR
79-JSB
79-JSZ
77-JKZ
79-JSX
77-JLH
77-JKW
79-JSL
77-JKZ
79-JSM
82-LOW

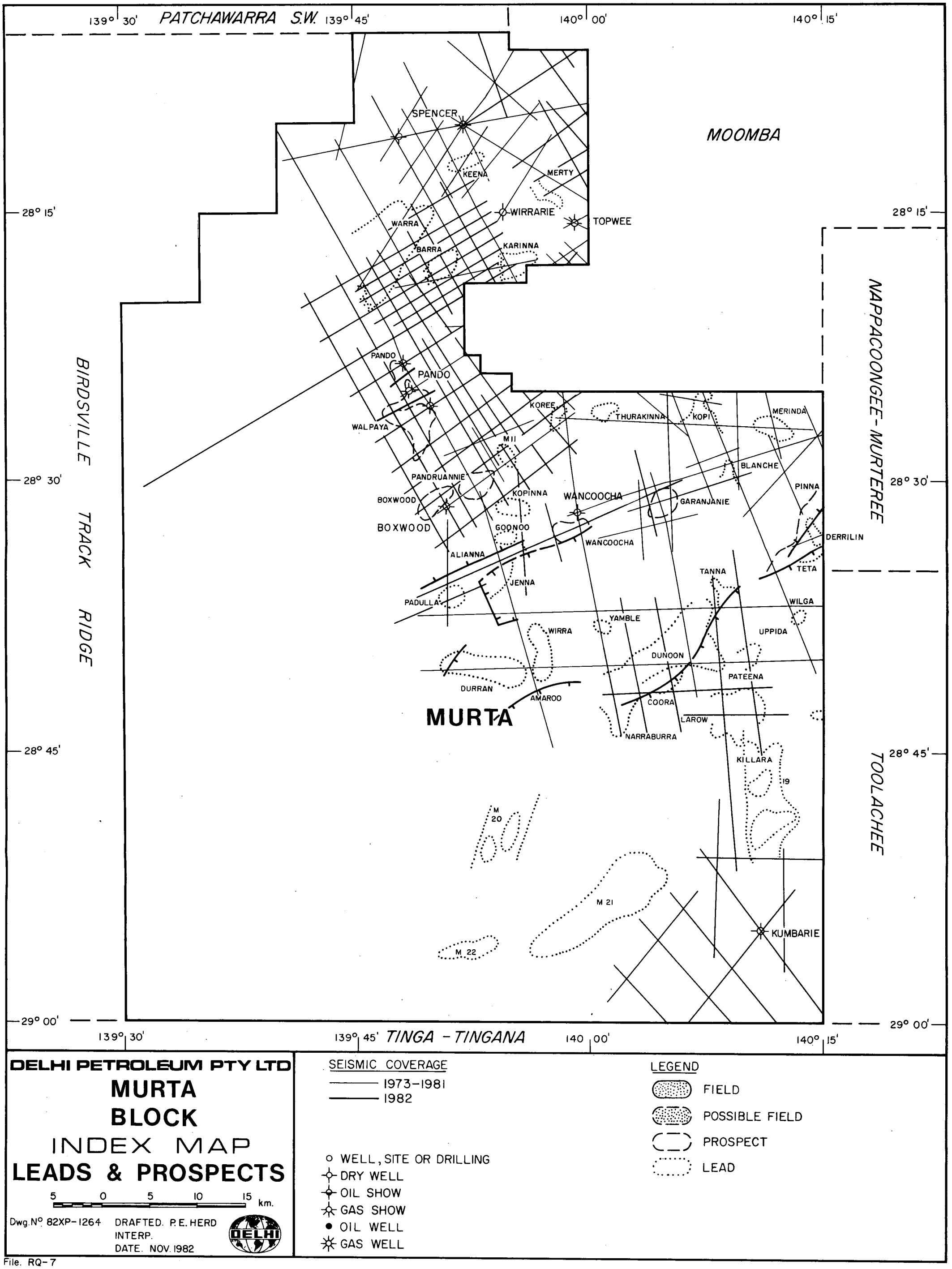


**DELHI PETROLEUM PTY LTD**

# MURTA BLOCK

## INDEX MAP

## LEADS & PROSPECTS

5 0 5 10 15 km.

Dwg. N° 82XP-1264 DRAFTED. P.E. HERD
INTERP.
DATE. NOV. 1982

SEISMIC COVERAGE
- 1973-1981
- 1982

- WELL, SITE OR DRILLING
- DRY WELL
- OIL SHOW
- GAS SHOW
- OIL WELL
- GAS WELL

LEGEND
- FIELD
- POSSIBLE FIELD
- PROSPECT
- LEAD

File. RQ-7

## Summary

No interpretation was undertaken during November as data processing of the results of the 1982 Wanchula and Diamond Bog Surveys is still continuing.

## 1982 Diamond Bog-MUR Seismic Survey

Seismic data processing of the results of this survey is continuing.

## 1982 Wanchula Seismic Survey

Data processing is continuing. Brute stacks have been received for the southern and most of the Daralingie west lines.

At the end of November, cost estimates on current NOPEs are as follow:

| NOPE No. | Description | NOPE $ | Est. Total Cost |
|---|---|---|---|
| 781 | Diamond Bog-MUR Seismic Survey | 553,000 | 460,000 |

## Summary

Processing is continuing with elevation corrections while statics are being computed.

## 1982 Diamond Bog-MUR Seismic Survey

All tapes have been received by the processors GSI.

Elevations are received for all lines. half the statics are so far computed.
Edit displays were completed during the month.
Projected completion date: end April.

DELHI PETROLEUM PTY LTD

Geophysical Processing Status
MURTA BLOCK

| LINEN | BLOCK | DPROC | SPROC | BSTAK | PSTAK | FSTAK | FINAL | FILMN | DISTN |
|---|---|---|---|---|---|---|---|---|---|
| 82-LQG | MUR | 25/10/82 | | | | | | | |
| 82-LQH | MUR | 25/10/82 | | | | | | | |
| 82-LQJ | MUR | 25/10/82 | | | | | | | |
| 82-LQK | MUR | 25/10/82 | | | | | | | |
| 82-LQL | MUR | 25/10/82 | | | | | | | |
| 82-LQM | MUR | 25/10/82 | | | | | | | |
| 82-LQN | MUR | | 13/11/82 | | | | | | |
| 82-LQP | MUR | | 14/11/82 | | | | | | |
| 82-LQQ | MUR | | 14/11/82 | | | | | | |
| 82-LQR | MUR | | 14/11/82 | | | | | | |
| 82-LQS | MUR | | 14/11/82 | | | | | | |
| 82-LQT | MUR | | 14/11/82 | | | | | | |
| 82-LQW | MUR | | 14/11/82 | | | | | | |

[illegible] 99. MI - 10%

| Line | Record | Sent To SSL | | | | Received From SSL | | | | | | |
|---|---|---|---|---|---|---|---|---|---|---|---|---|
| | | Tapes | LVL | Elev | Intsec | Brute | Final | [illegible] | Film N | Film R | [illegible] | [illegible] |
| MEP | 29/8 | 1/9 | 25/8 | 21/9 | 24/9 | 18/11 | | | | | | |
| MEQ | 18/8 | 23/8 | 23/8 | 21/9 | 24/9 | 19/11 | | | | | | |
| MER | 19/8 | 23/8 | 23/8 | 21/9 | 24/9 | 6/12 | | | | | | |
| MES | 24/8 | 30/8 | 30/8 | 21/9 | 24/9 | 18/11 | | | | | | |
| MET | 27/8 | 1/9 | 1/9 | 21/9 | 24/9 | 7/12 | | | | | | |
| MEW | 3/9 | 8/9 | 6/9 | 21/9 | 24/9 | 29/11 | | | | | | |
| MEX | 5/9 | 8/9 | 6/9 | 24/9 | 29/9 | 3/12 | | | | | | |
| MEY | 8/9 | 13/9 | 8/9 | 24/9 | 29/9 | 2/12 | | | | | | |
| MEZ | 14/9 | 21/9 | 13/9 | 24/9 | 29/9 | 1/12 | | | | | | |
| MFD | 11/9 | 15/9 | 15/9 | 24/9 | 29/9 | 22/11 | | | | | | |
| MFE | 10/9 | 15/9 | 13/9 | 24/9 | 29/9 | 3/12 | | | | | | |
| MFF | 9/9 | 13/9 | 13/9 | 24/9 | 29/9 | 6/12 | | | | | | |
| MFG | 31/8 | 6/9 | 1/9 | 21/9 | 24/9 | 7/12 | | | | | | |
| MFH | 22/8 | 25/8 | 25/8 | 21/9 | 24/9 | 2/12 | | | | | | |

WANCHOLA

MUR 28% TOO 3
TIN 40%

| Line | Record | Sent To Empress | | | | Received From Empress | | | | | | |
|---|---|---|---|---|---|---|---|---|---|---|---|---|
| | | Tapes | LVL | Elev | Intsec | Brute | Final | Film N | Film N | Film R | M.G. | FILM DKT |
| MBQ | 5/4 | 14/4 | 19/4 | 18/5 | 23/6 | 20/7 | | | 17/11 | 17/11 | | ✓ |
| MBR | 10/4 | 14/4 | 14/4 | 18/5 | " | 20/7 | | | 25/11 | 25/11 | | ✓ |
| MBS | 17/4 | 21/4 | 14/4 | 18/5 | " | 6/7 | | | 25/11 | 25/11 | | ✓ |
| MBT | 15/4 | 21/4 | 19/4 | 18/5 | " | 15/7 | | | 25/11 | 25/11 | | ✓ |
| MBW | 19/4 | 27/4 | 3/5 | 16/6 | " | 30/8 | | | 25/11 | 25/11 | | ✓ |
| MBX | 30/4 | | 3/5 | 16/6 | " | 3/8 | | | 17/11 | 17/11 | | ✓ |
| MBY | 27/4 | 3/5 | 6/5 | 16/6 | " | 20/7 | | | 17/11 | 17/11 | | ✓ |
| MBZ | 25/4 | 3/5 | 21/4 | 18/5 | " | | | | 25/11 | 25/11 | | ✓ |
| MCA | 16/5 | 1/6 | 18/5 | 16/6 | " | 30/8 | | | 17/11 | 17/11 | | ✓ |
| MCB | 5/5 | 6/5 | 18/5 | 22/6 | " | 29/9 | | | 17/11 | 17/11 | | ✓ |
| MCD | 12/5 | 1/6 | 18/5 | 16/6 | " | 29/9 | | | 17/11 | 17/11 | | ✓ |
| MCE | 22/5 | 3/5 | 6/5 | 16/6 | " | 29/9 | | | 17/11 | 17/11 | | ✓ |
| MCF | 14/5 | 1/6 | 18/5 | 16/6 | " | 29/9 | | | 17/11 | 17/11 | | ✓ |
| MCG | 19/5 | 24/5 | 24/5 | 16/6 | " | 29/9 | | | 17/11 | 17/11 | | ✓ |
| MCH | 9/5 | 1/6 | 6/5 | 16/6 | " | 29/9 | | | 17/11 | 17/11 | | ✓ |
| MCT | 26/5 | 1/6 | 1/6 | 22/6 | " | 29/9 | | | 17/11 | 17/11 | | ✓ |
| MCK | 28/5 | 1/6 | 2/6 | 22/6 | " | 30/8 | | | 25/11 | 25/11 | | ✓ |
| MCL | 12/4 | 19/4 | 3/5 | 18/5 | " | 6/7 | | | 17/11 | 17/11 | | ✓ |
| MCM | 22/4 | 3/5 | 27/4 | 16/6 | " | 30/8 | | | 17/11 | 17/11 | | ✓ |
| MCC | 23/5 | 1/6 | 1/6 | 28/6 | | 29/9 | | | 17/11 | 17/11 | | ✓ |
| | | | | | | | | | | | | |
| MFA | 31/5 | 2/6 | 2/6 | 22/6 | " | 29/9 | | | 17/11 | 17/11 | | ✓ |
| MFB | 1/6 | 16/6 | 9/6 | 22/6 | " | 29/9 | | | 17/11 | 17/11 | | ✓ |
| MFC | 2/6 | 16/6 | 2/6 | 22/6 | " | 29/9 | | | 17/11 | 17/11 | | ✓ |
| | | | | | | | | | | | | |
| | | | | | | | | | | | | |
| MCC | | | | | | | | | 17/11 | 17/11 | | ✓ |

MJO - 81%
MJR 19%

| Line | Record | Sent To Empress | | | | Received From Empress | | | | | | |
|---|---|---|---|---|---|---|---|---|---|---|---|---|
| | | Tapes | LVL | Elev | Intsec | Brute | Final | Film N | Film N | Film R | Migrated | [illegible] |
| 81 MBA | 15/3 | 22/3 | 10/3 | 10/3 | 10/3 | 9/6 | 6/7 | | 5/8 | 5/8 | 30/8 | ✓ |
| MBB | 18/3 | 22/3 | 22/3 | 10/3 | 10/3 | " | 6/7 | | 5/8 | 5/8 | 30/8 | ✓ |
| MBC | 6/3 | 10/3 | 17/3 | 10/3 | 10/3 | " | 6/7 | | 5/8 | 5/8 | 30/8 | ✓ |
| MBD | 20/3 | 2/4 | 9/3 | 10/3 | 10/3 | " | 6/7 | | 5/8 | 5/8 | 30/8 | ✓ |
| MBE | 16/3 | 22/3 | 22/3 | 10/3 | 10/3 | " | 6/7 | | 5/8 | 5/8 | 30/8 | ✓ |
| MBF | 12/3 | 17/3 | 10/3 | 10/3 | 10/3 | " | 6/7 | | 5/8 | 5/8 | 30/8 | ✓ |
| MBG | 1/3 | 9/3 | 10/3 | 10/3 | 10/3 | " | 6/7 | | 5/8 | 5/8 | 30/8 | ✓ |
| MBH | 17/3 | 17/3 | 17/3 | 10/3 | 10/3 | " | 6/7 | | 5/8 | 5/8 | 30/8 | ✓ |

MUS-19% MOD 81

| Line | Record | Sent To Empress | | | | Received From Empress | | | | | | |
|---|---|---|---|---|---|---|---|---|---|---|---|---|
| | | Tapes | LVL | Elev | Intsec | PAPER ~~Brute~~ | Final | ~~[illegible]~~ | Film N | Film R | MIG. | FILM DIST |
| MET | 10/8 | 16/8 | 16/8 | 8/9 | 8/9 | 8/11 | | | | | | |
| MEN | 15/8 | 18/8 | 16/8 | " | " | 8/11 | | | | | | |
| MEK | 11/8 | 16/8 | 16/8 | " | " | 8/11 | | | | | | |
| MEL | 12/8. | 16/8 | 18/8 | " | " | 8/11 | | | | | | |
| MEM | 13/8 | 18/8 | 18/8 | " | " | 8/11 | | | | | | |

WANCHULA

MOR 94%

| Line | Record | Sent To Empress | | | | Received From Empress | | | | | | |
|---|---|---|---|---|---|---|---|---|---|---|---|---|
| | | Tapes | LVL | Elev | Intsec | Brute | Final | Film N | Film N | Film R | [illegible] | FIL[illegible] |
| MCN | 22/6 | [illegible] | 28/6 | 13/10 | 7/7 | 8/11 | | | | | | ✓ |
| MCP | 10/7 | 15/7 | 19/7 | 15/7 | 15/7 | 14/10 | | | | | | ✓ |
| MCG | 13/7 | 19/7 | 21/7 | 15/7 | 19/7 | 14/10 | | | | | | ✓ |
| MCR | 1/7 | 7/7 | 19/7 | 26/7 | 7/7 | 28/10 | | | | | | ✓ |
| MCS | 12/7 | 15/7 | 21/7 | 15/7 | 19/7 | 14/10 | | | | | | ✓ |
| MCT | 25/6 | 30/6 | 4/8 | 26/7 | 7/7 | 14/10 | | | | | | ✓ |
| MCW | 25/6 | [illegible] | 15/7 | 13/10 | 7/7 | 8/11 | | | | | | ✓ |
| MCX | 18/7 | 21/7 | 11/8 | 26/7 | 9/8 | 14/10 | | | | | | ✓ |
| MCY | 10/6 | 23/6 | [illegible] | 28/6 | 4/8 | 14/10 | | | | | | ✓ |
| MCZ | 8/8 | 11/8 | 11/8 | 30/8 | 1/9 | 28/10 | | | | | | [illegible] |
| MDA | 6/8 | 11/8 | 9/8 | 30/8 | 1/9 | 28/10 | | | | | | [illegible] |
| MDB | 21/7 | 26/7 | 28/7 | 2/8 | 4/8 | 8/11 | | | | | | ✓ |
| MDC | 5/8 | 9/8 | 9/8 | 30/8 | 1/9 | 28/10 | | | | | | ✓ |
| MDD | 23/7 | 28/7 | 28/7 | 27/8 | 1/9 | 28/10 | | | | | | ✓ |
| MDE | 6/6 | [illegible] | [illegible] | 28/6 | 4/8 | 29/9 | | | | | | ✓ |
| MDF | 27/7 | 2/8 | 2/8 | 30/8 | 1/9 | 14/10 | | | | | | ✓ |
| MDG | [illegible] | 16/6 | [illegible] | 28/6 | 4/8 | 29/9 | | | | | | ✓ |
| MDH | 26/7 | 2/8 | 28/7 | 27/8 | 1/9 | 29/9 | | | | | | ✓ |
| MDJ | 24/6 | [illegible] | 28/6 | 13/10 | 7/7 | 28/10 | | | | | | ✓ |
| MDK | 24/7 | 28/7 | 21/7 | 28/7 | 9/8 | 14/10 | | | | | | ✓ |
| MDL | 17/7 | 21/7 | 21/7 | 26/7 | 9/8 | 14/10 | | | | | | ✓ |
| MDM | 11/7 | 15/7 | 19/7 | 15/7 | 4/8 | 14/10 | | | | | | ✓ |
| MDN | 2/8 | 4/8 | 11/8 | 1/9 | 1/9 | 8/11 | | | | | | ✓ |
| MDP | 14/7 | 19/7 | 2/8 | 19/7 | 19/7 | 14/10 | | | | | | ✓ |
| MDQ | 31/7 | 4/8 | 4/8 | 1/9 | 1/9 | 8/11 | | | | | | ✓ |
| MDR | 7/7 | 12/7 | 15/7 | 15/7 | 15/7 | 14/10 | | | | | | ✓ |
| MDS | 4/7 | 7/7 | 7/7 | 26/7 | 7/7 | 14/10 | | | | | | ✓ |
| MDT | 20/6 | [illegible] | 28/6 | 28/6 | 4/9 | 29/9 | | | | | | ✓ |

P = [illegible]

23/28

28 lines

10-DEC-82

DELHI PETROLEUM PTY LTD

## MURTA BLOCK STATUS REPORT

| AREA | LINE | OCT | NOV | DEC | JAN | FEB | MAR | APR |
|---|---|---|---|---|---|---|---|---|
| MURTA DIAMOND BOG PARTY 1 | 82-LQG | | Data | Proj | | | | |
| • | 82-LQH | | Data | Proj | | | | |
| • | 82-LQJ | | Data | Proj | | | | |
| • | 82-LQK | | Data | Proj | | | | |
| • | 82-LQL | | Data | Proj | | | | |
| • | 82-LQM | | Data | Proj | | | | |
| • | 82-LQN | | Sta-tics | Proj | | | | |
| • | 82-LQP | | Sta-tics | Proj | | | | |
| • | 82-LQQ | | Sta-tics | Proj | | | | |
| • | 82-LQR | | Sta-tics | Proj | | | | |
| • | 82-LQS | | Sta-tics | Proj | | | | |
| • | 82-LQT | | Sta-tics | Proj | | | | |
| • | 82-LQW | | Sta-tics | Proj | | | | |
| | | OCT | NOV | DEC | JAN | FEB | MAR | APR |

SOUTH AUSTRALIAN OIL & GAS CORPORATION PTY. LTD.
226 Melbourne Street, North Adelaide, S.A. 5006
Telephone: 267 5699 Telex: AA 88900
P.O. Box 470, North Adelaide, S.A. 5006

*Our Ref.* 7.CP000.GC09
BCY/JLS

18th November 1982

Director-General,
Dept. of Mines & Energy,
191 Greenhill Road,
PARKSIDE S.A. 5063

ATTN: OIL & GAS DIVISION

Dear Sir,

BULL LAKE GEOCHEMICAL SURVEY: REPORT FOR NOVEMBER 1982

Some 86 samples were taken during this month and no days were lost.

A map showing the area sampled this month is enclosed.

Please note that this survey is now completed. A total of 6,059 samples was taken. A final report is being completed.

Yours faithfully.
For and on behalf of the
South Australian Oil and
Gas Corporation Pty. Ltd.

for S.B. DEVINE
General Manager

cc Delhi Petroleum,
Exploration Manager

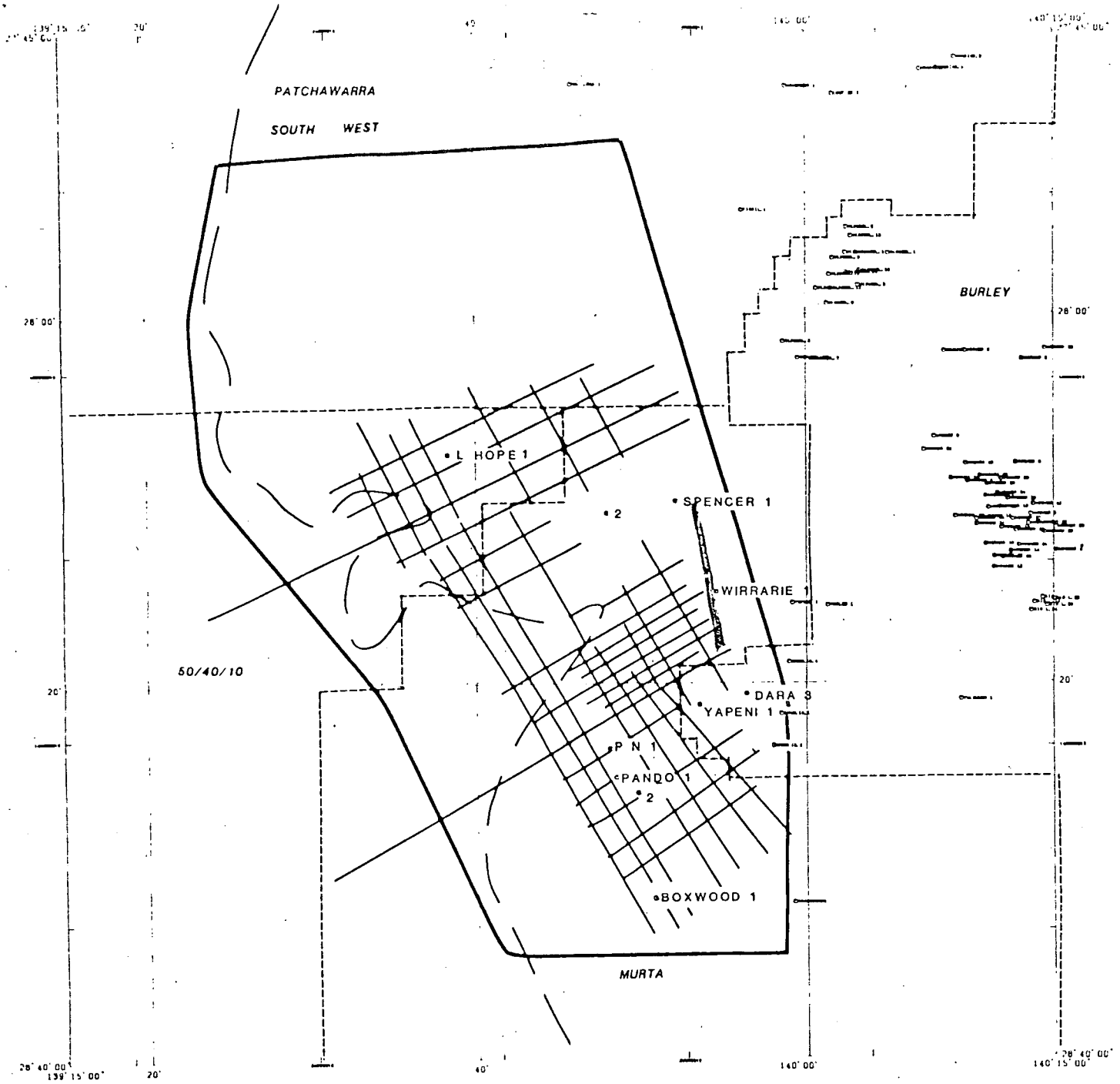


Proposed Survey Area

Farmout Boundary

Basin Boundary

Proposed Seismic

(Wanchula 1982)

AREA SAMPLED

MILES

KILOMETRES

# BULL LAKE GEOCHEM

2

MURTA BLOCK, PEL 5 & 6 S.A.

MONTHLY STATUS REPORT

DECEMBER, 1982

Contents

Location/Index Maps
Status of Interpretation
Status of Processing
Processing Charts

Distribution (9)

Delhi (4) - J.T. Frazer
J.F. Allender
J.M. Durrant
Library

South Australia Department of Mines and Energy
Santos
Vamgas
SAOGC
Hartogen

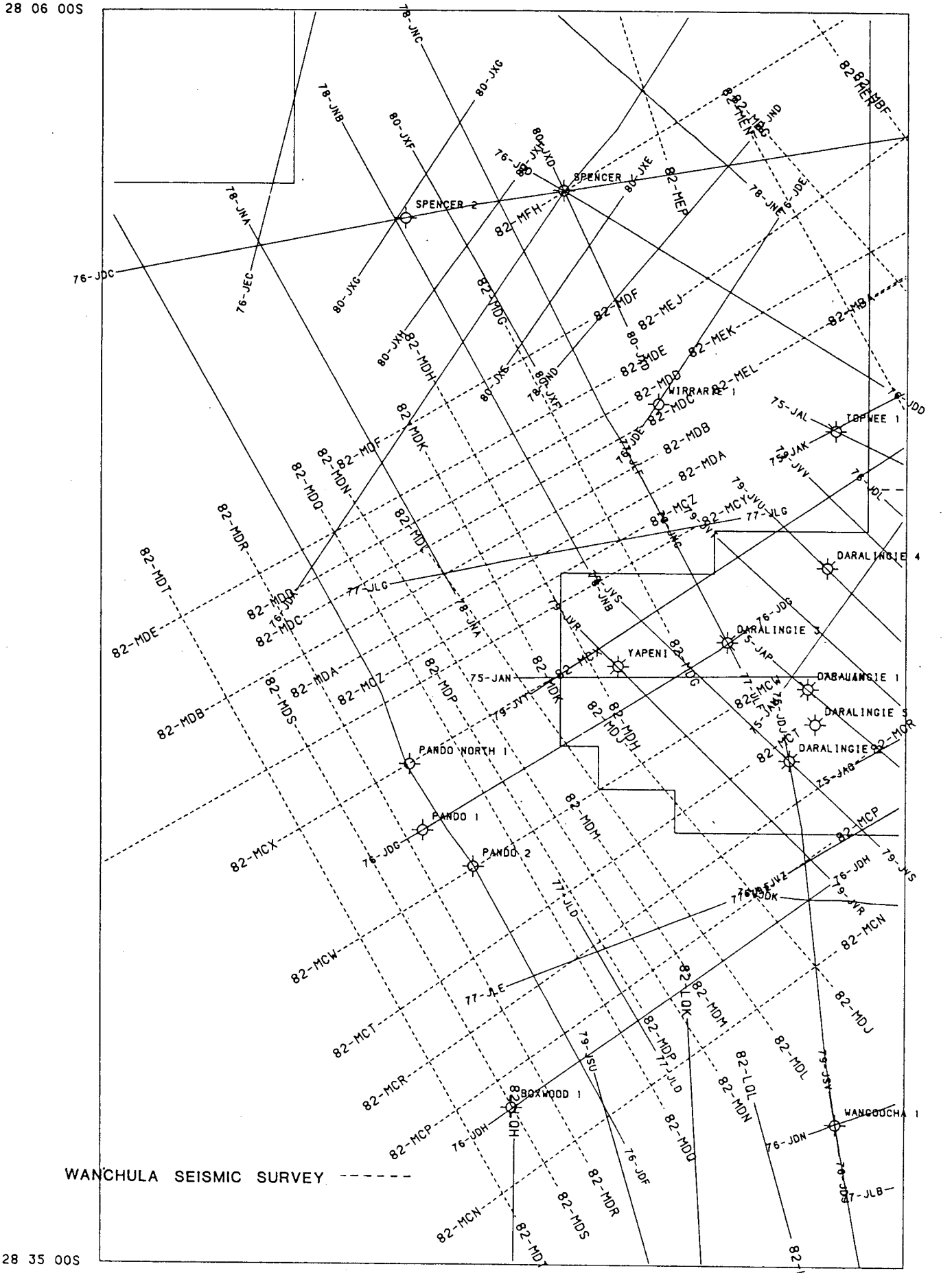
28 06 00S
SPENCER 1
SPENCER 2
WIRRARIE 1
TOPWEE 1
DARALINGIE 4
DARALINGIE 3
DARALINGIE 1
DARALINGIE 5
DARALINGIE 2
YAPENI
PANDO NORTH 1
PANDO 1
PANDO 2
BOXWOOD 1
WANGOUCHA 1
82-MDA
82-MDB
82-MDC
82-MDD
82-MDE
82-MDF
82-MDG
82-MDH
82-MDJ
82-MDK
82-MDL
82-MDM
82-MDN
82-MDO
82-MDP
82-MDQ
82-MDR
82-MDS
82-MDT
82-MEH
82-MEJ
82-MEK
82-MEL
82-MEP
82-MFH
82-MCN
82-MCP
82-MCR
82-MCT
82-MCW
82-MCX
82-MCZ
82-LQK
82-LQL
75-JAL
75-JAK
75-JAN
75-JAP
75-JAR
76-JDC
76-JDD
76-JDE
76-JDG
76-JDH
76-JDK
76-JEC
77-JLB
77-JLD
77-JLE
77-JLG
78-JNA
78-JNB
78-JNC
78-JND
78-JNE
79-JVR
79-JVS
79-JVT
79-JVU
79-JVV
80-JXD
80-JXE
80-JXF
80-JXG
80-JXH
80-JXJ
80-JXK
28 35 00S
139 40 00E
140 01 00E
WANCHULA SEISMIC SURVEY ------
MURTA BLOCK
MURIA BLOCK

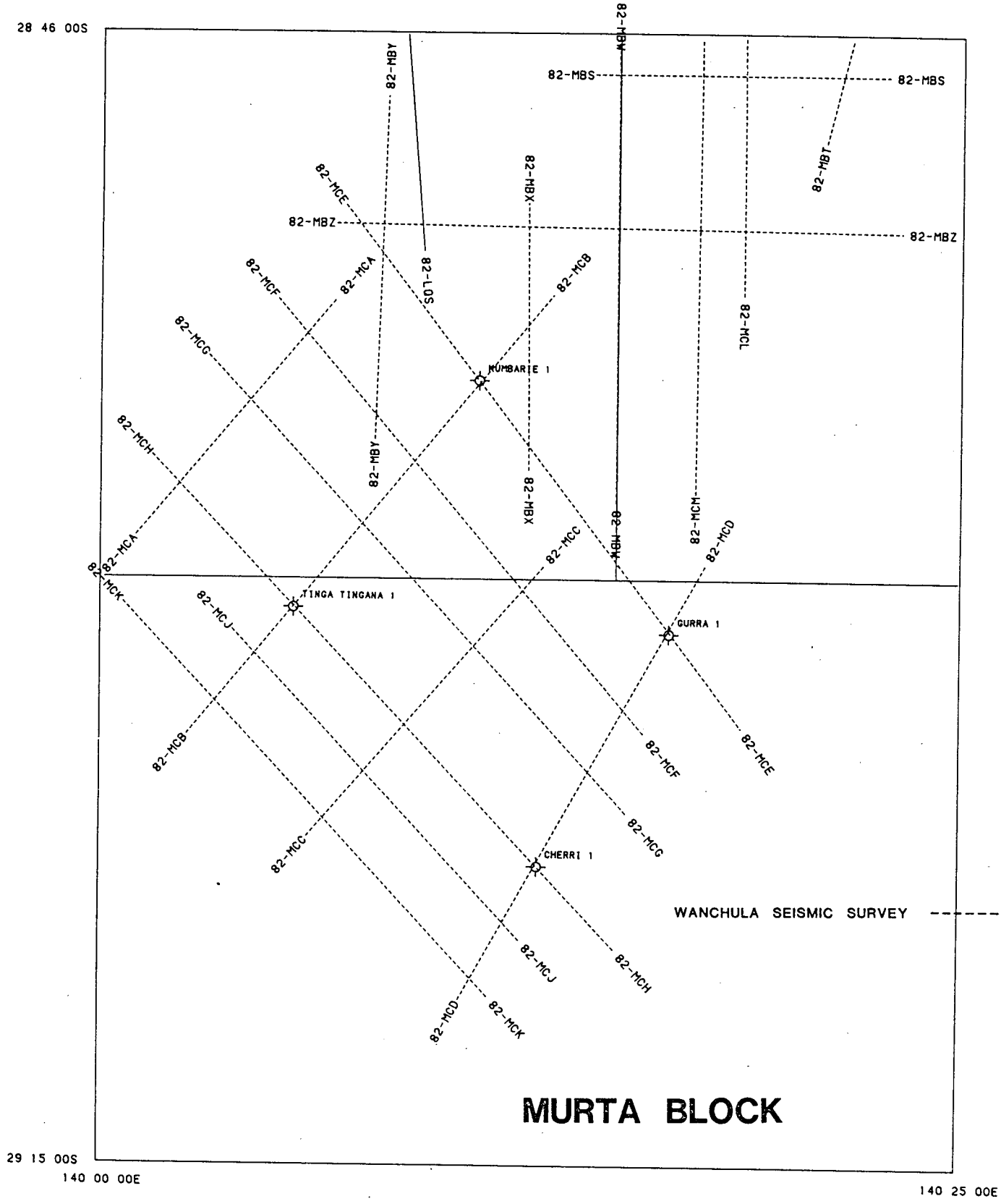
28 46 00S
82-MBY
82-MBW
82-MBS
82-MBS
82-MBT
82-MCE
82-MBX
82-MBZ
82-MBZ
82-MCF
82-MCA
82-LOS
82-MCB
82-MCG
82-MCL
KUMBARIE 1
82-MCH
82-MBY
82-MBX
82-MBW
82-MCM
82-MCA
82-MCC
82-MCD
82-MCK
TINGA TINGANA 1
82-MCJ
GURRA 1
82-MCB
82-MCF
82-MCE
82-MCG
82-MCC
CHERRI 1
WANCHULA SEISMIC SURVEY
82-MCJ
82-MCH
82-MCD
82-MCK
MURTA BLOCK
29 15 00S
140 00 00E
140 25 00E

MURTA BLOCK

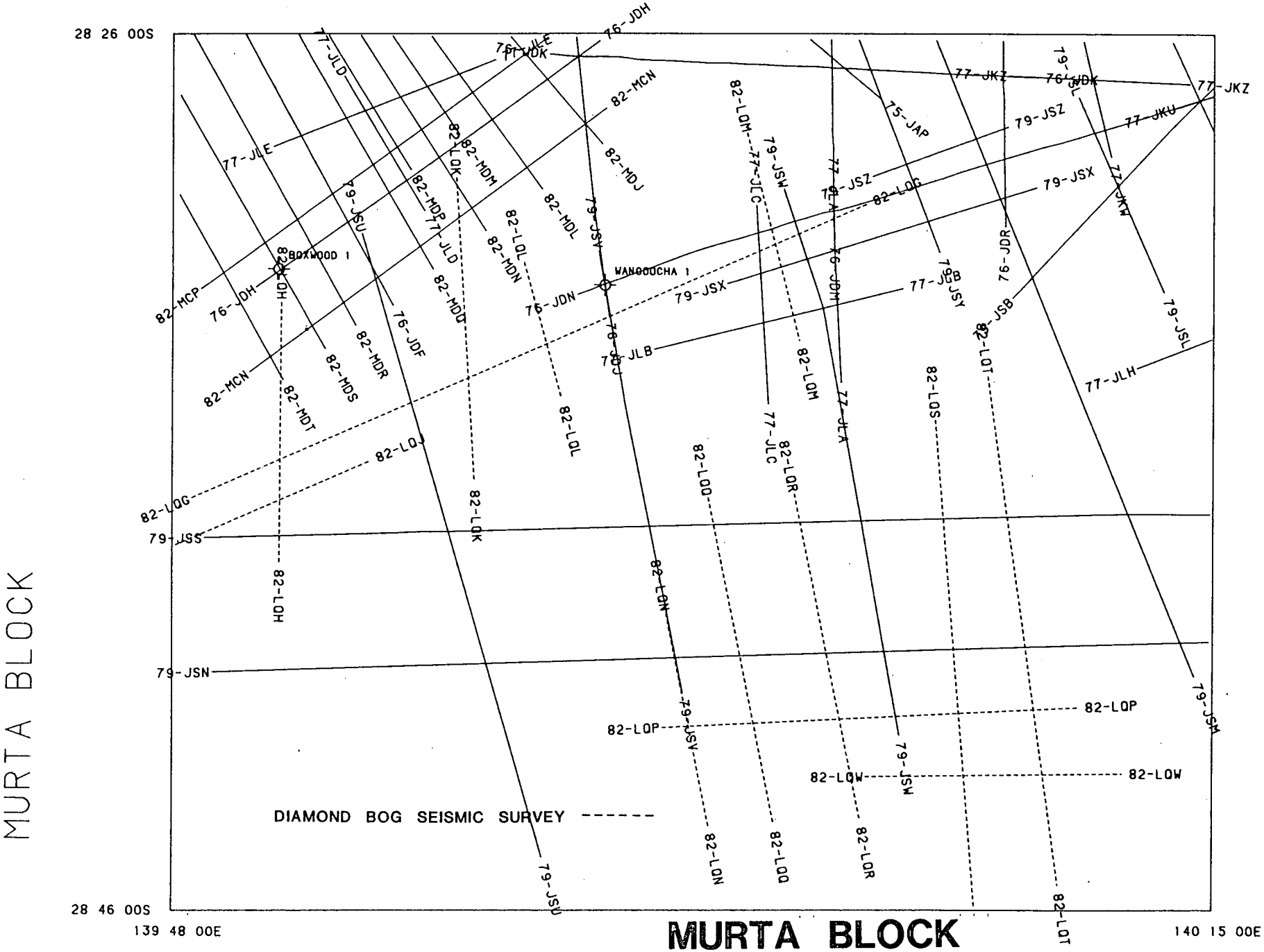
MURTA BLOCK
28 26 00S
28 46 00S
139 48 00E
140 15 00E
BOXWOOD 1
WANGOOCHA 1
DIAMOND BOG SEISMIC SURVEY
76-JDH
77-JLE
77-JLD
82-MCN
82-MDJ
82-MDL
82-MDM
82-MDP
82-MDN
82-MDQ
82-MDS
82-MDR
82-MDT
82-MCP
76-JDN
76-JDF
79-JSU
79-JSV
79-JSX
79-JSZ
79-JSW
79-JSY
79-JSB
79-JSL
79-JSM
79-JSN
79-JSS
77-JKZ
77-JKU
77-JKW
77-JLH
77-JLB
77-JLC
77-JLA
75-JAP
76-JDR
76-JDM
82-LOG
82-LOH
82-LOJ
82-LOK
82-LOL
82-LOM
82-LON
82-LOQ
82-LOR
82-LOS
82-LOT
82-LOP
82-LOW
MURTA BLOCK

139° 30' PATCHAWARRA S.W. 139° 45' 140° 00' 140° 15'

28° 15' 28° 30' 28° 45' 29° 00'

BIRDSVILLE TRACK RIDGE

NAPPACOONGEE - MURTEREE

TOOLACHEE

MOOMBA

SPENCER
KEENA
MERTY
WIRRARIE
TOPWEE
WARRA
BARRA
KARINNA
PANDO
PANDO
WALPAYA
KOREE
THURAKINNA
KOPI
MERINDA
MII
BLANCHE
PANDRUANNIE
BOXWOOD
KOPINNA
WANCOOCHA
GARANJANIE
PINNA
BOXWOOD
GOONOO
WANCOOCHA
DERRILIN
ALIANNA
TANNA
JENNA
TETA
PADULLA
WILGA
YAMBLE
WIRRA
UPPIDA
DUNOON
PATEENA
DURRAN
AMAROO
COORA
LAROW
MURTA
NARRABURRA
KILLARA
19
M 20
M 21
M 22
KUMBARIE

139° 30' TINGA - TINGANA 139° 45' 140° 00' 140° 15'

**DELHI PETROLEUM PTY LTD**

# MURTA BLOCK

## INDEX MAP

## LEADS & PROSPECTS

5 0 5 10 15 km.

Dwg.N° 82XP-1264 DRAFTED. P.E. HERD
INTERP.
DATE. NOV. 1982

SEISMIC COVERAGE
- 1973-1981
- 1982

- WELL, SITE OR DRILLING
- DRY WELL
- OIL SHOW
- GAS SHOW
- OIL WELL
- GAS WELL

LEGEND
- FIELD
- POSSIBLE FIELD
- PROSPECT
- LEAD

File. RQ-7

## Summary

No interpretation was undertaken during December as data processing of the results of the 1982 Wanchula and Diamond Bog Surveys is still continuing.

## 1982 Diamond Bog-MUR Seismic Survey

Seismic data processing of the results of this survey is continuing.

## 1982 Wanchula Seismic Survey

Data processing is continuing. Brute stacks have been received for the southern and most of the Daralingie west lines.

Summary

Processing is continuing with elevation corrections while statics are being computed.

1982 Diamond Bog-MUR Seismic Survey

The statics have been computed.Brute stacks have been received for three lines.
Projected completion date: end April.

DELHI PETROLEUM PTY LTD

Geophysical Processing Status

## SYMBOLS USED

LINEN : Line name
BLOCK : Block code
SURVY : Seismic Survey
AREAS : Area(s)
PARTY : Contractor/Party
DPROC : Data at processor
SPROC : Statics at processor
BSTAK : Brute stack received
PSTAK : Preliminary stack (with Preliminary Velocities and Residual Statics)
FSTAK : Final stack (with Final Velocities and Residual Statics)
FINAL : Final Q.C. Section
FILMN : Films Received
DISTN : Final Films Distributed

DELHI PETROLEUM PTY LTD

Geophysical Processing Status
MURTA BLOCK

| LINEN | BLOCK | DPROC | SPROC | BSTAK | PSTAK | FSTAK | FINAL | FILMN | DISTN |
|---|---|---|---|---|---|---|---|---|---|
| 82-LQG | MUR | 25/10/82 | 20/12/82 | | | | | | |
| 82-LQH | MUR | 25/10/82 | 20/12/82 | | | | | | |
| 82-LQJ | MUR | 25/10/82 | 20/12/82 | | | | | | |
| 82-LQK | MUR | 25/10/82 | 20/12/82 | | | | | | |
| 82-LQL | MUR | 25/10/82 | 20/12/82 | | | | | | |
| 82-LQM | MUR | 25/10/82 | 20/12/82 | | | | | | |
| 82-LQN | MUR | 14/10/82 | 13/11/82 | 17/12/82 | | | | | |
| 82-LQP | MUR | 14/10/82 | 14/11/82 | 13/12/82 | 13/12/82 | | | | |
| 82-LQQ | MUR | 08/10/82 | 14/11/82 | | | | | | |
| 82-LQR | MUR | 08/10/82 | 14/11/82 | | | | | | |
| 82-LQS | MUR | 08/10/82 | 14/11/82 | 17/12/82 | | | | | |
| 82-LQT | MUR | 08/10/82 | 14/11/82 | | | | | | |
| 82-LQW | MUR | 14/10/82 | 14/11/82 | | | | | | |

DELHI PETROLEUM PTY LTD

Geophysical Processing Status
MURTA BLOCK

| LINEN | BLOCK | DPROC | SPROC | BSTAK | PSTAK | FSTAK | FINAL | FILMN | DISTN |
|---|---|---|---|---|---|---|---|---|---|
| 82-LQG | MUR | 25/10/82 | | | | | | | |
| 82-LQH | MUR | 25/10/82 | | | | | | | |
| 82-LQJ | MUR | 25/10/82 | | | | | | | |
| 82-LQK | MUR | 25/10/82 | | | | | | | |
| 82-LQL | MUR | 25/10/82 | | | | | | | |
| 82-LQM | MUR | 25/10/82 | | | | | | | |
| 82-LQN | MUR | | 13/11/82 | | | | | | |
| 82-LQP | MUR | | 14/11/82 | | | | | | |
| 82-LQQ | MUR | | 14/11/82 | | | | | | |
| 82-LQR | MUR | | 14/11/82 | | | | | | |
| 82-LQS | MUR | | 14/11/82 | | | | | | |
| 82-LQT | MUR | | 14/11/82 | | | | | | |
| 82-LQW | MUR | | 14/11/82 | | | | | | |

WALKERS FLAT 1981 PROSPECT: [illegible]

MOO - 81%
MUR 10%

| Line | Record | Sent To Empress | | | | Received From Empress | | | | | |
|---|---|---|---|---|---|---|---|---|---|---|---|
| | | Tapes | LVL | Elev | Intsec | Brute | Final | Film N | Film N | Film R | MIGRATED |
| 81 MBA | 15/3 | 22/3 | 10/3 | 10/3 | 10/3 | 9/6 | 6/7 | | 5/8 | 5/8 | 30/8 |
| MBB | 18/3 | 22/3 | 22/3 | 10/3 | 10/3 | " | 6/7 | | 5/8 | 5/8 | 30/8 |
| MBC | 6/3 | 10/3 | 17/3 | 10/3 | 10/3 | " | 6/7 | | 5/8 | 5/8 | 30/8 |
| MBD | 20/3 | 2/4 | 9/3 | 10/3 | 10/3 | " | 6/7 | | 5/8 | 5/8 | 30/8 |
| MBE | 16/3 | 22/3 | 22/3 | 10/3 | 10/3 | " | 6/7 | | 5/8 | 5/8 | 30/8 |
| MBF | 12/3 | 17/3 | 10/3 | 10/3 | 10/3 | " | 6/7 | | 5/8 | 5/8 | 30/8 |
| MBG | 1/3 | 9/3 | 10/3 | 10/3 | 10/3 | " | 6/7 | | 5/8 | 5/8 | 30/8 |
| MBH | 10/3 | 17/3 | 17/3 | 10/3 | 10/3 | " | 6/7 | | 5/8 | 5/8 | 30/8 |

MUR
MOO

~~WALKERS~~ FLAT ~~1981~~ PROSPECT: Southern Prospects
WANCHULA 1982

MUR 28% TOO 32
TIN 40%

| Line | Record | Sent To Empress | | | | Received From Empress | | | | | | |
|---|---|---|---|---|---|---|---|---|---|---|---|---|
| | | Tapes | LVL | Elev | Intsec | Brute | Final | ~~Film N~~ | Film N | Film R | MIG. | FILM DKT |
| MBQ | 8/4 | 14/4 | 19/4 | 18/5 | 23/6 | 20/7 | | | 17/11 | 17/11 | 8/12 | ✓ |
| MBR | 10/4 | 14/4 | 14/4 | 18/5 | " | 20/7 | | | 25/11 | 25/11 | 8/12 | ✓ |
| MBS | 17/4 | 21/4 | 14/4 | 18/5 | " | 6/7 | | | 25/11 | 25/11 | ✓ | ✓ |
| MBT | 15/4 | 21/4 | 19/4 | 18/5 | " | 15/7 | | | 25/11 | 25/11 | ✓ | ✓ |
| MBW | 19/4 | 27/4 | 3/5 | 16/6 | " | 30/8 | | | 25/11 | 25/11 | ✓ | ✓ |
| MBX | 30/4 | | 3/5 | 16/6 | " | 3/8 | | | 17/11 | 17/11 | ✓ | ✓ |
| MBY | 27/4 | 3/5 | 6/5 | 16/6 | " | 20/7 | | | 17/11 | 17/11 | ✓ | ✓ |
| MBZ | 25/4 | 3/5 | 21/4 | 18/5 | " | | | | 25/11 | 25/11 | ✓ | ✓ |
| MCA | 16/5 | 1/6 | 18/5 | 16/6 | " | 30/8 | | | 17/11 | 17/11 | ✓ | ✓ |
| MCB | 5/5 | 6/5 | 18/5 | 22/6 | " | 29/9 | | | 17/11 | 17/11 | ✓ | ✓ |
| MCD | 12/5 | 1/6 | 18/5 | 16/6 | " | 29/9 | | | 17/11 | 17/11 | ✓ | ✓ |
| MCE | 22/5 | 3/5 | 6/5 | 16/6 | " | 29/9 | | | 17/11 | 17/11 | ✓ | ✓ |
| MCF | 14/5 | 1/6 | 18/5 | 16/6 | " | 29/9 | | | 17/11 | 17/11 | ✓ | ✓ |
| MCG | 19/5 | 24/5 | 24/5 | 16/6 | " | 29/9 | | | 17/11 | 17/11 | ✓ | ✓ |
| MCH | 9/5 | 1/6 | 6/5 | 16/6 | " | 29/9 | | | 17/11 | 17/11 | ✓ | ✓ |
| MCJ | 26/5 | 1/6 | 1/6 | 22/6 | " | 29/9 | | | 17/11 | 17/11 | ✓ | ✓ |
| MCK | 28/5 | 1/6 | 2/6 | 22/6 | " | 30/8 | | | [illegible] | 25/11 | ✓ | ✓ |
| MCL | 12/4 | 19/4 | 3/5 | 18/5 | " | 6/7 | | | 17/11 | 17/11 | ✓ | ✓ |
| MCM | 22/4 | 3/5 | 27/4 | 16/6 | " | 30/8 | | | 17/11 | 17/11 | ✓ | ✓ |
| MCC | 23/5 | 1/6 | 1/6 | 28/6 | | 29/9 | | | 17/11 | 17/11 | ✓ | ✓ |
| MFA | 31/5 | 2/6 | 2/6 | 22/6 | " | 29/9 | | | 17/11 | 17/11 | 8/12 | ✓ |
| MFB | 1/6 | 16/6 | 9/6 | 22/6 | " | 29/9 | | | 17/11 | 17/11 | ✓ | ✓ |
| MFC | 2/6 | 16/6 | 2/6 | 22/6 | " | 29/9 | | | 17/11 | 17/11 | ✓ | ✓ |

PROSPECT: [illegible]

Extension.

MUR-19% MOO 81%

| Line | Record | Sent To Empress | | | | Received From Empress | | | | | | |
|---|---|---|---|---|---|---|---|---|---|---|---|---|
| | | Tapes | LVL | Elev | Intsec | PAPER ~~Brute~~ | Final | [illegible] | Film N | Film R | MIG | FILM DIST |
| [illegible] | 10/8 | 16/8 | 6/8 | 8/9 | 8/9 | 8/11 | | | 17/12 | 17/12 | 17/12 | |
| MEN | 15/8 | 18/8 | 16/8 | " | " | 8/11 | | | ✓ | ✓ | ✓ | |
| MEK | 11/8 | 16/8 | 16/8 | " | " | 8/11 | | | ✓ | ✓ | ✓ | |
| MEL | 12/8. | 16/8 | 18/8 | " | " | 8/11 | | | ✓ | ✓ | ✓ | |
| MEM | 13/8 | 18/8 | 18/8 | " | " | 8/11 | | | ✓ | ✓ | ✓ | |

~~WALKERS~~ FLAT 1982 PROSPECT: DARALINGIE WEST.
WANCHULA

MOR 94%

| Line | Record | Sent To Empress | | | | Received From Empress | | | | | | |
|---|---|---|---|---|---|---|---|---|---|---|---|---|
| | | Tapes | LVL | Elev | Intsec | Brute | Final | Film N | Film N | Film R | MIGRATED | FILM |
| MCN | 22/6 | [illegible] | 28/6 | 13/10 | 7/7 | 8/11 | | | | | | ✓ P |
| MCP | 10/7 | 15/7 | 19/7 | 15/7 | 15/7 | 14/10 | | | | | | ✓ P |
| MCQ | 13/7 | 19/7 | 21/7 | 15/7 | 19/7 | 14/10 | | | | | | ✓ P |
| MCR | 1/7 | 7/7 | 19/7 | 26/7 | 7/7 | 28/10 | | | | | | ✓ P |
| MCS | 12/7 | 15/7 | 21/7 | 15/7 | 19/7 | 14/10 | | | | | | ✓ P |
| MCT | 25/6 | 30/6 | 4/8 | 26/7 | 7/7 | 14/10 | | | | | | ✓ P |
| MCW | 2[illegible]/6 | [illegible] | 15/7 | 13/10 | 7/7 | 8/11 | | | | | | ✓ P |
| MCX | 18/7 | 21/7 | 11/8 | 26/7 | 9/8 | 14/10 | | | | | | ✓ P |
| MCY | 10/6 | 23/6 | 11/6 | 28/6 | 4/8 | 14/10 | | | | | | ✓ P |
| MCZ | 8/8 | 11/8 | 11/8 | 30/8 | 1/9 | 28/10 | | | | | | ✓ P |
| MDA | 6/8 | 11/8 | 9/8 | 30/8 | 1/9 | 28/10 | | | | | | ✓ P |
| MDB | 21/7 | 26/7 | 26/7 | 2/8 | 4/8 | 8/11 | | | | | | ✓ P |
| MDC | 5/8 | 9/8 | 9/8 | 30/8 | 1/9 | 28/10 | | | | | | ✓ P |
| MDD | 23/7 | 28/7 | 28/7 | 27/8 | 1/9 | 28/10 | | | | | | ✓ P |
| MDE | 6/6 | [illegible] | [illegible] | 28/6 | 4/8 | 29/9 | | | | | | ✓ P |
| MDF | 27/7 | 2/8 | 2/8 | 30/8 | 1/9 | 14/10 | | | | | | ✓ P |
| MDG | 13/6 | 16/6 | [illegible] | 28/6 | 4/8 | 29/9 | | | | | | ✓ P |
| MDH | 26/7 | 2/8 | 28/7 | 27/8 | 1/9 | 29/9 | | | | | | ✓ P |
| MDJ | 24/6 | 25/6 | 28/6 | 13/10 | 7/7 | 28/10 | | | | | | ✓ P |
| MDK | 24/7 | 28/7 | 21/7 | 28/7 | 9/8 | 14/10 | | | | | | ✓ P |
| MDL | 17/7 | 21/7 | 21/7 | 26/7 | 9/8 | 14/10 | | | | | | ✓ P |
| MDM | 11/7 | 15/7 | 19/7 | 15/7 | 4/8 | 14/10 | | | | | | ✓ P |
| MDN | 2/8 | 4/8 | 11/8 | 1/9 | 1/9 | 8/11 | | | | | | ✓ P |
| MDP | 14/7 | 19/7 | 2/8 | 19/7 | 19/7 | 14/10 | | | | | | ✓ P |
| MDQ | 31/7 | 4/8 | 4/8 | 1/9 | 1/9 | 8/11 | | | | | | ✓ P |
| MDR | 7/7 | 12/7 | 15/7 | 15/7 | 15/7 | 14/10 | | | | | | ✓ P |
| MDS | 4/7 | 7/7 | 7/7 | 26/7 | 7/7 | 14/10 | | | | | | ✓ P |
| MDT | 20/6 | [illegible] | 28/6 | 28/6 | 4/8 | 29/9 | | | | | | ✓ P |

P = PAPE
PRI
OK

23/28

28 lines

| Line | Recorded | Sent To SSL | | | | Received From SSL | | | | | | |
|---|---|---|---|---|---|---|---|---|---|---|---|---|
| | | Tapes | LVL | Elev | Intsec | Brute | Final | [illegible] | FilmN | FilmR | [illegible] | [illegible] |
| MEP | 2-9/8 | 1/9 | 2-8/8 | 21/9 | 24/9 | 15.11 | | | | | | |
| MEQ | 18/9 | 23/8 | 23/8 | 21/9 | 24/9 | 12 1 | | | | | | |
| MER | 19/8 | 23/8 | 23/8 | 21/9 | 24/9 | 6/12 | | | | | | |
| MES | 24/8 | 30/8 | 30/8 | 21/9 | 24/9 | 15/11 | | | | | | |
| MET | 21/8 | 1/9 | 1/9 | 21/9 | 24/9 | 7/12 | | | | | | |
| MEW | 3/9 | 8/9 | 6/9 | 21/9 | 24/9 | 29/11 | | | | | | |
| MEX | 5/9 | 8/9 | 6/9 | 24/9 | 29/9 | 3/12 | | | | | | |
| MEY | 8/9 | 13/9 | 8/9 | 24/9 | 29/9 | 2/12 | | | | | | |
| MEZ | 14/9 | 21/9 | 13/9 | 24/9 | 29/9 | 1/12 | | | | | | |
| MFD | 11/9 | 15/9 | 15/9 | 24/9 | 29/9 | 22 11 | | | | | | |
| MFE | 10/9 | 15/9 | 13/9 | 24/9 | 29/9 | 3/12 | | | | | | |
| MFF | 9/9 | 13/9 | 13/9 | 24/9 | 29/9 | 6/12 | | | | | | |
| MFG | 31/8 | 6/9 | 1/9 | 21/9 | 24/9 | 7/12 | | | | | | |
| MFH | 22/8 | 25/8 | 25/8 | 21/9 | 24/9 | 2/12 | | | | | | |

WANCHOLA FLAT 1981 PROSPECT:

MUR 28. TOO
TIN 40.

| Line | Record | Sent To Empress | | | | Received From Empress | | | | | | |
|---|---|---|---|---|---|---|---|---|---|---|---|---|
| | | Tapes | LVL | Elev | Intsec | Brute | Final | Film N | Film R | M.G. | EIL TIN |
| MBQ | 5/4 | 14/4 | 19/4 | 18/5 | 23/6 | 20/7 | | | 17/11 | 17/11 | | ✓ |
| MBR | 10/4 | 14/4 | 14/4 | 18/5 | " | 20/7 | | | 25/11 | 25/11 | | ✓ |
| MBS | 17/4 | 21/4 | 14/4 | 18/5 | " | 6/7 | | | 25/11 | 25/11 | | ✓ |
| MBT | [illegible] | 21/4 | 19/4 | 18/5 | " | 15/7 | | | 25/11 | 25/11 | | ✓ |
| MBW | [illegible]/4 | 27/4 | 3/5 | 16/6 | " | 30/8 | | | 25/11 | 25/11 | | ✓ |
| MBX | [illegible]/4 | | 3/5 | 16/6 | " | 3/8 | | | 17/11 | 17/11 | | ✓ |
| MBY | 27/4 | 3/5 | 6/5 | 16/6 | " | 20/7 | | | 17/11 | 17/11 | | ✓ |
| MBZ | [illegible] | 3/5 | 21/4 | 18/5 | " | | | | 25/11 | 25/11 | | ✓ |
| MCA | 16/5 | 1/6 | 18/5 | 16/6 | " | 30/8 | | | 17/11 | 17/11 | | ✓ |
| MCB | 5/5 | 6/5 | 18/5 | 22/6 | " | 29/9 | | | 17/11 | 17/11 | | ✓ |
| MCD | [illegible]/5 | 1/6 | 18/5 | 16/6 | " | 29/9 | | | 17/11 | 17/11 | | ✓ |
| MCE | 22/5 | 3/5 | 6/5 | 16/6 | " | 29/9 | | | 17/11 | 17/11 | | ✓ |
| MCF | 14/5 | 1/6 | 18/5 | 16/6 | " | 29/9 | | | 17/11 | 17/11 | | ✓ |
| MCG | 19/5 | 24/5 | 24/5 | 16/6 | " | 29/9 | | | 17/11 | 17/11 | | ✓ |
| MCH | 9/5 | 1/6 | 6/5 | 16/6 | " | 29/9 | | | 17/11 | 17/11 | | ✓ |
| MCT | [illegible] | 1/6 | 1/6 | 22/6 | " | 29/9 | | | 17/11 | 17/11 | | ✓ |
| MCK | [illegible]/5 | 1/6 | 2/6 | 22/6 | " | 30/8 | | | 25/11 | 25/11 | | ✓ |
| MCL | 12/4 | 19/4 | 3/5 | 18/5 | " | 6/7 | | | 17/11 | 17/11 | | ✓ |
| MCM | 22/4 | 3/5 | 27/4 | 16/6 | " | 30/8 | | | 17/11 | 17/11 | | ✓ |
| MCC | 23/5 | 1/6 | 1/6 | 28/6 | | 29/9 | | | 17/11 | 17/11 | | ✓ |
| | | | | | | | | | | | | |
| MFA | 31/5 | 2/6 | 2/6 | 22/6 | " | 29/9 | | | 17/11 | 17/11 | | ✓ |
| MFB | 1/6 | 16/6 | 9/6 | 22/6 | " | 29/9 | | | 17/11 | 17/11 | | ✓ |
| MFC | 2/6 | 16/6 | 2/6 | 22/6 | " | 29/9 | | | 17/11 | 17/11 | | ✓ |
| | | | | | | | | | | | | |
| | | | | | | | | | | | | |
| MCC | | | | | | | | | 17/11 | 17/11 | | ✓ |

[illegible] PLAT 1981 PROSPECT: [illegible]

MOD - 21%
MOR 10%

| Line | Record | Sent To Empress | | | | Received From Empress | | | | | |
|---|---|---|---|---|---|---|---|---|---|---|---|
| | | Tapes | LVL | Elev | Intsec | Brute | Final | Film N | Film N | Film R | Migrated |
| 91 MRA | 15/3 | 22/3 | 10/3 | 10/3 | 10/3 | 9/6 | 6/7 | | 5/8 | 5/8 | 30/8 |
| MRB | 18/3 | 22/3 | 22/3 | 10/3 | 10/3 | " | 6/7 | | 5/8 | 5/8 | 30/8 |
| MRC | 6/3 | 10/3 | 17/3 | 10/3 | 10/3 | " | 6/7 | | 5/8 | 5/8 | 30/8 |
| MRD | 20/3 | 2/4 | 9/3 | 10/3 | 10/3 | " | 6/7 | | 5/8 | 5/8 | 30/8 |
| MRE | 16/3 | 22/3 | 22/3 | 10/3 | 10/3 | " | 6/7 | | 5/8 | 5/8 | 30/8 |
| MRF | 12/3 | 17/3 | 10/3 | 10/3 | 10/3 | " | 6/7 | | 5/8 | 5/8 | 30/8 |
| MRG | 1/3 | 9/3 | 10/3 | 10/3 | 10/3 | " | 6/7 | | 5/8 | 5/8 | 30/8 |
| MRH | 17/3 | 17/3 | 17/3 | 10/3 | 10/3 | " | 6/7 | | 5/8 | 5/8 | 30/8 |

MUR-19[illegible] MOD E

| Line | Record | Sent To Empress | | | | Received From Empress | | | | | | |
|---|---|---|---|---|---|---|---|---|---|---|---|---|
| | | Tapes | LVL | Elev | Intsec | PAPER ~~Brute~~ | Final | [illegible] | Film N | Film R | [illegible] | [illegible] |
| [illegible] | 10/8 | 16/8 | 16/8 | 8/9 | 8/9 | 8/11 | | | | | | |
| [illegible] | 15/8 | 18/8 | 16/8 | " | " | 8/11 | | | | | | |
| MER | 11/8 | 16/8 | 16/8 | " | " | 8/11 | | | | | | |
| MEL | 12/8. | 16/8 | 18/8 | " | " | 8/11 | | | | | | |
| MEM | 13/8 | 18/8 | 18/8 | " | " | 8/11 | | | | | | |

WANCHULA

MJR 94?.

| Line | Record | Sent To Empress | | | | Received From Empress | | | | | | |
|---|---|---|---|---|---|---|---|---|---|---|---|---|
| | | Tapes | LVL | Elev | Intsec | Brute | Final | Film N | Film N | Film R | | |
| MCN | 22/6 | [illegible] | 28/6 | 13/10 | 7/7 | 8/11 | | | | | | ✓ |
| MCR | 10/7 | 5/7 | 19/7 | 15/7 | 15/7 | 14/10 | | | | | | ✓ |
| MCS | 13/7 | 19/7 | 2/7 | 15/7 | 19/7 | 14/10 | | | | | | ✓ |
| MCK | 1/7 | 7/7 | 19/7 | 24/7 | 7/7 | 28/10 | | | | | | ✓ |
| MCT | 12/7 | 15/7 | 21/7 | 15/7 | 19/7 | 14/10 | | | | | | ✓ |
| MCT | 26/6 | 30/6 | 4/8 | 26/7 | 7/7 | 14/10 | | | | | | ✓ |
| MCW | 3/6 | [illegible] | 15/7 | 13/10 | 7/7 | 8/11 | | | | | | ✓ |
| MCX | 18/7 | 21/7 | 11/8 | 28/7 | 9/8 | 14/10 | | | | | | |
| MCY | 16/6 | 23/6 | 11/6 | 28/6 | 4/8 | 14/10 | | | | | | |
| MCZ | 8/8 | 11/8 | 11/8 | 30/8 | 1/9 | 28/10 | | | | | | |
| MDA | 6/8 | 11/8 | 9/8 | 30/8 | 1/9 | 28/10 | | | | | | |
| MDB | 21/7 | 26/7 | 26/7 | 2/5 | 4/8 | 8/11 | | | | | | ✓ |
| MDC | 5/8 | 9/8 | 9/8 | 30/8 | 1/9 | 28/10 | | | | | | ✓ |
| MDD | 23/7 | 28/7 | 28/7 | 27/8 | 1/9 | 28/10 | | | | | | ✓ |
| MDE | 6/6 | [illegible] | [illegible] | 28/6 | 4/8 | 29/9 | | | | | | ✓ |
| MDF | 27/7 | 2/8 | 2/8 | 30/8 | 1/9 | 14/10 | | | | | | ✓ |
| MDG | 13/6 | 16/6 | 11/6 | 28/6 | 4/8 | 29/9 | | | | | | ✓ |
| MDH | 26/7 | 2/8 | 28/8 | 27/8 | 1/9 | 29/9 | | | | | | ✓ |
| MDJ | 22/6 | [illegible] | 28/6 | 13/10 | 7/7 | 28/10 | | | | | | ✓ |
| MDK | 24/7 | 28/7 | 21/7 | 28/7 | 9/8 | 14/10 | | | | | | ✓ |
| MDL | 17/7 | 21/7 | 21/7 | 26/7 | 9/8 | 14/10 | | | | | | ✓ |
| MDM | 11/7 | 15/7 | 15/7 | 15/7 | 4/8 | 14/10 | | | | | | ✓ |
| MDN | 2/8 | 4/8 | 11/8 | 1/9 | 1/9 | 8/11 | | | | | | ✓ |
| MDP | 14/7 | 19/7 | 2/8 | 15/7 | 19/7 | 14/10 | | | | | | ✓ |
| MDQ | 31/7 | 4/8 | 4/8 | 1/9 | 1/9 | 8/11 | | | | | | ✓ |
| MDR | 7/7 | 12/7 | 15/7 | 15/7 | 15/7 | 14/10 | | | | | | ✓ |
| MDS | 4/7 | 7/7 | 7/7 | 26/7 | 7/7 | 14/10 | | | | | | ✓ |
| MDT | 20/6 | [illegible] | 28/6 | 28/6 | 4/9 | 29/9 | | | | | | ✓ |

P = Fi
Fi
C

23/28

28 lines

30-DEC-82

DELHI PETROLEUM PTY LTD

# MURTA BLOCK STATUS REPORT

| AREA | LINE | OCT | NOV | DEC | JAN | FEB | MAR | APR |
|---|---|---|---|---|---|---|---|---|
| MURTA DIAMOND BOG PARTY 1 | 82-LQG | | Data | | | Proj | | |
| . | 82-LQH | | Data | | | Proj | | |
| . | 82-LQJ | | Data | | | Proj | | |
| . | 82-LQK | | Data | | | Proj | | |
| . | 82-LQL | | Data | | | Proj | | |
| . | 82-LQM | | Data | | | Proj | | |
| . | 82-LQN | | Data | Statics | | Proj | | |
| . | 82-LQP | | Data | Statics | | Proj | | |
| . | 82-LQQ | | Data | Statics | | Proj | | |
| . | 82-LQR | | Data | Statics | | Proj | | |
| . | 82-LQS | | Data | Statics | | Proj | | |
| . | 82-LQT | | Data | Statics | | Proj | | |
| . | 82-LQW | | Data | Statics | | Proj | | |
| | | OCT | NOV | DEC | JAN | FEB | MAR | APR |



DELHI PETROLEUM PTY. LTD.

MURTA BLOCK, PEL 5 & 6 S.A.

MONTHLY STATUS REPORT

JANUARY, 1983

Contents

Location/Index Maps
Status of Interpretation
Status of Processing
Processing Charts

Distribution (11)

Delhi (6) - J.T. Frazer
J.F. Allender
J.M. Durrant (2)
J.H. Allen
Library

South Australia Department of Mines and Energy
Santos
Vamgas
SAOGC
Hartogen

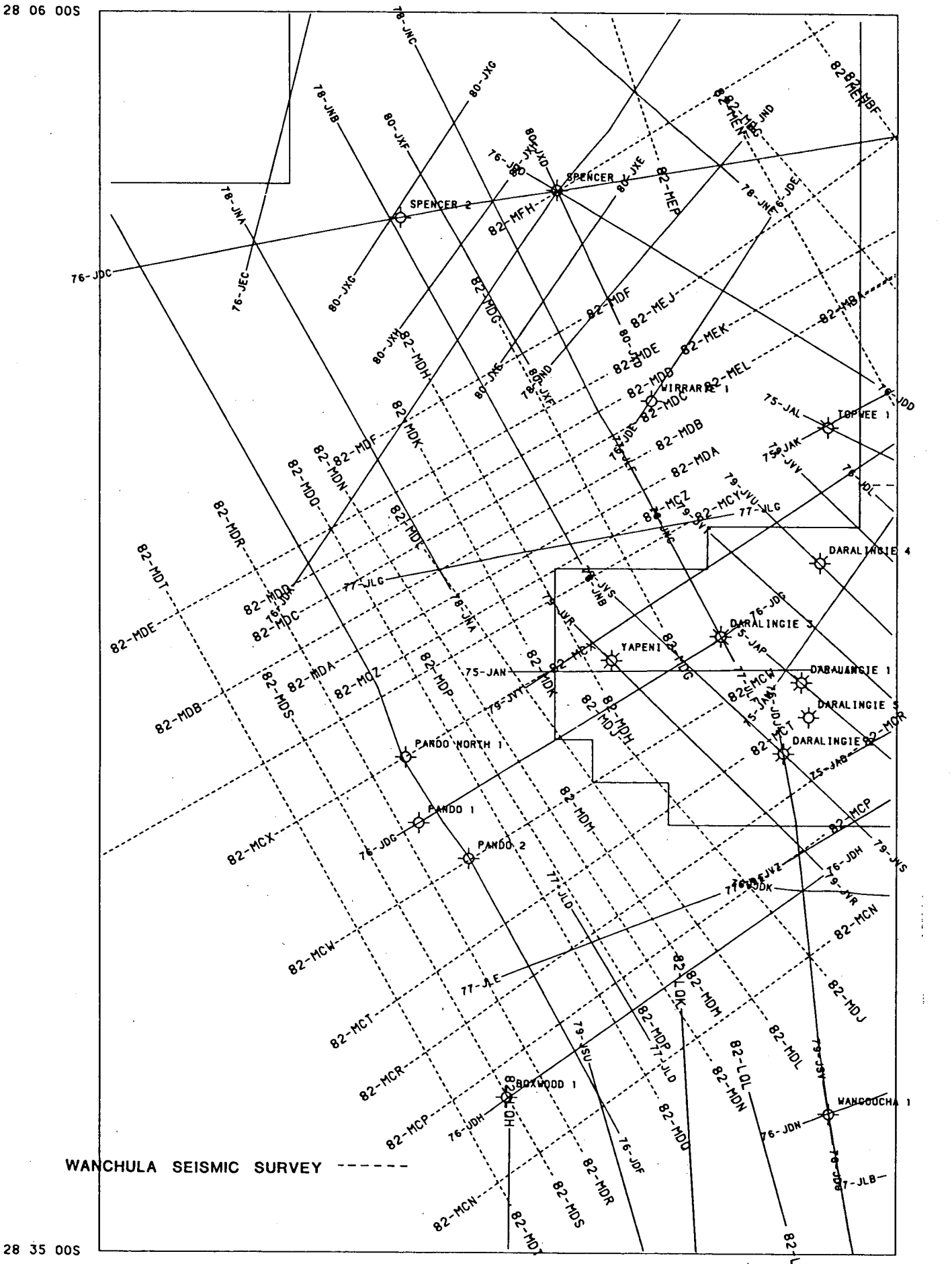
28 06 00S
28 35 00S
139 40 00E
140 01 00E
SPENCER 1
SPENCER 2
WIRRARIE 1
TOPWEE 1
DARALINGIE 1
DARALINGIE 2
DARALINGIE 3
DARALINGIE 4
YAPENI
PANDO NORTH 1
PANDO 1
PANDO 2
BOXWOOD 1
WANGOUCHA 1
82-MDA
82-MDB
82-MDC
82-MDD
82-MDE
82-MDF
82-MDG
82-MDH
82-MDJ
82-MDK
82-MDL
82-MDM
82-MDN
82-MDO
82-MDP
82-MDR
82-MDS
82-MDT
82-MDU
82-MCN
82-MCP
82-MCR
82-MCT
82-MCW
82-MCX
82-MCZ
82-MEJ
82-MEK
82-MEL
82-MEP
82-MFH
82-LQK
82-LQL
WANCHULA SEISMIC SURVEY ------

# MURTA BLOCK

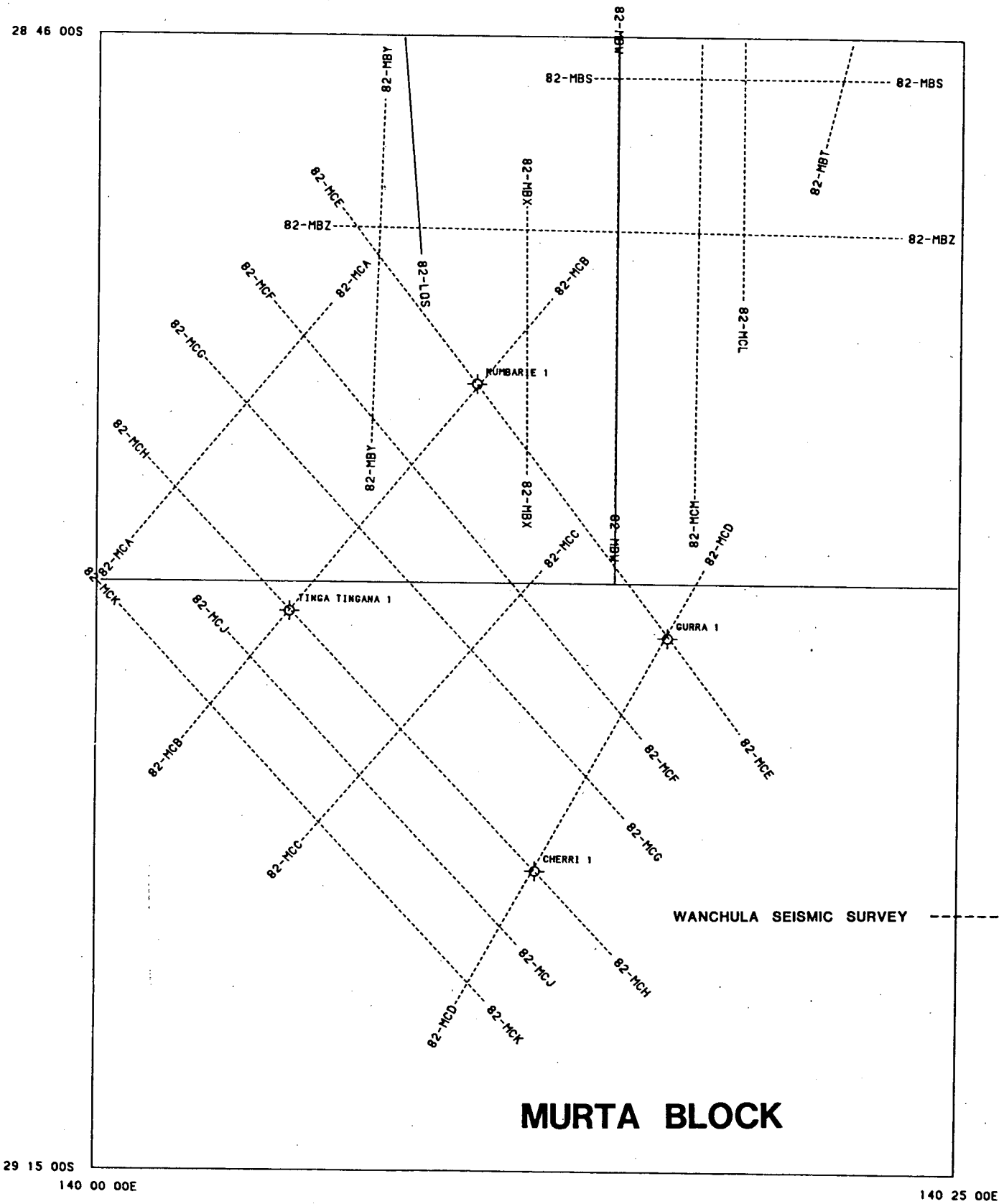
28 46 00S
82-MBS
82-MBS
82-MBY
82-MBX
82-MBT
82-MCE
82-MBZ
82-MBZ
82-MCF
82-MCA
82-LOS
82-MCB
82-MCG
82-MCL
MUMBARIE 1
82-MCH
82-MBY
82-MBX
82-MBH-28
82-MCM
82-MCA
82-MCC
82-MCD
82-MCK
TINGA TINGANA 1
82-MCJ
GURRA 1
82-MCB
82-MCF
82-MCE
82-MCG
82-MCC
CHERRI 1
WANCHULA SEISMIC SURVEY
82-MCJ
82-MCH
82-MCD
82-MCK
MURTA BLOCK
29 15 00S
140 00 00E
140 25 00E

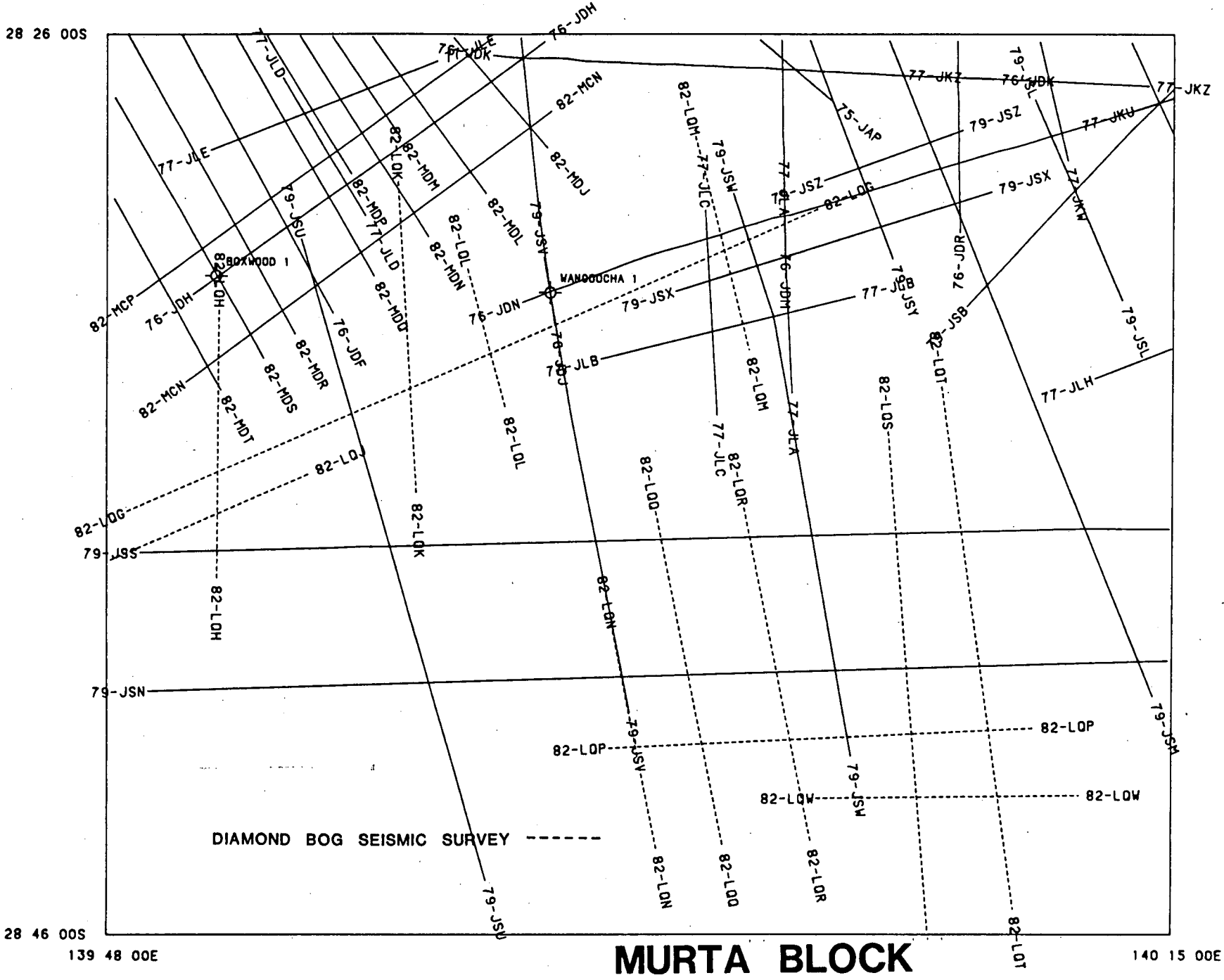
28 26 00S
28 46 00S
139 48 00E
140 15 00E
MURTA BLOCK
MURTA BLOCK
DIAMOND BOG SEISMIC SURVEY
BOXWOOD 1
WANOOOCHA 1
76-JDH
77-JLE
77-JLD
77-JKZ
76-JDK
79-JSZ
77-JKU
79-JSX
77-JKW
79-JSL
75-JAP
82-MCN
82-MDJ
82-MDL
82-MDM
82-MDP
82-MDN
82-MDQ
82-MDR
82-MDS
82-MDT
82-MCP
82-LOK
82-LOL
82-LOM
82-LOG
82-LOJ
82-LOH
82-LON
82-LOQ
82-LOR
82-LOS
82-LOT
82-LOP
82-LOW
79-JSU
79-JSV
79-JSW
79-JSY
79-JSB
79-JSM
76-JDN
76-JDF
76-JDM
76-JDR
77-JLB
77-JLC
77-JLA
77-JLH
79-JSS
79-JSN

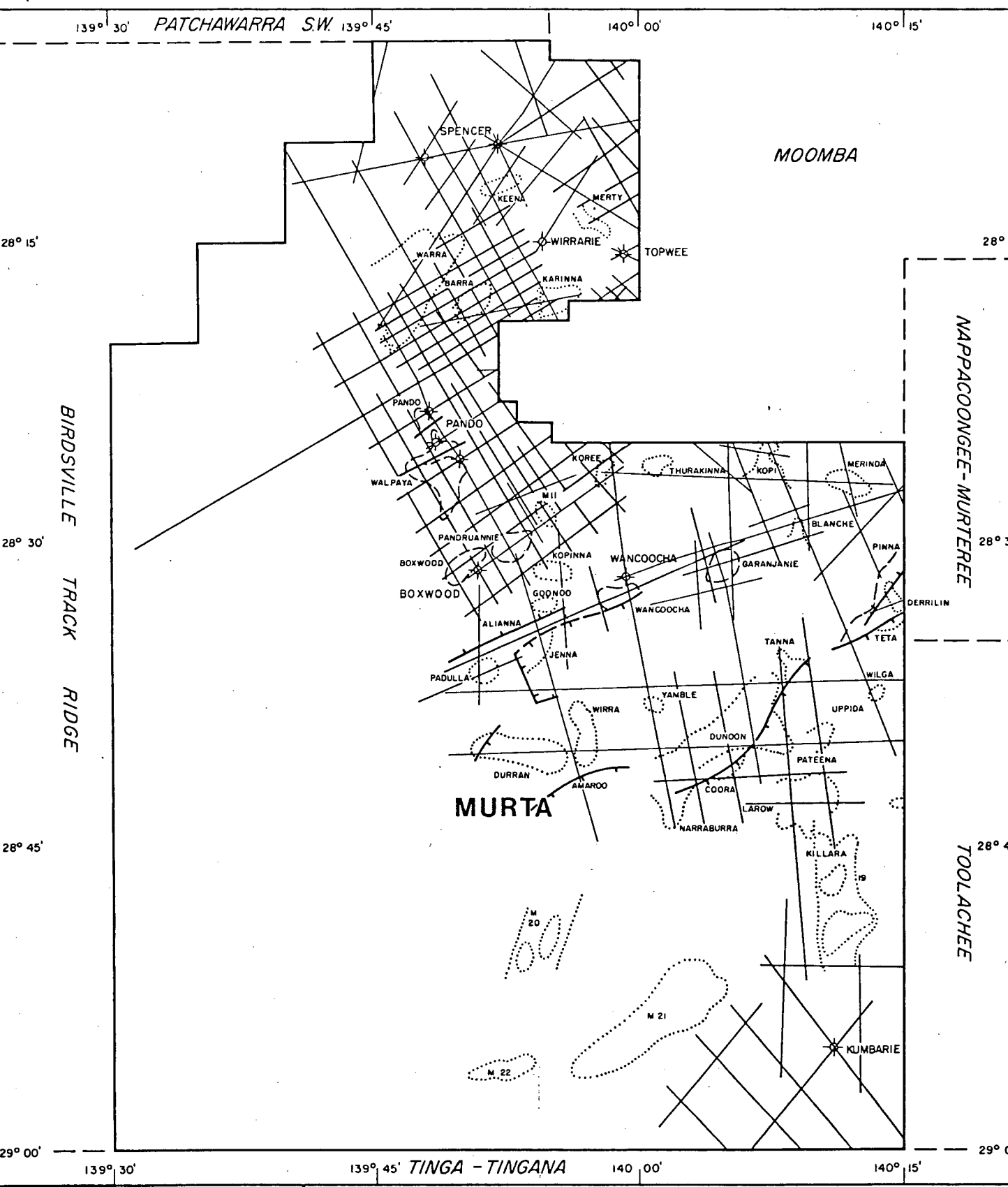


**DELHI PETROLEUM PTY LTD**

# MURTA BLOCK

## INDEX MAP

## LEADS & PROSPECTS

5 0 5 10 15 km.

Dwg No. 82XP-1264 DRAFTED. P.E. HERD
INTERP.
DATE. NOV 1982

SEISMIC COVERAGE
- 1973-1981
- 1982

LEGEND
- FIELD
- POSSIBLE FIELD
- PROSPECT
- LEAD

- WELL, SITE OR DRILLING
- DRY WELL
- OIL SHOW
- GAS SHOW
- OIL WELL
- GAS WELL

RQ-7

## SUMMARY

No interpretation was undertaken during January as data processing of the results of the 1982 Wanchula and Diamond Bog Surveys is still continuing.

## 1982 DIAMOND BOG-MUR SEISMIC SURVEY

Seismic data processing of the results of this survey is continuing.

## 1982 WANCHULA SEISMIC SURVEY

Data processing is continuing. Brute stacks have been received for the southern and most of the Daralingie lines.

## SUMMARY

Processing is continuing with experimentation on past stack scalars.

## 1982 DIAMOND BOG-MUR SEISMIC SURVEY

All statics have been completed. Final stacks were received on seven lines, 82-LQN then 82-LQW, during January. These are expected to be filmed and distributed by the end of March. The final six lines, 82-LQG through 82-LQM are expected to be final stacked by the end of February and hopefully also filmed and distributed by the end of March.

Some problems are being encountered finding a suitable scaler on the final stacks which avoids shadow zones between the high amplitude 'C' and 'P' reflectors. Investigations are continuing into this problem.

SYMBOLS USED

LINEN : Line name (YY-XXXX)
BLOCK : Block code
DPROC : Data at processor (DD/MM/YY)
SPROC : Statics at processor (DD/MM/YY)
BSTAK : Brute stack received (DD/MM/YY)
PSTAK : Preliminary stack (DD/MM/YY)
FSTAK : Final stack (DD/MM/YY)
FINAL : Final stack (DD/MM/YY)
FILMN : Film - Normal polarity (DD/MM/YY)
DISTN : Finals distributed (DD/MM/YY)

| LINEN | BLOCK | DPROC | SPROC | BSTAK | PSTAK | FSTAK | FINAL | FILMN | DISTN |
|---|---|---|---|---|---|---|---|---|---|
| 82-LQG | MUR | 25/10/82 | 20/12/82 | 01-02-83 | 15-02-83 | 31-02-83 | 31-02-83 | 15-03-83 | 31-03-83 |
| 82-LQH | MUR | 25/10/82 | 20/12/82 | 01-02-83 | 15-02-83 | 31-02-83 | 31-02-83 | 15-03-83 | 31-03-83 |
| 82-LQJ | MUR | 25/10/82 | 20/12/82 | 01-02-83 | 15-02-83 | 31-02-83 | 31-02-83 | 15-03-83 | 31-03-83 |
| 82-LQK | MUR | 25/10/82 | 20/12/82 | 01-02-83 | 15-02-83 | 31-02-83 | 31-02-83 | 15-03-83 | 31-03-83 |
| 82-LQL | MUR | 25/10/82 | 20/12/82 | 01-02-83 | 15-02-83 | 31-02-83 | 31-02-83 | 15-03-83 | 31-03-83 |
| 82-LQM | MUR | 25/10/82 | 20/12/82 | 01-02-83 | 15-02-83 | 31-02-83 | 31-02-83 | 15-03-83 | 31-03-83 |
| 82-LQN | MUR | 14/10/82 | 13/11/82 | 17/12/82 | 29/12/82 | 06/01/83 | 01-02-83 | 31-02-83 | 31-03-83 |
| 82-LQP | MUR | 14/10/82 | 14/11/82 | 13/12/82 | 13/12/82 | 04/01/83 | 01-02-83 | 31-02-83 | 31-03-83 |
| 82-LQQ | MUR | 08/10/82 | 14/11/82 | 29/12/82 | 29/12/82 | 06/01/83 | 01-02-83 | 31-02-83 | 31-03-83 |
| 82-LQR | MUR | 08/10/82 | 14/11/82 | 30/12/82 | 29/12/82 | 06/01/83 | 01-02-83 | 31-02-83 | 31-03-83 |
| 82-LQS | MUR | 08/10/82 | 14/11/82 | 17/12/82 | 21/01/83 | 21/01/83 | 01-02-83 | 31-02-83 | 31-03-83 |
| 82-LQT | MUR | 08/10/82 | 14/11/82 | 29/12/82 | 06/01/83 | 06/01/83 | 01-02-83 | 31-02-83 | 31-03-83 |
| 82-LQW | MUR | 14/10/82 | 14/11/82 | 30/12/82 | 29/12/82 | 06/01/83 | 01-02-83 | 31-02-83 | 31-03-83 |

7-FEB-83

DELHI PETROLEUM PTY LTD

# MURTA BLOCK STATUS REPORT

| AREA | LINE | OCT | NOV | DEC | JAN | FEB | MAR |
|---|---|---|---|---|---|---|---|
| MURTA DIAMOND BOG PARTY 1 | 82-LQG | Data | Statics | | | Brute / Pre-stk / Stack / Final | |
| • | 82-LQH | Data | Statics | | | Brute / Pre-stk / Stack / Final | |
| • | 82-LQJ | Data | Statics | | | Brute / Pre-stk / Stack / Final | |
| • | 82-LQK | Data | Statics | | | Brute / Pre-stk / Stack / Final | |
| • | 82-LQL | Data | Statics | | | Brute / Pre-stk / Stack / Final | |
| • | 82-LQM | Data | Statics | | | Brute / Pre-stk / Stack / Final | |
| • | 82-LQN | Data | Statics | Brute | Stack | Final | File |
| • | 82-LQP | Data | Statics | Brute | Stack | Final | File |
| • | 82-LQQ | Data | Statics | | Stack | Final | File |
| • | 82-LQR | Data | Statics | | Stack | Final | File |
| • | 82-LQS | Data | Statics | Brute | Pre-stk | Final | File |
| • | 82-LQT | Data | Statics | | Prestk | Final | File |
| • | 82-LQW | Data | Statics | | Stack | Final | File |
| | | OCT | NOV | DEC | JAN | FEB | MAR |

MURTA BLOCK, PEL 5 & 6 S.A.

MONTHLY STATUS REPORT

FEBRUARY, 1983

Contents

Location/Index Maps
Status of Interpretation
Status of Processing
Processing Charts

Distribution (11)

Delhi (6) - J.T. Frazer
J.F. Allender
J.M. Durrant (2)
J.H. Allen
Library

South Australia Department of Mines and Energy
Santos
Vamgas
SAOGC
Hartogen

139° 30' PATCHAWARRA S.W. 139° 45' 140° 00' 140° 15'

28° 15'

28° 30'

28° 45'

29° 00'

MOOMBA

NAPPACOONGEE-MURTEREE

BIRDSVILLE TRACK RIDGE

TOOLACHEE

SPENCER
KEENA
MERTY
WIRRARIE
TOPWEE
WARRA
BARRA
KARINNA
PANDO
PANDO
WAL PAYA
KOREE
THURAKINNA
KOPI
MERINDA
MII
BLANCHE
PANDRUANNIE
PINNA
BOXWOOD
KOPINNA
WANCOOCHA
GARANJANIE
BOXWOOD
GOONOO
WANCOOCHA
DERRILIN
ALIANNA
TETA
JENNA
TANNA
PADULLA
WILGA
YAMBLE
WIRRA
UPPIDA
DUNOON
PATEENA
DURRAN
AMAROO
COORA
MURTA
LAROW
NARRABURRA
KILLARA
19
M 20
M 21
M 22
KUMBARIE

139° 30' 139° 45' TINGA - TINGANA 140° 00' 140° 15'

**DELHI PETROLEUM PTY LTD**

# MURTA BLOCK

## INDEX MAP

## LEADS & PROSPECTS

5 0 5 10 15 km.

Dwg N° 82XP-1264 DRAFTED. P.E. HERD
INTERP.
DATE. NOV 1982

SEISMIC COVERAGE
- 1973-1981
- 1982

- WELL, SITE OR DRILLING
- DRY WELL
- OIL SHOW
- GAS SHOW
- OIL WELL
- GAS WELL

LEGEND
- FIELD
- POSSIBLE FIELD
- PROSPECT
- LEAD

File. RQ-7

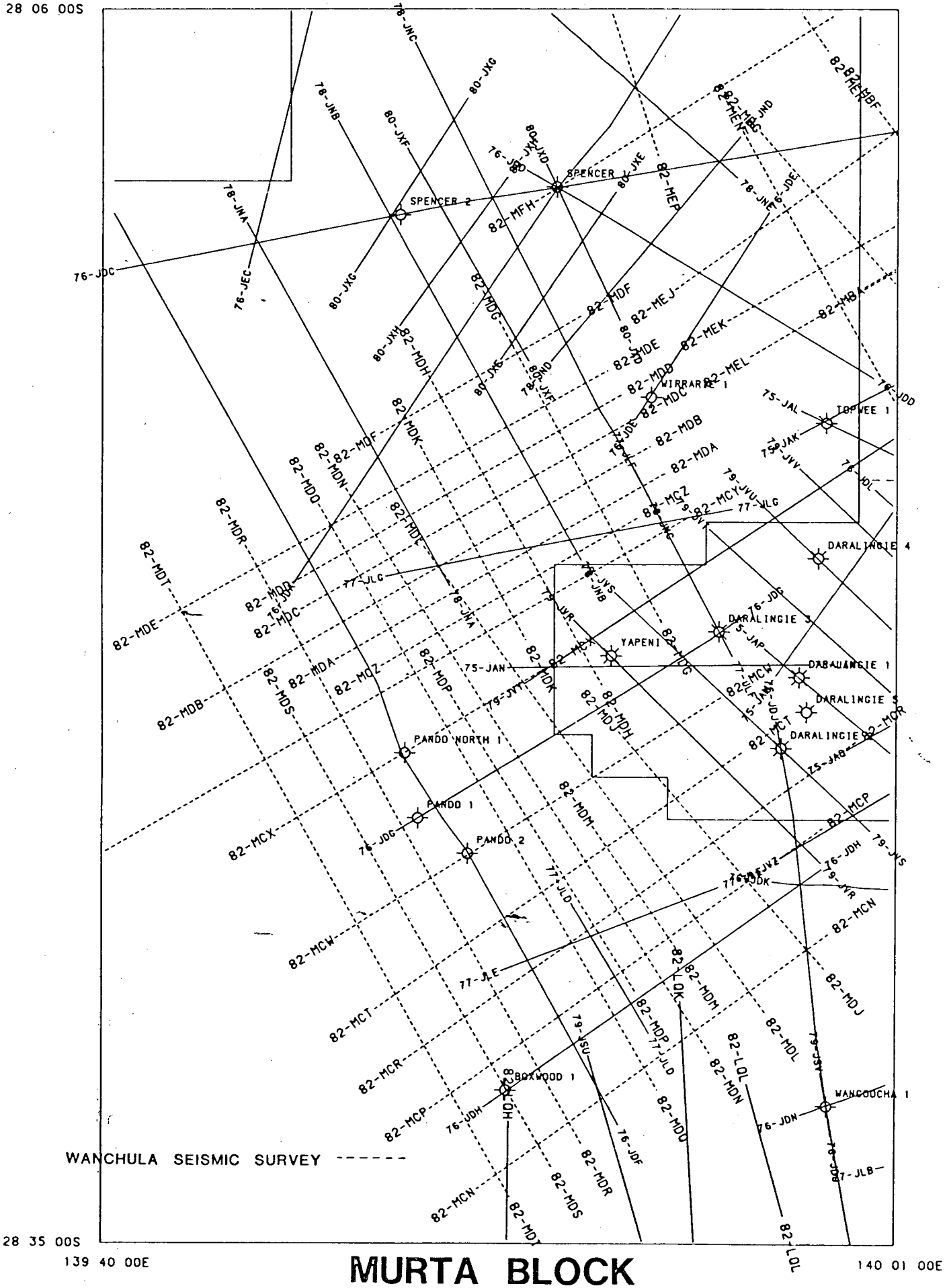
28 06 00S
28 35 00S
139 40 00E
140 01 00E
SPENCER 1
SPENCER 2
WIRRARIE 1
TOOWEE 1
DARALINGIE 1
DARALINGIE 2
DARALINGIE 3
DARALINGIE 4
DARALINGIE 5
YAPENI
PANDO NORTH 1
PANDO 1
PANDO 2
BOXWOOD 1
WANCOUCHA 1
WANCHULA SEISMIC SURVEY ------
MURTA BLOCK

MURTA BLOCK

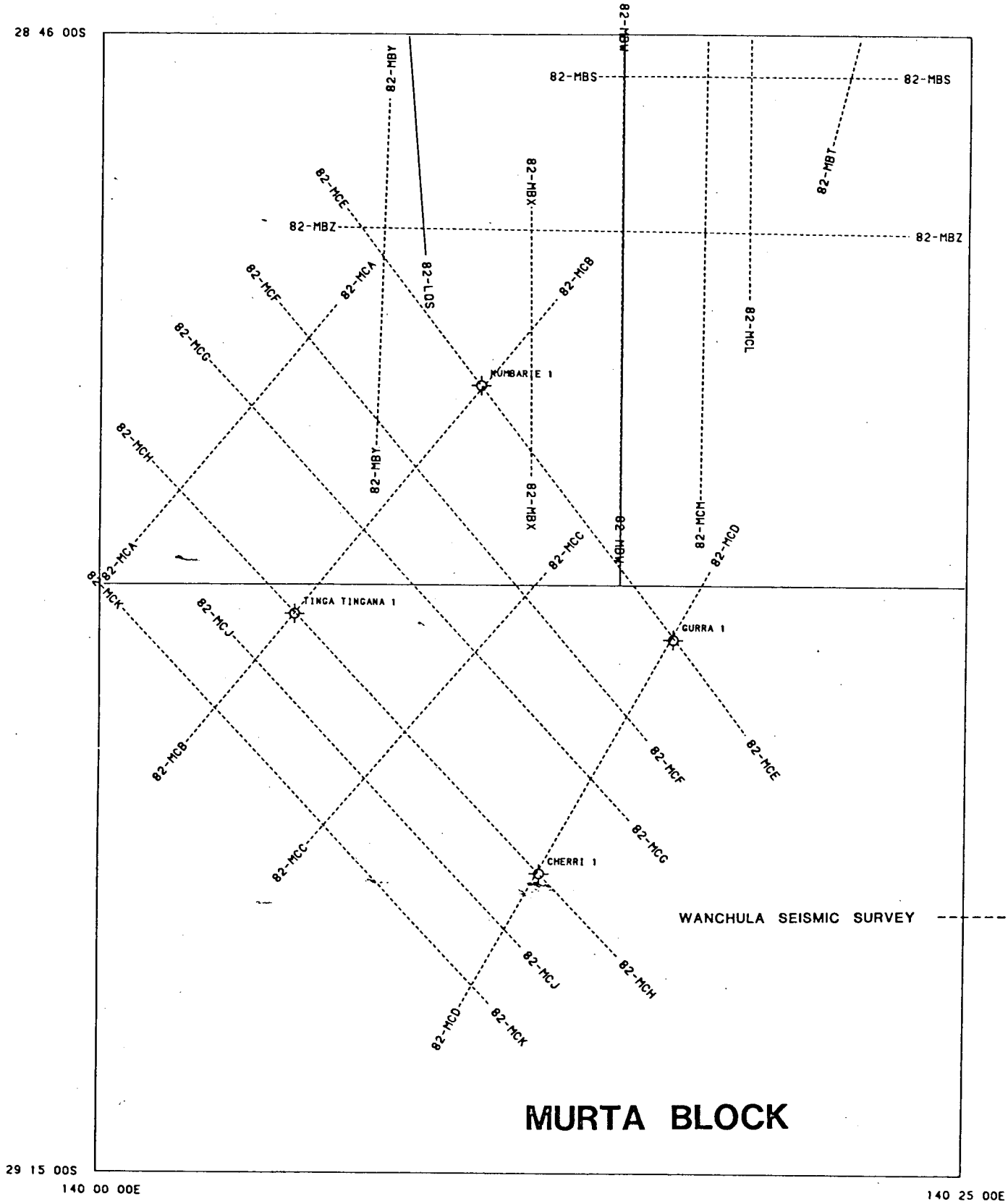
28 46 00S
82-MBW
82-MBY
82-MBS
82-MBS
82-MBT
82-MCE
82-MBX
82-MBZ
82-MBZ
82-MCF
82-MCA
82-SOL5
82-MCB
82-MCL
82-MCG
KUMBARIE 1
82-MCH
82-MBY
82-MBX
82-MCM
82-MCA
82-MBW
82-MCC
82-MCD
82-MCK
TINGA TINGANA 1
82-MCJ
GURRA 1
82-MCB
82-MCF
82-MCE
82-MCG
82-MCC
CHERRI 1
WANCHULA SEISMIC SURVEY
82-MCJ
82-MCH
82-MCD
82-MCK
MURTA BLOCK
29 15 00S
140 00 00E
140 25 00E

MURTA BLOCK

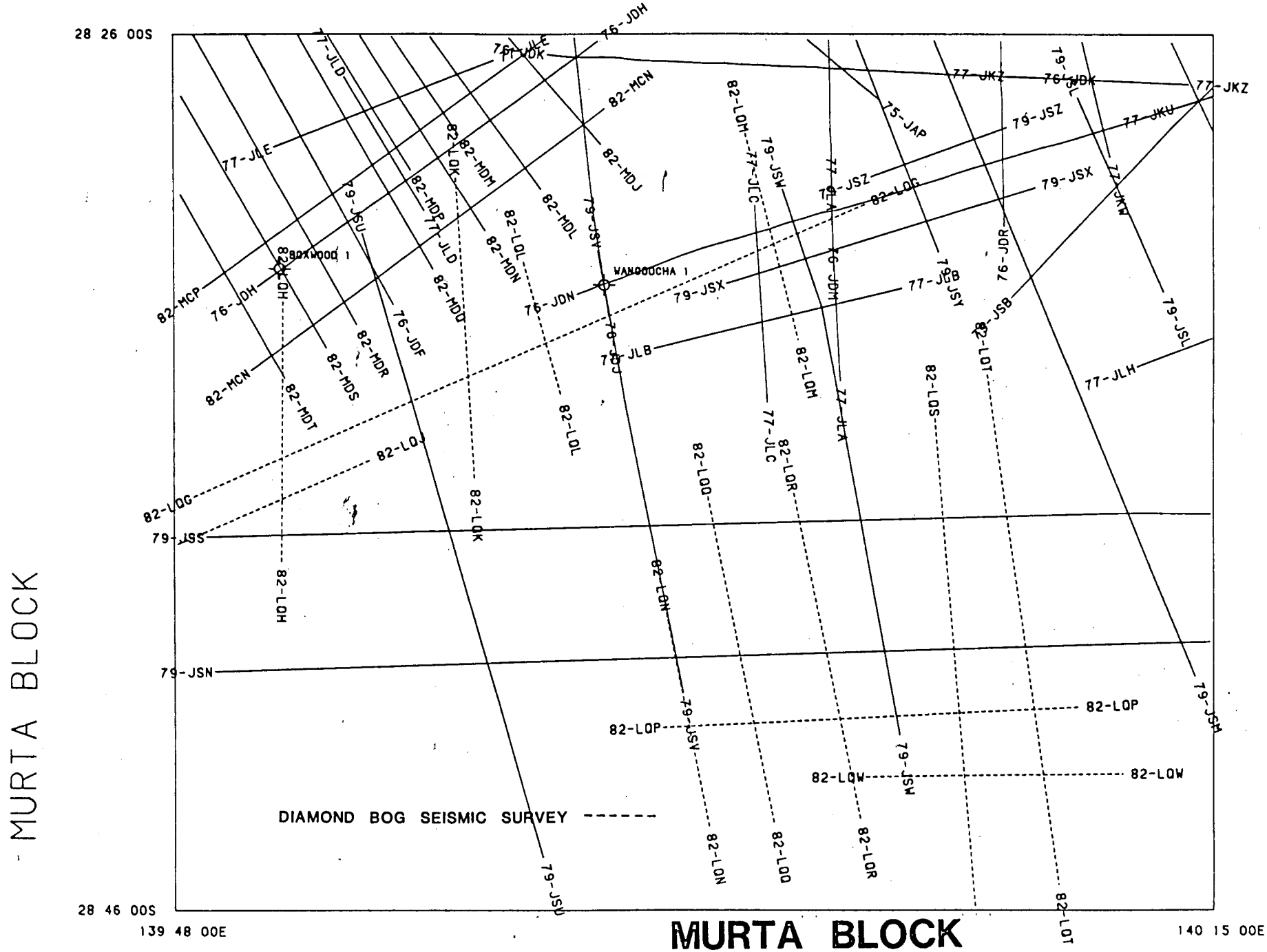
MURTA BLOCK
28 26 00S
28 46 00S
139 48 00E
140 15 00E
DIAMOND BOG SEISMIC SURVEY
BOXWOOD 1
WANGOOCHA 1
76-JDH
77-JLE
77-JLD
82-MCN
82-MDJ
82-MDM
82-MDP
82-MDL
82-MDN
82-MDQ
82-MDS
82-MDR
82-MDT
82-MCP
82-LOH
82-LOK
82-LOL
82-LOM
82-LON
82-LOQ
82-LOR
82-LOS
82-LOT
82-LOW
82-LOP
82-LOJ
82-LOG
79-JSU
79-JSV
79-JSW
79-JSX
79-JSZ
79-JSY
79-JSB
79-JSL
79-JSM
79-JSN
79-JSS
77-JLB
77-JLC
77-JLA
77-JLH
77-JKZ
77-JKU
77-JKW
76-JDN
76-JDF
76-JDM
76-JDR
75-JAP
MURTA BLOCK

## SUMMARY

No interpretation was undertaken during January as data processing of the results of the 1982 Wanchula and Diamond Bog Surveys is still continuing.

## 1982 DIAMOND BOG-MUR SEISMIC SURVEY

Seismic data processing of the results of this survey is continuing.

## 1982 WANCHULA SEISMIC SURVEY

Data processing is continuing. Final stacks have been received for the southern and most of the Daralingie lines.

## SUMMARY

Processing is continuing with experimentation on post stack scalars, which has produced a much improved Jurassic section.

## 1982 DIAMOND BOG-MUR SEISMIC SURVEY

All statics have been completed. Final stacks were received on seven lines, 82-LQN then 82-LQW, during January. These are expected to be filmed and distributed by the end of March. The final six lines, 82-LQG through 82-LQM are expected to be final stacked by the end of February and hopefully also filmed and distributed by the end of March.

Some problems are being encountered finding a suitable scaler on the final stacks which avoids shadow zones between the high amplitude 'C' and 'P' reflectors. Investigations have found a scalar to handle the problem and final stacks are currently being completed using the new technique.

## SYMBOLS USED

NLINE : Line name (YY-XXXX)
BCODE : Block code
CNTDA : Current Data? (Y/N)
DPROC : Data at processor (DD/MM/YY)
SPROC : Statics at processor (DD/MM/YY)
BSTAK : Brute stack received (30)(DD/MM/YY)
PSTAK : Preliminary stack (60)(DD/MM/YY)
STACK : Stack (80)(DD/MM/YY)
FINAL : Final stack (130)(DD/MM/YY)
NFILM : Film-normal polarity(140)(DD/MM/YY)
DISTD : Finals distributed (DD/MM/YY)

DD/MM/YY : Current Status
DD-MM-YY : Projected Status

DELHI PETROLEUM PTY LTD

Geophysical Processing Status
MURTA BLOCK



| NLINE | BCODE | CNTDA | DPROC | SPROC | BSTAK | PSTAK | STACK | FINAL | NFILM | DISTD |
|---|---|---|---|---|---|---|---|---|---|---|
| 82-LQG | MUR | Y | 25/10/82 | 20/12/82 | 25/01/83 | 15/02/83 | 28/02/83 | 15-03-83 | 20-03-83 | 31-03-83 |
| 82-LQH | MUR | Y | 25/10/82 | 20/12/82 | 15/02/83 | 15/02/83 | 28/02/83 | 15-03-83 | 20-03-83 | 31-03-83 |
| 82-LQJ | MUR | Y | 25/10/82 | 20/12/82 | 15/02/83 | 15/02/83 | 28/02/83 | 15-03-83 | 20-03-83 | 31-03-83 |
| 82-LQK | MUR | Y | 25/10/82 | 20/12/82 | 15/02/83 | 15/02/83 | 28/02/83 | 15-03-83 | 20-03-83 | 31-03-83 |
| 82-LQL | MUR | Y | 25/10/82 | 20/12/82 | 15/02/83 | 15/02/83 | 28/02/83 | 15-03-83 | 20-03-83 | 31-03-83 |
| 82-LQM | MUR | Y | 25/10/82 | 20/12/82 | 15/02/83 | 15/02/83 | 28/02/83 | 15-03-83 | 20-03-83 | 31-03-83 |
| 82-LQN | MUR | Y | 14/10/82 | 13/11/82 | 17/12/82 | 29/12/82 | 06/01/83 | 15-03-83 | 20-03-83 | 31-03-83 |
| 82-LQP | MUR | Y | 14/10/82 | 14/11/82 | 13/12/82 | 13/12/82 | 04/01/83 | 15-03-83 | 20-03-83 | 31-03-83 |
| 82-LQQ | MUR | Y | 08/10/82 | 14/11/82 | 29/12/82 | 29/12/82 | 06/01/83 | 15-03-83 | 20-03-83 | 31-03-83 |
| 82-LQR | MUR | Y | 08/10/82 | 14/11/82 | 30/12/82 | 29/12/82 | 06/01/83 | 15-03-83 | 20-03-83 | 31-03-83 |
| 82-LQS | MUR | Y | 08/10/82 | 14/11/82 | 17/12/82 | 21/01/83 | 21/01/83 | 15-03-83 | 20-03-83 | 31-03-83 |
| 82-LQT | MUR | Y | 08/10/82 | 14/11/82 | 29/12/82 | 06/01/83 | 06/01/83 | 15-03-83 | 20-03-83 | 31-03-83 |
| 82-LQW | MUR | Y | 14/10/82 | 14/11/82 | 30/12/82 | 29/12/82 | 06/01/83 | 15-03-83 | 20-03-83 | 31-03-83 |
| 82-MEP | MUR | Y | 01/09/82 | 21/09/82 | 18/11/82 | | | | | |
| 82-MEQ | MUR | Y | 23/08/82 | 21/09/82 | 19/11/82 | | | | | |
| 82-MER | MUR | Y | 23/08/82 | 21/09/82 | 06/12/82 | | | | | |
| 82-MFH | MUR | Y | 25/08/82 | 24/09/82 | 02/12/82 | | | | | |

DELHI PETROLEUM PTY LTD

# MURTA BLOCK STATUS REPORT

| AREA | LINE | AUG | SEP | OCT | NOV | DEC | JAN | FEB | MAR |
|---|---|---|---|---|---|---|---|---|---|
| MURTA DIAMOND BOG PARTY 1 | 82-LQG | | | | Data | Statics | Brute | Prelim | Stack / Film |
| • | 82-LQH | | | | Data | Statics | Brute | Stack / Film | |
| • | 82-LQJ | | | | Data | Statics | Brute | Stack / Film | |
| • | 82-LQK | | | | Data | Statics | Brute | Stack / Film | |
| • | 82-LQL | | | | Data | Statics | Brute | Stack / Film | |
| • | 82-LQM | | | | Data | Statics | Brute | Stack / Film | |
| • | 82-LQN | | | Data | Statics | Brute | Stack | | Film |
| • | 82-LQP | | | Data | Statics | Brute | Stack | | Film |
| • | 82-LQQ | | | Data | Statics | Stack | | | Film |
| • | 82-LQR | | | Data | Statics | Stack | | | Film |
| • | 82-LQS | | | Data | Statics | Brute | Prelim | | Film |
| • | 82-LQT | | | Data | Statics | Prelim | | | Film |
| • | 82-LQW | | | Data | Statics | Stack | | | Film |
| SNAKE HOLE WANCHULA | 82-MEP | | Data | Statics | Brute | | | | |
| • | 82-MEQ | | Data | Statics | Brute | | | | |
| • | 82-MER | | Data | Statics | Brute | | | | |
| • | 82-MFH | | Data | Statics | Brute | | | | |

| | | AUG | SEP | OCT | NOV | DEC | JAN | FEB | MAR |
|---|---|---|---|---|---|---|---|---|---|

5/

DELHI PETROLEUM PTY. LTD.

Incorporated in the State of South Australia

REC
20 APR 1983
DEPT. OF MINES
AND ENERGY
SECURITY
4886

MURTA BLOCK, PEL 5 & 6 S.A.

MONTHLY STATUS REPORT

MARCH, 1983

Contents

Location/Index Maps
Status of Interpretation
Status of Processing
Processing Charts

Distribution (12)

Delhi (7) - J.T. Frazer
M.P. Middleton
T.J. Mount
J.M. Durrant (2)
J.H. Allen
Library

South Australia Department of Mines and Energy
Santos
Vamgas
SAOGC
Hartogen

139° 30' PATCHAWARRA S.W. 139° 45' 140° 00' 140° 15'

28° 15' 28° 15'

28° 30' 28° 30'

28° 45' 28° 45'

29° 00' 29° 00'

139° 30' 139° 45' TINGA - TINGANA 140° 00' 140° 15'

BIRDSVILLE TRACK RIDGE

NAPPACOONGEE - MURTEREE

TOOLACHEE

MOOMBA

SPENCER
KEENA
MERTY
WIRRARIE
TOPWEE
WARRA
BARRA
KARINNA
PANDO
PANDO
WALPAYA
KOREE
THURAKINNA
KOPI
MERINDA
MII
BLANCHE
PANDRUANNIE
PINNA
BOXWOOD
KOPINNA
WANCOOCHA
GARANJANIE
BOXWOOD
GOONOO
WANCOOCHA
DERRILIN
ALIANNA
TANNA
TETA
JENNA
PADULLA
WILGA
YAMBLE
WIRRA
UPPIDA
DUNOON
PATEENA
DURRAN
AMAROO
COORA
LAROW
MURTA
NARRABURRA
KILLARA
19
M 20
M 21
M 22
KUMBARIE

# DELHI PETROLEUM PTY LTD

# MURTA BLOCK

## INDEX MAP

## LEADS & PROSPECTS

5 0 5 10 15 km.

Dwg No. 82XP-1264 DRAFTED. P.E. HERD
INTERP.
DATE. NOV 1982

SEISMIC COVERAGE
- 1973-1981
- 1982

- WELL, SITE OR DRILLING
- DRY WELL
- OIL SHOW
- GAS SHOW
- OIL WELL
- GAS WELL

LEGEND
- FIELD
- POSSIBLE FIELD
- PROSPECT
- LEAD

RQ-7

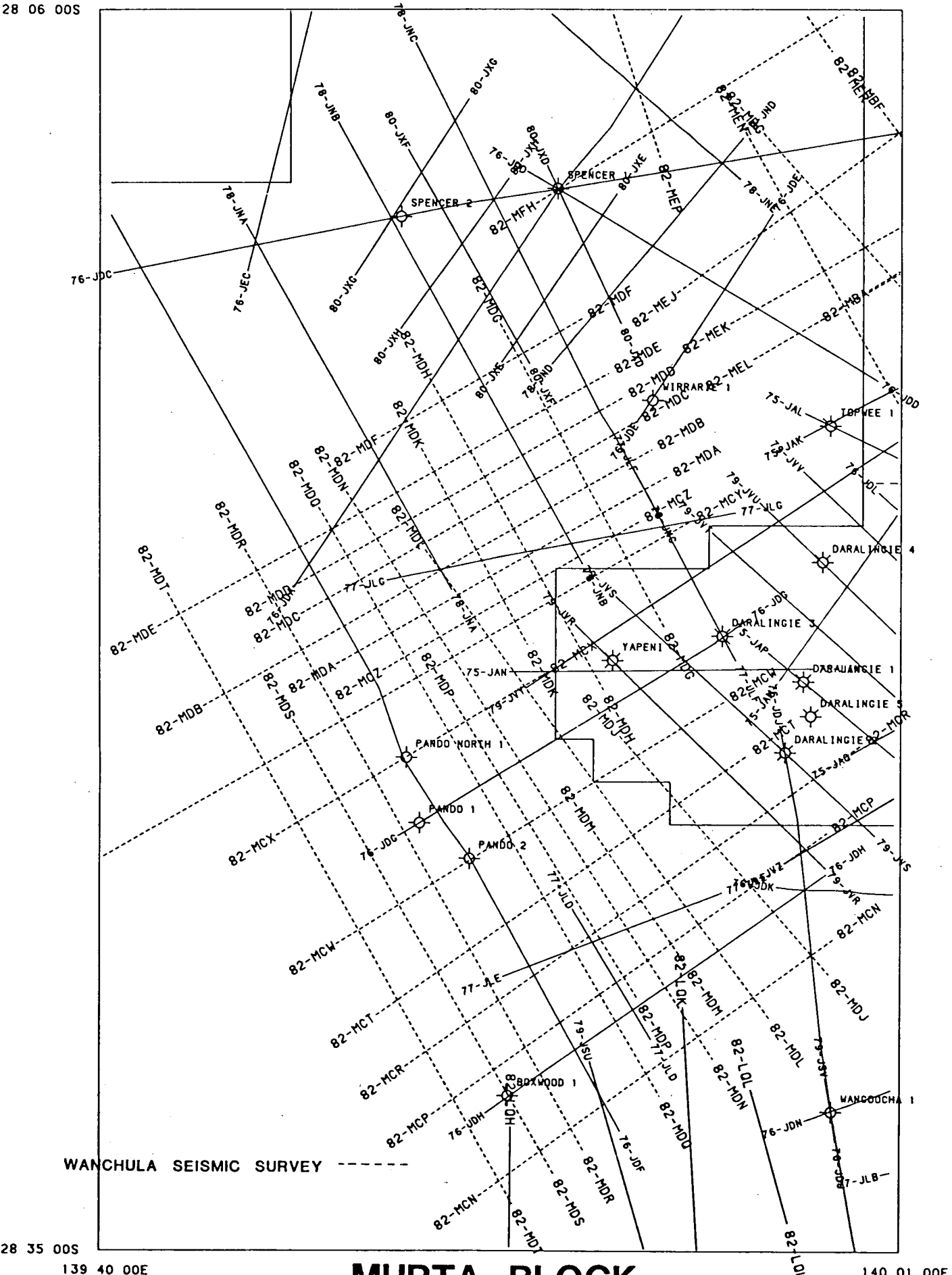
28 06 00S
28 35 00S
139 40 00E
140 01 00E
SPENCER 1
SPENCER 2
WIRRARIE 1
TOPWEE 1
DARALINGIE 4
DARALINGIE 3
DARALINGIE 5
DARALINGIE 2
YAPENI
DABAUANGIE 1
PANDO NORTH 1
PANDO 1
PANDO 2
BOXWOOD 1
WANGOUCHA 1
WANCHULA SEISMIC SURVEY ------
MURTA BLOCK

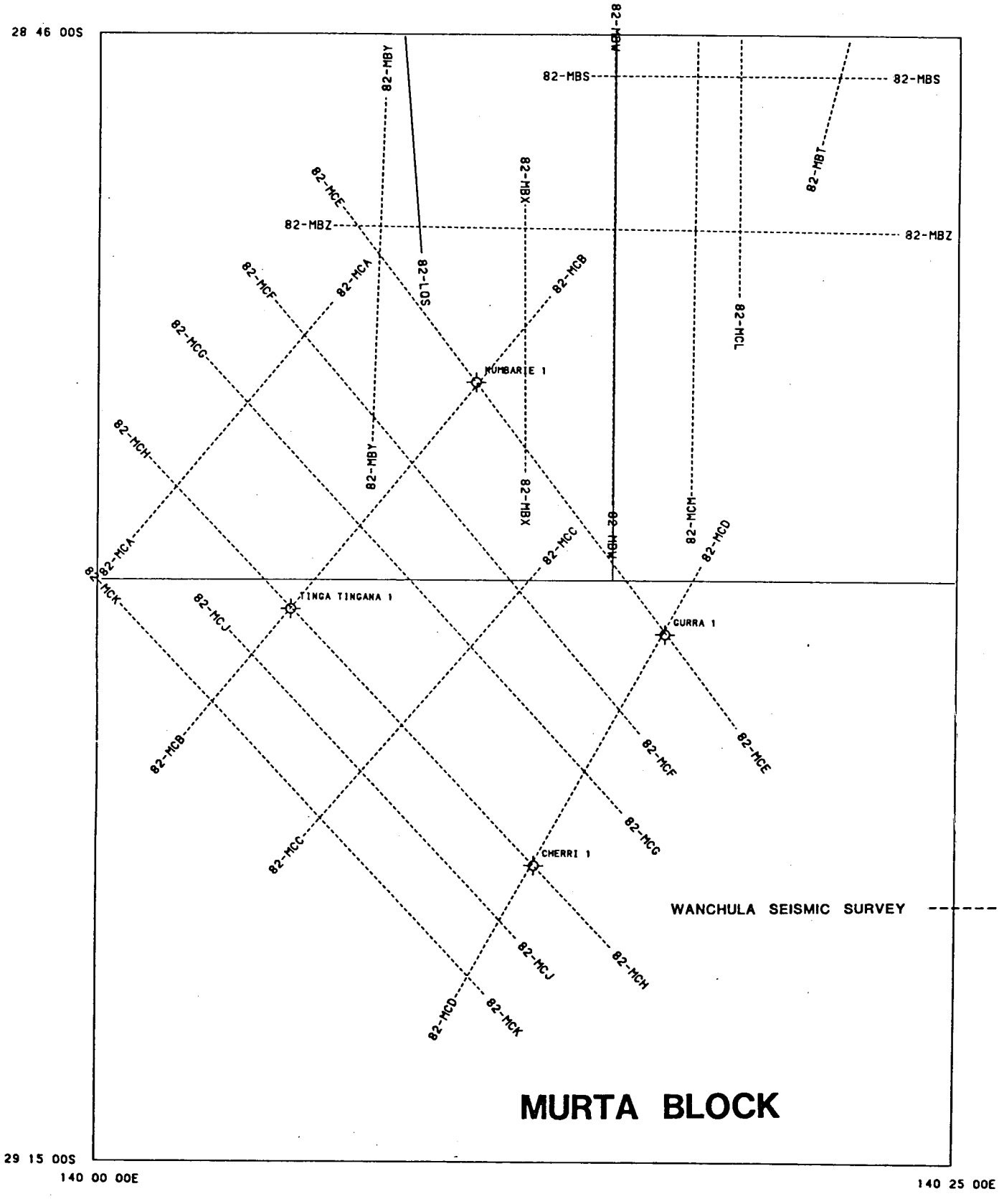
28 46 00S
82-MBS
82-MBS
82-MBY
82-MBW
82-MBT
82-MCE
82-MBX
82-MBZ
82-MBZ
82-MCF
82-MCA
82-SOLS
82-MCB
82-MCL
82-MCG
MUMBARIE 1
82-MCH
82-MBY
82-MBX
82-MCM
82-MBW
82-MCA
82-MCC
82-MCD
82-MCK
TINGA TINGANA 1
82-MCJ
CURRA 1
82-MCB
82-MCF
82-MCE
82-MCG
82-MCC
CHERRI 1
WANCHULA SEISMIC SURVEY
82-MCJ
82-MCH
82-MCD
82-MCK
MURTA BLOCK
29 15 00S
140 00 00E
140 25 00E

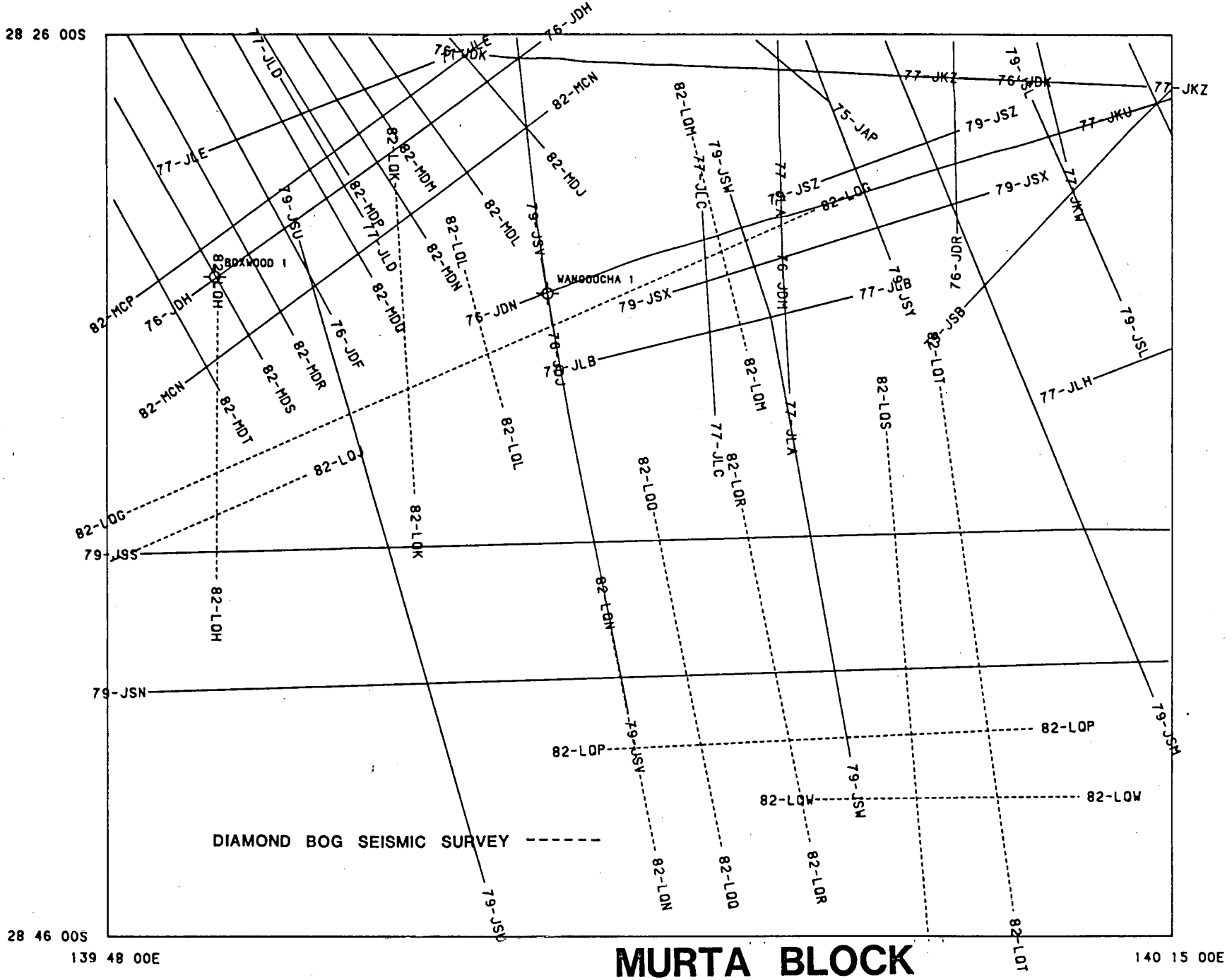

28 26 00S
28 46 00S
139 48 00E
140 15 00E
MURTA BLOCK
MURTA BLOCK
DIAMOND BOG SEISMIC SURVEY
BOXWOOD 1
WANGOOCHA 1
77-JLE
77-JLD
76-JDH
77-JDK
82-MCN
82-MDJ
82-MDL
82-MDM
82-MDP
82-MDN
82-MDQ
82-MDS
82-MDR
82-MDT
82-MCP
82-LOH
82-LOK
82-LOL
82-LOM
82-LON
82-LOQ
82-LOR
82-LOS
82-LOT
82-LOW
82-LOP
82-LOJ
82-LOG
79-JSU
79-JSV
79-JSW
79-JSX
79-JSY
79-JSZ
79-JSB
79-JSL
79-JSM
79-JSN
79-JSS
77-JKZ
77-JKU
77-JKW
77-JLH
77-JLB
77-JLC
77-JLA
76-JDN
76-JDM
76-JDR
75-JAP

## SUMMARY

Completion and distribution of final sections for Diamond Bog and Wanchula lines is nearing completion and a comprehensive interpretation of all data will commence shortly.

## SUMMARY

Processing is completed to final stack and is continuing with experimentation on post stack scalars, which has produced a much improved Jurassic section.

## 1982 DIAMOND BOG-MUR SEISMIC SURVEY

All final stacks have been completed. These are expected to be filmed and distributed by the end of April.

Some problems are being encountered finding a suitable scaler on the final stacks which avoids shadow zones between the high amplitude 'C' and 'P' reflectors. Investigations have found a scalar to handle the problem and final stacks are currently being completed using the new technique. The new software has only recently been received by the GSI Adelaide processing centre and is currently being tested here.

DELHI PETROLEUM PTY LTD

Geophysical Processing Status
MURTA BLOCK



## SYMBOLS USED

NLINE : Line name (YY-XXXX)
BCODE : Block code
CNTDA : Current Data? (Y/N)
DPROC : Data at processor (DD/MM/YY)
SPROC : Statics at processor (DD/MM/YY)
BSTAK : Brute stack received (30)(DD/MM/YY)
PSTAK : Preliminary stack (60)(DD/MM/YY)
STACK : Stack (80)(DD/MM/YY)
FINAL : Final stack (130)(DD/MM/YY)
NFILM : Film-normal polarity(140)(DD/MM/YY)
DISTD : Finals distributed (DD/MM/YY)

DD/MM/YY : Current Status
DD-MM-YY : Projected Status

| NLINE | BCODE | CNTDA | DPROC | SPROC | BSTAK | PSTAK | STACK | FINAL | NFILM | DISTD |
|---|---|---|---|---|---|---|---|---|---|---|
| 82-LQG | MUR | Y | 25/10/82 | 20/12/82 | 25/01/83 | 15/02/83 | 28/02/83 | 04/03/83 | 20-04-83 | 30-04-83 |
| 82-LQH | MUR | Y | 25/10/82 | 20/12/82 | 15/02/83 | 15/02/83 | 28/02/83 | 04/03/83 | 20-04-83 | 30-04-83 |
| 82-LQJ | MUR | Y | 25/10/82 | 20/12/82 | 15/02/83 | 15/02/83 | 28/02/83 | 04/03/83 | 20-04-83 | 30-04-83 |
| 82-LQK | MUR | Y | 25/10/82 | 20/12/82 | 15/02/83 | 15/02/83 | 28/02/83 | 04/03/83 | 20-04-83 | 30-04-83 |
| 82-LQL | MUR | Y | 25/10/82 | 20/12/82 | 15/02/83 | 15/02/83 | 28/02/83 | 04/03/83 | 20-04-83 | 30-04-83 |
| 82-LQM | MUR | Y | 25/10/82 | 20/12/82 | 15/02/83 | 15/02/83 | 28/02/83 | 04/03/83 | 20-04-83 | 30-04-83 |
| 82-LQN | MUR | Y | 14/10/82 | 13/11/82 | 17/12/82 | 29/12/82 | 06/01/83 | 15/03/83 | 20-04-83 | 30-04-83 |
| 82-LQP | MUR | Y | 14/10/82 | 14/11/82 | 13/12/82 | 13/12/82 | 04/01/83 | 28/03/83 | 20-04-83 | 30-04-83 |
| 82-LQQ | MUR | Y | 08/10/82 | 14/11/82 | 29/12/82 | 29/12/82 | 06/01/83 | 15/03/83 | 20-04-83 | 30-04-83 |
| 82-LQR | MUR | Y | 08/10/82 | 14/11/82 | 30/12/82 | 29/12/82 | 06/01/83 | 15/03/83 | 20-04-83 | 30-04-83 |
| 82-LQS | MUR | Y | 08/10/82 | 14/11/82 | 17/12/82 | 14/01/83 | 21/01/83 | 15/03/83 | 20-04-83 | 30-04-83 |
| 82-LQT | MUR | Y | 08/10/82 | 14/11/82 | 29/12/82 | 30/12/82 | 06/01/83 | 15/03/83 | 20-04-83 | 30-04-83 |
| 82-LQW | MUR | Y | 14/10/82 | 14/11/82 | 30/12/82 | 29/12/82 | 06/01/83 | 15/03/83 | 20-04-83 | 30-04-83 |
| 82-MEP | MUR | Y | 01/09/82 | 21/09/82 | 18/11/82 | | 08/03/83 | | | |
| 82-MEQ | MUR | Y | 23/08/82 | 21/09/82 | 19/11/82 | | 08/03/83 | | | |
| 82-MER | MUR | Y | 23/08/82 | 21/09/82 | 06/12/82 | | 08/03/83 | | | |
| 82-MFH | MUR | Y | 25/08/82 | 24/09/82 | 02/12/82 | | 08/03/83 | | | |

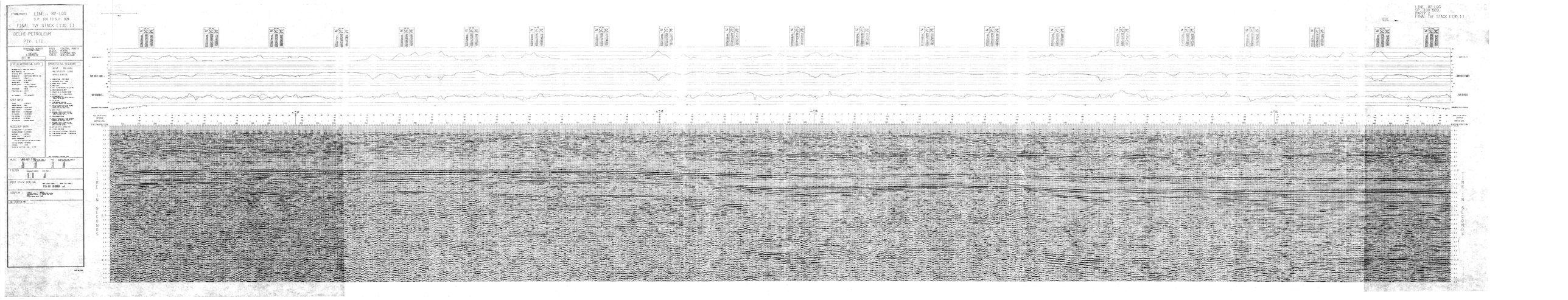
LINE 82-LOG
S.P. 100 TO S.P. 926
FINAL TVF STACK (130.1)
DELHI PETROLEUM
PTY. LTD.
LINE 82-LOG
S.P. 100 TO S.P. 926
FINAL TVF STACK (130.1)
TIME IN SECONDS

NORMAL POLARITY

# LINE : 82-LQH

S.P. 100 TO S.P. 394

## FINAL TVF STACK (130.1)

DELHI PETROLEUM

PTY. LTD.

GEOPHYSICAL SERVICE INTERNATIONAL
ADELAIDE
S.AUSTRALIA
O.C. BY

AREA : CENTRAL MURTA
BLOCK : MURTA
SURVEY : DIAMOND BOG
STATE : QUEENSLAND

### FIELD RECORDING DATA

RECORDED (I.E.P.): PHASE RATE POLARITY
DELHI PARTY NO. : 1
RECORDING DATE : SEPTEMBER 1982
RECORDED BY : GEOPHYSICAL SERVICES INT.
INSTRUMENTS : DFS-V/T-1
FIELD FILTERS : 4-97 HERTZ
SAMPLE RATE : 4 MSEC.
RECORD LENGTH : 16 SECS. / STACKED
: MSEC. / CORRELATED
TAPE FORMAT : SEG B
FIELD TAPE NOS. : 906 TO
: 909
NOS. CHANNELS : 1 / 1 (WITH GEO)

### SHOT DATA

SOURCE : VIBROSEIS
SWEEP: PLR VPS : DF50
SWEEP FREQUENCY : 10-64 HERTZ
SWEEP LENGTH : 16 SECONDS
SWEEP TAPER : 0.5 SECONDS
VP: INTERVAL : 1350 METRES
VSP SPACING : 12.5 METRES
VSP FIRST VP : 12 METRES
VP LOCATIONS : BETWEEN GROUPS

### RECEIVER DATA

GEOPHONE MAKE : I.C.ELOPERATE
ELEMENT SPACING : 4.0 METRES
GEOPHONE : SMC-OSI
SPREAD TYPE : GAP SPLIT
SPREAD DIMENSIONS :
(-990)-(-19.4)-(0)-(+19.4)-(+990) METRES
SYSTEM ENTERING : 25 METRES
CONVERGE : 1000'
RECORDING DIRECTION : NORTH TO SOUTH

### PROCESSING SEQUENCE

DATUM : SEA LEVEL
MULTIPLICITY : 1200%
UPHOLE STATICS

1. CORRELATION - ZERO PHASE
2. OVERNIGHT DELAY : NONE
3. SAMPLE RATE : 4 MSEC.
4. TRACE EDIT
5. TAV : ALPHA=0.005/SEC.-TZ=0.5 SEC.
6. PREDICTIVE DECONVOLUTION
7. CONVERSION TO MINIMUM PHASE
8. VELOCITY : VEL. = MSEC./FEET
9. CROSSFEATURE SPEC :
TRACE AMPLITUDES EQUALISED OVER FULL LENGTH OF RECORDED
10. CDP GATHER
11. TIME VARIANT SCALING
500 MSEC. SPACED : 100 DB INTERVAL
12. VELOCITY ANALYSIS (EVERY 2ND CDP) USING CORRELATION ITERATIVE
CONVERGENCE ON TRUE STACK
13. RESIDUAL STATIC CORRECTION
14. MINIMUM PHASE DECONVOLUTION
PREDICTIVE SPIKE DECONVOLUTION
SPACE VARIANT FILTER
15. PRELIMINARY STACK
16. VELOCITY ANALYSIS (EVERY 2ND CDP) USING CORRELATION ITERATIVE
CONVERGENCE ON TRUE STACK
17. RESIDUAL STATIC CORRECTION
18. MIG-FAC STATIC CORRECTIONS
19. 12 FOLD CDP STACK
20. TIME VARIANT FILTERING - SEE BELOW
21. TIME VARIANT SCALING - SEE BELOW
22. FILM DISPLAY

DATE PROCESSED: FEBRUARY 1983

MUTE : SPIKE LENGTH : 36 (MSEC.)
OUTSIDE CDP'S | TIME LIMITS (MSEC.)

| OUTSIDE CDP'S | TIME LIMITS (MSEC.) |
|---|---|
| 512 | 1500 |
| 1024 | 1500 |
| 1536 | 1400 |
| 2048 | 1400 |
| 2560 | 1400 |

| FOLD | MUTE LIMITS (MSEC.) |
|---|---|
| 1-6 | 1500 |
| 7-12 | 1400 |
| 13-18 | 1300 |
| 19-24 | 1200 |

FILTER : FREQUENCY (HERTZ) | TIME (MSEC.)

| FREQUENCY (HERTZ) | TIME (MSEC.) |
|---|---|
| 8 : 16 | 0 |
| 12 : 30 | 500 |
| 18 : 50 | 1000 |

POST STACK SCALING : GATE LENGTH (MSEC.) | SCALE TYPE (MSEC.)
3000 MSEC. RMS USE OVERLAP : 1/2

DISPLAY : POLARITY : NORMAL
HORIZONTAL SCALE : 6" PER 1000 MSEC.
VERTICAL SCALE : 6" PER 1 SEC.
FILM DISPLAY GAIN : 500

LINE LOCATION MAP

PLOT NO. 9696

1 MILE

N

LINE 82-LQH
SP 100-394
PARTY 2
FINAL TVF STACK (130.1)

CDP 760 | CDP 700 | CDP 900 | CDP 840 | CDP 780 | CDP 720 | CDP 660

ELEVATION CPO

SHOT RESIDUALS / CDP RESIDUALS

SUBSURFACE FOLD COVERAGE

PENULTIMATE STATIC
DEPTHPOINT
SHOTPOINT LOCAL

STATION POSITION

TIME IN SECONDS

NORMAL POLARITY

# LINE . 82-LQJ

S.P. 100 TO S.P. 368

## FINAL TVF STACK (130.1)

DELHI PETROLEUM

PTY. LTD.

GEOPHYSICAL SERVICE INTERNATIONAL
ADELAIDE
S. AUSTRALIA

AREA. CENTRAL MURTA
BLOCK. MURTA
SURVEY. DIAMOND ROC
STATE. QUEENSLAND

D.C. BY

### FIELD RECORDING DATA

RECORDED S.E.G. PHASE AND POLARITY
DELHI PARTY NO. - 1
RECORDING DATE - SEPTEMBER 1982
RECORDED BY - GEOPHYSICAL SERVICES INT.
INSTRUMENTS - DFS V/FT-II
FIELD FILTERS - 8-80 HERTZ
SAMPLE RATE - 4 MSEC.
RECORD LENGTH - 1.6 SECS. (STACK)...
- 4 SEC. ( CORRELATED)
TAPE FORMAT - SEG B
FIELD TAPE NOS - 640 TO
- 656
NO. CHANNELS - 60 ( 1 CONTROL)

### SHOT DATA

SOURCE - VIBROSEIS
SWEEPS PER V.P. - 3X10
SWEEP FREQUENCY - 10-99 HERTZ
SWEEP LENGTH - 12 SECONDS
SWEEP TAPER - 0.5 SECONDS
VP. INTERVAL - 150 METRES
VIB. SPACING - 12 METRES
VIB. PER V.P. - 2 METRES
SPLICATION - BETWEEN SWEEPS

### RECEIVER DATA

GEOPHONE MAKE - 12 ELEMENTS
ELEMENT SPACING - 4.0 METRES
GEOPHONE - GSC-20D
SPREAD TYPE - SWP SPLIT
SPREAD DIMENSIONS
1800.75-18.25-0-18.25-1800.75 METRES
STATION INTERVAL - 75 METRES
COVERAGE - 100%
RECORDING DIRECTION - WEST TO EAST

### PROCESSING SEQUENCE

DATUM - SEA LEVEL
MULTIPLICITY- 1200%
UPHOLE STATICS

1. CORRELATION - ZERO PHASE
2. INSTRUMENT DELAY - NONE
3. SAMPLE RATE - 4 MSEC.
4. TRACE EDIT
5. TAR - ALPHA=.4000/BETA=.75/N=3.5 SEC.
6. PREDICTION/ATTENUATION MAPS
7. CONVERSION TO MINIMUM PHASE
8. VELFILT - +16.-9 MSEC./TRACE
9. RESIDUAL STATICS
TRACES OF RECORDED FROM ALL TRACES OF RECORD
10. CDP GATHER
11. TVF( VERTICAL TRACE MIX) 2ND PASS - SERIES 1-2-3 OVERLAP
12. VELOCITY ANALYSIS (DEEP MYUNG SHALLOW MYUNG MULTIPLE) STACKS (ON THE MULTIPLE)
13. EDIT STACK
14. RESIDUAL STATIC CORRELATION (CORRECTS COMPOSITE TAR SPACE VARIANT GATES)
15. MULTIPASS STACK
16. VELOCITY ANALYSIS (DEEP MYUNG SHALLOW MYUNG) MULTIPLE ATTENUATOR CORRECTION FOR TRUE EFFECT
17. RESIDUAL STATIC CORRELATION (CORRECTS COMPOSITE TAR SPACE VARIANT GATES)
18. MIG AND STATIC CORRECTIONS
19. 12 FOLD CDP STACK
20. TIME VARIANT FILTERING - SEE BELOW
21. TIME VARIANT SCALING - SEE BELOW
22. FILM DISPLAY

DATE PROCESSED: FEBRUARY 1983

MUTE :

| APPLY LENGTH (MSEC.) OFFSET (M.) | START TIME (MSEC.) PRE MYU BETTERS | FOLD | REJECT VELOCITY (MSEC./SEC.) PRE MYU BETTERS |
|---|---|---|---|
| 510 | 900 | 5.00 | 900 |
| 1410 | 1400 | 8.00 | 1400 |
| 1800 | 1600 | 9.00 | 1500 |
| 2810 | 1800 | 10.00 | 1600 |
| 3600 | 2000 | 12.00 | 1700 |

FILTER

| FREQUENCY (HERTZ) | TIME (MSEC.) |
|---|---|
| 8 |
| 12 | 1800 |
| 60 | 1600 |
| 80 | 1400 |
| | 1200 |

POST STACK SCALING

DATE LENGTH (MSEC.) START TIME (MSEC.)
2X500 MSEC 1.0X OVERLAP 0
2X1000 MSEC 1.0X OVERLAP 1740

DISPLAY

POLARITY CHG. - NORMAL
VERTICAL SCALE - 1.5 SECS/10 INCHES
HORIZONTAL SCALE - 1 TRACE/0.50 INCH
FILM DISPLAY GRAIN - 300

LINE LOCATION MAP

PLOT NO. 5069

1 MILE

E

LINE 82-LQJ
SP 100-368
PARTY 2
FINAL TVF STACK (130.1)

CDP 70 | CDP 150 | CDP 250 | CDP 350 | CDP 440 | CDP 550 | CDP 670

ELEVATION (M)

CDP STATIC (MSEC.) SHOT STATIC (MSEC.)

CDP RESIDUALS SHOT RESIDUALS

SUBSURFACE FOLD COVERAGE

MEAN TWO-WAY STATIC DEPTHPOINT SHOTPOINT LOCN.

STATION POSITION

TIME IN SECONDS

LINE : 82-LQK
S.P. 100 TO S.P. 444
FINAL TVF STACK (130.1)

DELHI PETROLEUM
PTY. LTD.

GEOPHYSICAL SERVICE INTERNATIONAL
PERTH
S. AUSTRALIA
G.C. BY

AREA : CENTRAL MURIA
BLOCK : MURIA
SURVEY : DIAMOND BOG
STATE : QUEENSLAND

## FIELD RECORDING DATA

RECORDED S.E.G.D. FORMAT DEMULTIPLEXED
DELHI PARTY NO. : 1
RECORDING DATE : SEPTEMBER 1982
RECORDED BY : GEOPHYSICAL SERVICES INC.
INSTRUMENTS : DFS IV-I
FIELD FILTERS : 8-100 HERTZ
SAMPLE RATE : 4 MSEC.
RECORD LENGTH : 1.5 SECS. (DATA 1)
4 SECS. (CORRELATED)
TAPE FORMAT : SEG-D
FIELD TAPE NOS. : 4SC 79
4SC
NO. CHANNELS : 120 (UNIVERSES)

### SHOT DATA

SOURCE : HYDROSEIS
SWEEP FREQ'S : 28-52
SWEEP PROGRESS : 12 HZ/SEC.
SWEEP LENGTH : 12 SECONDS
SWEEP TAPER : 0.5 SECONDS
VP INTERVAL : 120 METRES
VIB SPACING : 10 METRES
VIB PER VP : 2 METRES
VP LOCATION : INTERVAL GROUPS

### RECEIVER DATA

GEOPHONE BUNDLE : 12 ELEMENTS
ELEMENT SPACING : 4.0 METRES
GEOPHONE : 10HZ (DSI)
SHUNTING TYPE : SWP SPLIT
OFFSETS (NEAREST MID-POINT) :
1ST VP: 75, 2ND VP: 135, 3RD VP: 1485, 4TH VP: 1545 METRES
VERTICAL INTERVAL : 75 METRES
LOCATION : LATER
HORIZONTAL DIRECTION : 144° TO SSE

## PROCESSING SEQUENCE

DATUM : SEA LEVEL
MULTIPLICITY : 1200%
UPHOLE STATICS

1. CONVOLUTION : ZERO PHASE
2. AMPLITUDE DECAY : NONE
3. SAMPLE RATE : 4 MSEC.
4. TRACE EDIT :
5. TVF : FLUID MOMENT : 12.0 SEC.
6. PHASE MATCH FILTER :
7. DIMENSIONAL TO REMOVE PHASE
8. VELOCITY : 1.45 - 4 MSEC./TRACE
9. DECONVOLUTION :
OPERATOR LENGTH :
OPERATOR DESIGNED FROM NAL
10. CDP GATHER
11. VELOCITY ANALYSIS :
12. RESIDUAL MOVEOUT CORRECTION :
13. TRACE STACK
14. MUTE : (SEE DIAGRAM)
15. AMPLITUDE SCALE
16. VELOCITY ANALYSIS AND SECOND RESIDUAL MOVEOUT CORRECTION
17. MUTE : (SEE DIAGRAM)
18. MIG MAD STATIC CORRECTIONS
19. 50 FOLD CDP STACK
20. TIME INVARIANT FILTERING - SEE BELOW
21. TIME VARYING SCALING - SEE BELOW
22. DISPLAY

DATE PROCESSED: FEBRUARY 1983

MUTE : (MSEC./TRACE) (MSEC./TRACE) FOLD (MSEC./TRACE)

| | | | | | |
|---|---|---|---|---|---|
| 1ST | 2ND | 1ST | 2ND | | |
| 100 | 100 | 100 | 100 | | |
| 200 | 200 | 200 | 200 | | |

FILTER : FREQUENCY - HERTZ (TIME - MSEC.)

| | | | | | |
|---|---|---|---|---|---|
| 8 | 12 | 64 | 80 | | |
| 1000 | 1000 | 8 | 6 | | |

POST STACK SCALING : (MSEC./TRACE) (MSEC./TRACE)

TOTAL TIME FOR DISPLAY = 4"

DISPLAY : (SCALE) (MSEC.)
VERTICAL SCALE - 1"=1000 MSEC.
HORIZONTAL SCALE - 1"=10
TRACE DISPLAY WIDTH - 1/2"

LINE LOCATION MAP

POST NO. 3044

LINE : 82-LQK
SP. 100-444
PARTY 2
FINAL TVF STACK (130.1)

SSE

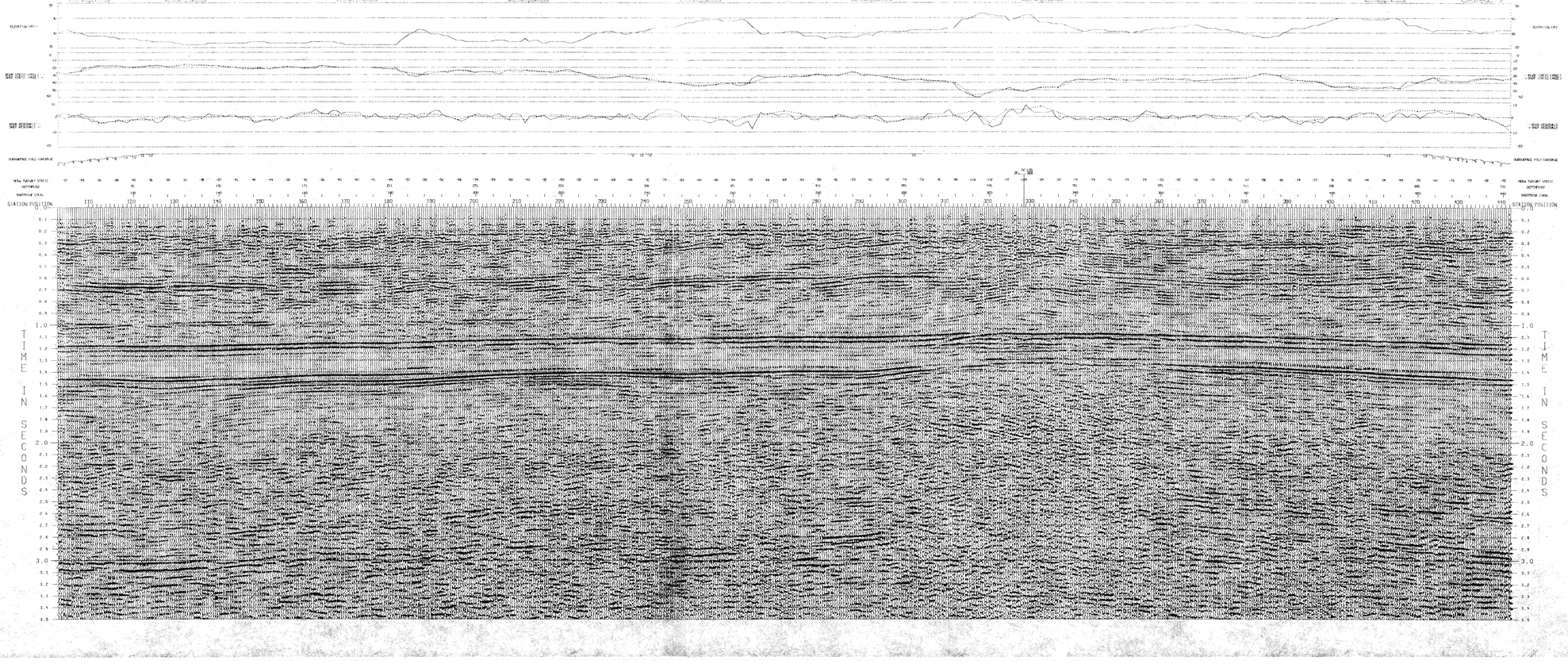

NORMAL POLARITY

# LINE : 82-LQL
S.P. 100 TO S.P. 260

## FINAL TVF STACK (130.1)

DELHI PETROLEUM

PTY. LTD.

GEOPHYSICAL SERVICE INTERNATIONAL
ADELAIDE
S.AUSTRALIA

Q.C. BY

AREA : CENTRAL MURTA
BLOCK: MURTA
SURVEY: DIAMOND BOG
STATE: QUEENSLAND

### FIELD RECORDING DATA

RECORDED S.E.G. PHASE AND POLARITY
DELHI PARTY NO. - 1
RECORDING DATE - SEPTEMBER 1987
RECORDED BY - GEOPHYSICAL SERVICES INT.
INSTRUMENTS - DFS/VIT 1
FIELD FILTERS - 8-120 HERTZ
SAMPLE RATE - 4 MSEC.
RECORD LENGTH - 16 SECS. (SYNCO)
- 4SEC. (CORRELATED)
TAPE FORMAT - SEG B
FIELD TAPE NOS - 489 TO
- 491
NO. CHANNELS - 127 (96 FOLDED)

### SHOT DATA :

SOURCE - VIBROSEIS
SWEEPS PER VP. - SIX
SWEEP FREQUENCY - 10-84 HERTZ
SWEEP LENGTH - 12 SECONDS
SWEEP TAPER - 0.5 SECONDS
VP. INTERVAL - 150 METRES
VIB SPACING - 12 METRES
VIB PER VP - 2 METRES
SPLIT/LOCATION - BETWEEN GROUPS

### RECEIVER DATA

GEOPHONE ARRAY - 12 ELEMENTS
ELEMENT SPACING - 4.0 METRES
GEOPHONE - SERCEL SM-4
SPREAD TYPE - CMP SPLIT
SPREAD DIMENSIONS -
1988.75-138.25-0-181.25-1888.75 METRES
STATION INTERVAL - 75 METRES
COVERAGE - 1200%
RECORDING DIRECTION - MAX TO SSE

### PROCESSING SEQUENCE

DATUM - SEA LEVEL
MULTIPLICITY - 1200%
UPHOLE STATICS

1. CORRELATION - ZERO PHASE
2. DATA/PILOT DELAY - NONE
3. SAMPLE RATE - 4 MSEC.
4. TAPER - 10%
5. TAR - ALPHA MEAN-SEC.-TIS-X.S SEC.
6. PRESTACK/MULTICHANNEL KMP
7. CONVERSION TO MINIMUM PHASE
8. WAVELET - 4-16-?-? MSEC./TRACE
9. DESIGNATURE (?/?)
(SHOT ANGLES TO COMPILED FROM ALL TONES OF RECORD)
10. CDP GATHER
11. TIME VARIANT SCALING
SHOT MSEC. GAINS - 10% OVERLAP
12. MUTE (?), AMPLITUDE (MEAN VELOCITY VS. CDP SPACING AND DEPTH CORRECTION FOR TRUE TIMES)
13. BRUTE STACK
14. RESIDUAL STATIC COMPUTATION
(COVERAGE CONSISTENT, TIME AND SPACE VARIANT GATES)
15. PRELIMINARY STACK
16. VELOCITY ANALYSIS (+1/2CDP VELOCITY (CONSTANT VELOCITY), AND PATCH CORRECTION FOR TRUE TIMES)
17. RESIDUAL STATIC COMPUTATION
(COVERAGE CONSISTENT, TIME AND SPACE VARIANT GATES)
18. KMO AND STATIC CORRECTIONS
19. 12 FOLD CDP STACK
20. TIME VARIANT FILTERING - SEE BELOW
21. TIME VARIANT SCALING - SEE BELOW
22. HIGH DISPLAY

DATE PROCESSED: FEBRUARY 1988

### MUTE :

| GATE LENGTH (MSEC.) OFFSET (M.) | START TIME (MSEC.) (PRE MOD STATICS) | FOLD | AVERAGE END TIME (MSEC.) (POST TOS-SIM LOS.) |
|---|---|---|---|
| 415 | 0 | 5.0 | 900 |
| 765 | 600 | 7.0 | 1200 |
| 1065 | 800 | 9.0 | 1400 |
| 1315 | 1000 | 11.0 | 1600 |
| 1590 | 1400 | 12.0 | 1700 |

### FILTER :

| FREQUENCY (HERTZ) | TIME (MSEC.) |
|---|---|
| 20 : 25 | 0 |
| 40 : 50 | 850 |
| 100 : 120 | 1850 |
| 150 : 180 | 4000 |

### POST STACK SCALING :

GATE LENGTH (MSEC) START TIME (MSEC.)
2400 MSEC 10% OVERLAP 0
BELOW MSEC 10% OVERLAP 1740

### DISPLAY :

POLARITY : NORMAL
VERTICAL SCALE : 1" (INCH) PER SECOND
HORIZONTAL SCALE : 1 TRACES PER INCH
FILL
FILM DISPLAY GAIN: 1006

LINE LOCATION MAP

PLOT NO. 5065

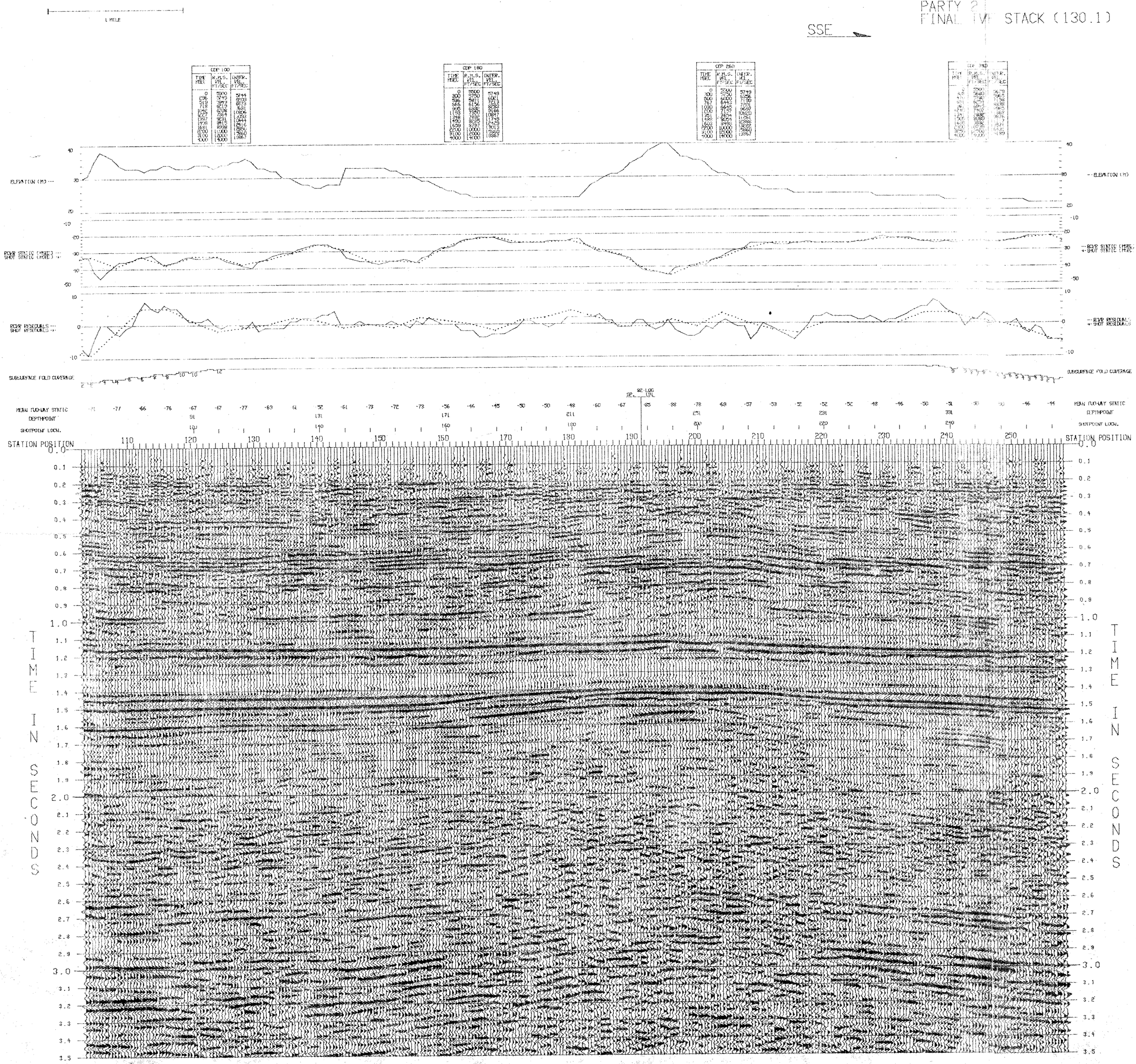

NORMAL POLARITY

# LINE : 82-LQM

S.P. 100 TO S.P. 336

## FINAL TVF STACK (130.1)

DELHI PETROLEUM

PTY LTD.

GEOPHYSICAL SERVICE INTERNATIONAL
ADELAIDE
S.AUSTRALIA

AREA : CENTRAL MURTA
BLOCK : MURTA
SURVEY : DIAMOND BOG
STATE : QUEENSLAND

D.C. BY

### FIELD RECORDING DATA

RECORDED S.E.G., PHASE AND POLARITY
DELHI PARTY NO. - 1
RECORDING DATE - SEPTEMBER 1982
RECORDED BY - GEOPHYSICAL SERVICES INT.
INSTRUMENTS - DFS/V/FT -
FIELD FILTERS - 8-80 HERTZ
SAMPLE RATE - 4 MSEC.
RECORD LENGTH - 4.6 SECS. (STACK)
- 9 SEC. (CORRELATED)
TAPE FORMAT - SEG B
FIELD TAPE NUS - 662 TO
- 664
NO. CHANNELS - 167 (96 TRACES)

SHOT DATA

SOURCE - VIBROKETS
SWEEPS PER VP. - 20.0
SWEEP FREQUENCY - 10-84 HERTZ
SWEEP LENGTH - 12 SECONDS
SWEEP TAPER - 0.5 SECONDS
VP. INTERVAL - 150 METRES
VIB SPACING - 12 METRES
VIB HOLE UP - 2 METRES
SP LOCATION - BETWEEN GROUPS

RECEIVER DATA

GEOPHONE NAMP - 12 ELEMENTS
ELEMENT SPACING - 9.0 METRES
GEOPHONE - GSC-20D
SPREAD TYPE - GAP SPLIT
SPREAD DIMENSIONS -
-2850,-75-12L,25-0-13L,25-1889.75 METRES
STATION INTERVAL - 75 METRES
CONTINUE - 12CH
RECORDING DIRECTION - NNW TO SSE

### PROCESSING SEQUENCE

DATUM - - SEA LEVEL
MULTIPLICITY- 1200%
UPHOLE STATICS

1. CORRELATION - ZERO PHASE
2. DATA INPUT DELAY - NONE
3. SAMPLE RATE - 4 MSEC.
4. TRACE EDIT
5. TAR - ALPHA=.450 DEC.,TE=2.5 SEC.
6. PRESTACK AMPLITUDE RAMP
7. CONVERSION TO MINIMUM PHASE
8. VELFILT - 16.-4 MSEC./TRACE
9. DECONVOLUTION (H=2)
(SHOT GAUSSIAN OPERATOR DERIVED FROM ALL TRACES OF RECORD)
10. CDP GATHER
11. TIME VARIANT SCALING -
SHOT/REC. GAUSS: LOW OVERLAP
12. VELOCITY ANALYSIS (CDP VELOCITY SPECTRUM, RISE DROOP, VELOCITY CONNECTION FOR TRUE TIME)
13. BRUTE STACK
14. RESIDUAL STATIC COMPUTATION (CDP SPECTRUM, RISE DROOP, TIME AND SPACE VARIANT GATES)
15. PRELIMINARY STACK
16. VELOCITY ANALYSIS (CDP SPECTRUM, RISE DROOP, TIME AND VELOCITY CONNECTION FOR TRUE TIME)
17. RESIDUAL STATIC COMPUTATION (CDP SPECTRUM, TIME AND SPACE VARIANT GATES)
18. WATER STATIC CORRECTIONS
19. 12 FOLD CDP STACK
20. TIME VARIANT FILTERING - SEE BELOW
21. TIME VARIANT SCALING - SEE BELOW
22. FILM DISPLAY

DATE PROCESSED: FEBRUARY 1983

MUTE

| WATER VELOCITY (M/SEC.) | TOP (MSEC.) (PRE SAM/SYNTHESIS) | FOLD | BOTTOM (MSEC.) (POST SAM/SYNTHESIS) |
|---|---|---|---|
| 410 | 000 | 12 | 000 |
| 700 | 000 | 24 | 000 |
| 1105 | 1000 | 48 | 1000 |
| 1310 | 1400 | 60 | 1400 |
| 1500 | 1800 | 120 | 1800 |

FILTER

| FREQUENCY (HERTZ) | | TYPE (MSEC.) | |
|---|---|---|---|
| 200 | 250 | 000 | |
| 140 | 180 | 800 | |
| 90 | 120 | 1400 | |

POST STACK SCALING

| GATE LENGTH (MSEC) | | SMART TYPE (MSEC.) | |
|---|---|---|---|
| 1000 | 1400 | 1000 | 1400 |

DISPLAY - POLARITY - NORMAL
VERTICAL SCALE - 5 CENTIMETER/SECOND
HORIZONTAL SCALE - 1 TRACE/CDP
FILM DISPLAY GAIN - 500

LINE LOCATION MAP

PLOT NO. 5066

LINE 82-LQM
SP. 100-336
PARTY 2
FINAL TVF STACK (130.1)

1 MILE

SSE

CDP 100 | CDP 150 | CDP 250 | CDP 340 | CDP 400 | CDP 500

ELEVATION (M)

ROOP STATIC (MSEC) / SHOT STATIC (MSEC)

ROOP RESIDUALS / SHOT RESIDUALS

SUBSURFACE FOLD COVERAGE

SP LOG

PEAK TWO-WAY STATIC DEPTHPOINT SHOTPOINT LOCAL

STATION POSITION

TIME IN SECONDS

6/

MURTA BLOCK, PEL 5 & 6 S.A.

MONTHLY STATUS REPORT

APRIL, 1983

Contents

Location/Index Maps
Status of Interpretation & Operations
Status of Processing

Distribution (12)

Delhi (7) - O.W. Nugent
J.T. Frazer
M.P. Middleton
J.M. Durrant (2)
J.H. Allen
Library

Santos
Vamgas
SAOGC
Hartogen
South Australia Department of Mines

139° 30' PATCHAWARRA S.W. 139° 45' 140° 00' 140° 15'

28° 15' 28° 15'

28° 30' 28° 30'

28° 45' 28° 45'

29° 00' 29° 00'

139° 30' 139° 45' TINGA - TINGANA 140 00' 140° 15'

BIRDSVILLE TRACK RIDGE

NAPPACOONGEE-MURTEREE

TOOLACHEE

MOOMBA

SPENCER

KEENA

MERTY

WIRRARIE

TOPWEE

WARRA

BARRA

KARINNA

PANDO

PANDO

KOREE

THURAKINNA

KOPI

MERINDA

WALPAYA

MII

BLANCHE

PINNA

PANDRUANNIE

KOPINNA

WANCOOCHA

GARANJANIE

BOXWOOD

BOXWOOD

GOONOO

DERRILIN

WANCOOCHA

ALIANNA

TETA

TANNA

JENNA

PADULLA

WILGA

YAMBLE

WIRRA

UPPIDA

DUNOON

PATEENA

DURRAN

AMAROO

COORA

LAROW

MURTA

NARRABURRA

KILLARA

19

M 20

M 21

KUMBARIE

M 22

**DELHI PETROLEUM PTY LTD**

# MURTA BLOCK

## INDEX MAP

## LEADS & PROSPECTS

5 0 5 10 15 km.

Dwg N° 82XP-1264 DRAFTED. P.E. HERD

INTERP.

DATE. NOV 1982

SEISMIC COVERAGE

1973-1981

1982

WELL, SITE OR DRILLING

DRY WELL

OIL SHOW

GAS SHOW

OIL WELL

GAS WELL

LEGEND

FIELD

POSSIBLE FIELD

PROSPECT

LEAD

File. RQ-7

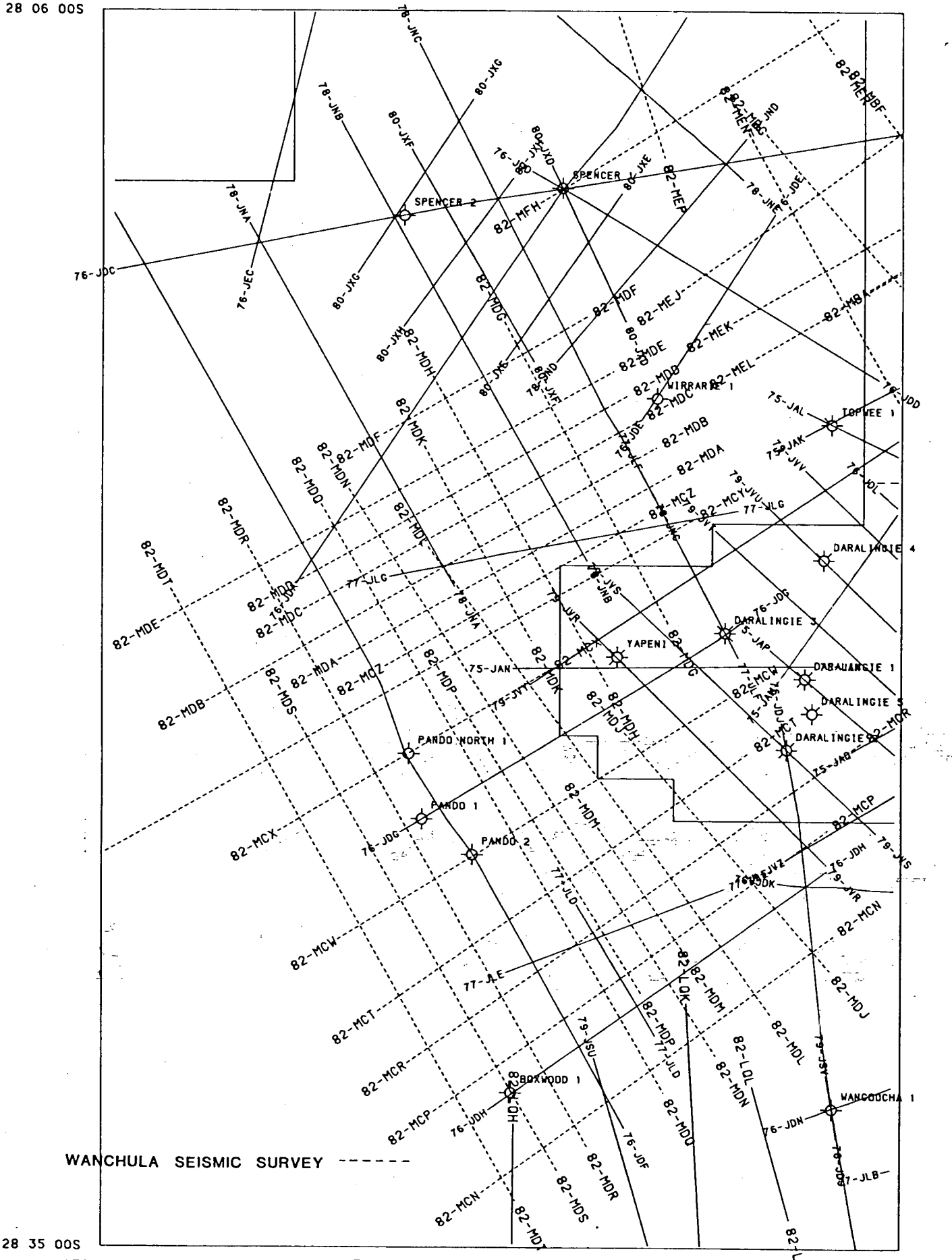
28 06 00S
28 35 00S
139 40 00E
140 01 00E
SPENCER 1
SPENCER 2
WIRRARIE 1
IOPWEE 1
DARALINGIE 1
DARALINGIE 2
DARALINGIE 3
DARALINGIE 4
DARALINGIE 5
YAPENI
PANDO NORTH 1
PANDO 1
PANDO 2
BOXWOOD 1
WANGOUCHA 1
82-MDA
82-MDB
82-MDC
82-MDD
82-MDE
82-MDF
82-MDG
82-MDH
82-MDJ
82-MDK
82-MDL
82-MDM
82-MDN
82-MDO
82-MDP
82-MDQ
82-MDR
82-MDS
82-MDT
82-MEJ
82-MEK
82-MEL
82-MEP
82-MFH
82-MCW
82-MCX
82-MCT
82-MCR
82-MCP
82-MCN
82-LQK
82-LQL
WANCHULA SEISMIC SURVEY
MURTA BLOCK

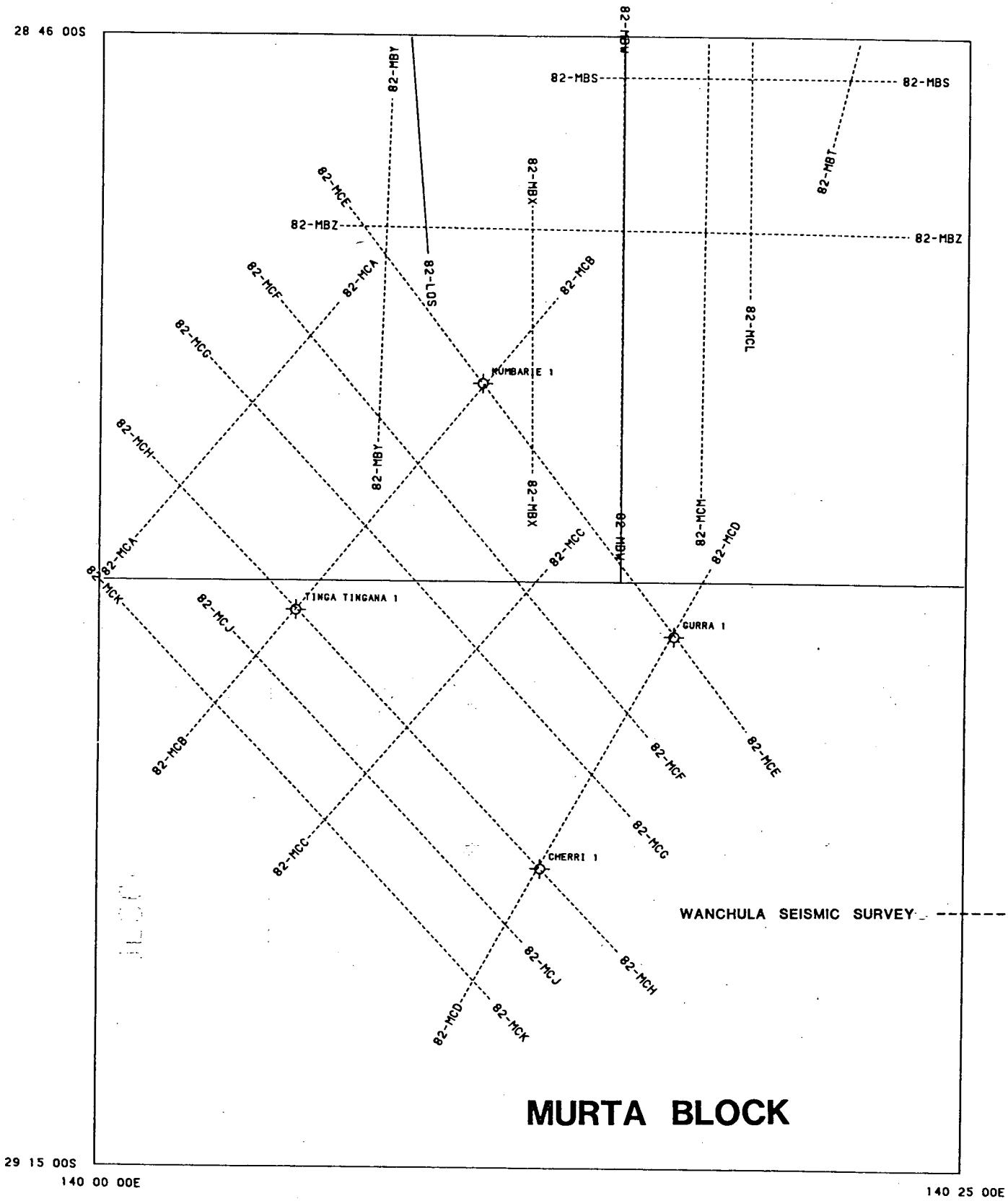

28 46 00S
29 15 00S
140 00 00E
140 25 00E
MURTA BLOCK
82-MBY
82-MBW
82-MBS
82-MBT
82-MBX
82-MCE
82-MBZ
82-MCA
82-MCF
82-LOS
82-MCB
82-MCL
82-MCG
NUMBARIE 1
82-MCH
82-MCM
82-MCD
82-MCC
82-MCK
TINGA TINGANA 1
82-MCJ
GURRA 1
CHERRI 1
WANCHULA SEISMIC SURVEY
MURTA BLOCK

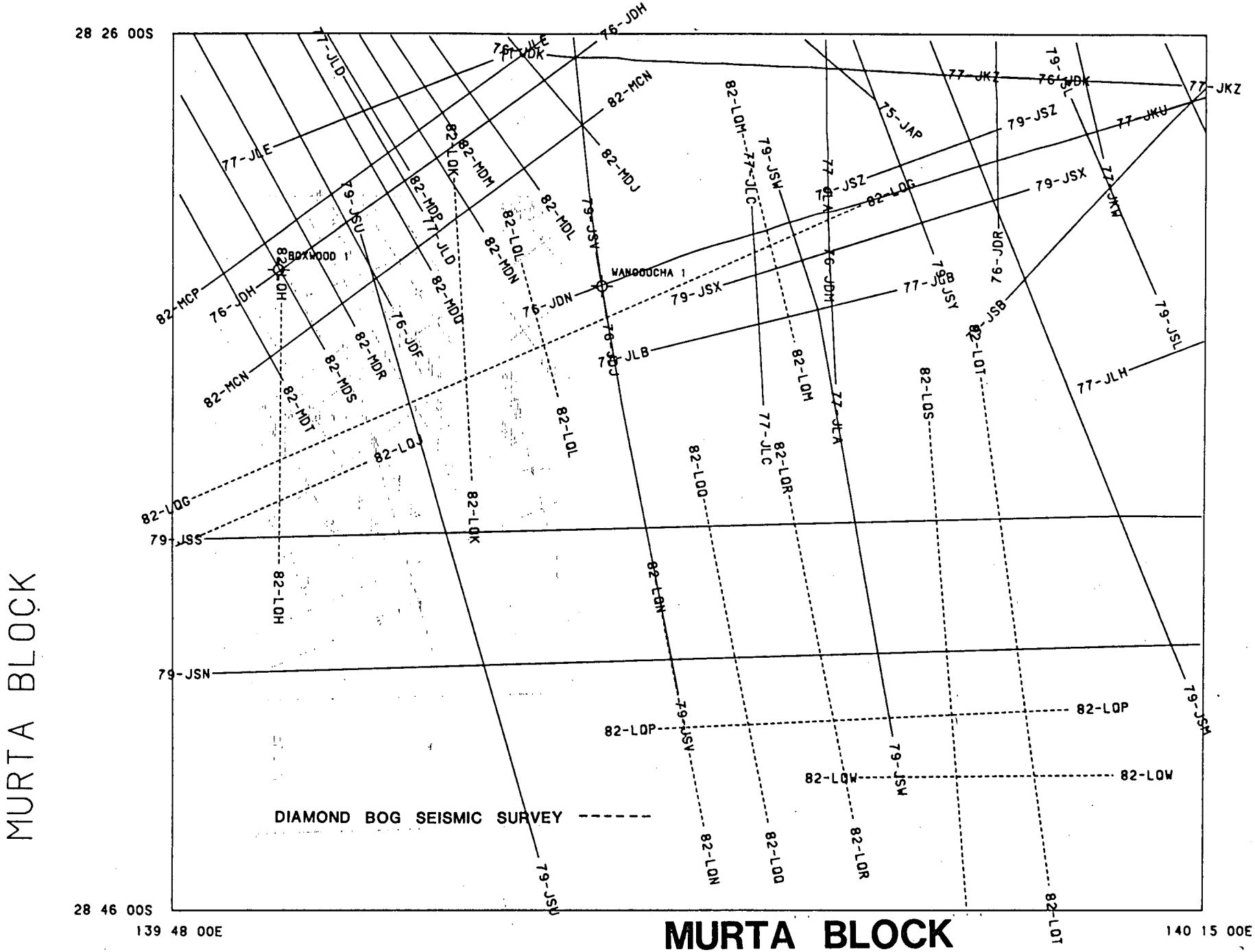
MURTA BLOCK
28 26 00S
28 46 00S
139 48 00E
140 15 00E
MURTA BLOCK
DIAMOND BOG SEISMIC SURVEY
BOXWOOD 1
WANGOOCHA 1
76-JDH
77-JLE
77-JLD
77-JLK
77-JKZ
77-JKU
77-JKW
77-JLH
77-JLB
77-JLC
77-JLA
77-JLB
79-JSZ
79-JSX
79-JSY
79-JSB
79-JSL
79-JSM
79-JSN
79-JSS
79-JSU
79-JSV
79-JSW
82-MCN
82-MCP
82-MDJ
82-MDL
82-MDM
82-MDN
82-MDO
82-MDP
82-MDR
82-MDS
82-MDT
82-LOH
82-LOK
82-LOL
82-LOM
82-LON
82-LOO
82-LOP
82-LOQ
82-LOR
82-LOS
82-LOT
82-LOW
76-JDN
76-JDF
76-JDM
76-JDR
75-JAP

## SUMMARY

Completion and distribution of final sections for Diamond Bog and Wanchula lines is nearing completion and a comprehensive interpretation of all data will commence late May - early June.

## OPERATIONS

Line 83-NBS will be recorded into the Block as part of the 1983 King-TOO Seismic Survey (Accelerated Gas Programme). The line ties line 82-LQT and will be charged to the Toolachee Block. Other proposed work in the Yalcumma area will impinge the Murta boundary.

1983 programme proposals for the Murta Block will be formulated early in the 3rd quarter.

## SUMMARY

Processing is completed to final stack.

## 1982 DIAMOND BOG-MUR SEISMIC SURVEY

All final stacks have been completed. These are expected to be filmed and distributed by the end of April.

Some problems are being encountered finding a suitable scaler on the final stacks which avoids shadow zones between the high amplitude 'C' and 'P' reflectors. Investigation have found a scaler to handle the problem and final stacks are currently being completed using the new technique. The new software has only recently been received by the GSI Adelaide processing centre.

Final films Q.C. displays are approved. Final films are expected during May and will be distributed during June.

During April a final Test of Power scaling was received.

## 1982 WANCHULA-MUR SEISMIC SURVEY

Final films were received during the month for lines 82-MER and 82-MEP.

## SYMBOLS USED

NLINE : Line name (YY-XXXX)
BCODE : Block code
CNTDA : Current Data? (Y/N)
DPROC : Data at processor (DD/MM/YY)
SPROC : Statics at processor (DD/MM/YY)
BSTAK : Brute stack received (30)(DD/MM/YY)
PSTAK : Preliminary stack (60)(DD/MM/YY)
STACK : Stack (80)(DD/MM/YY)
FINAL : Final stack (130)(DD/MM/YY)
NFILM : Film-normal polarity(140)(DD/MM/YY)
DISTD : Finals distributed (DD/MM/YY)

DD/MM/YY : Current Status
DD-MM-YY : Projected Status

| NLINE | BCODE | CNTDA | DPROC | SPROC | BSTAK | PSTAK | STACK | FINAL | NFILM | DISTD |
|---|---|---|---|---|---|---|---|---|---|---|
| 82-LQG | MUR | Y | 25/10/82 | 20/12/82 | 25/01/83 | 15/02/83 | 28/02/83 | 04/03/83 | 30-05-83 | 30-06-83 |
| 82-LQH | MUR | Y | 25/10/82 | 20/12/82 | 15/02/83 | 15/02/83 | 28/02/83 | 04/03/83 | 30-05-83 | 30-06-83 |
| 82-LQJ | MUR | Y | 25/10/82 | 20/12/82 | 15/02/83 | 15/02/83 | 28/02/83 | 04/03/83 | 30-05-83 | 30-06-83 |
| 82-LQK | MUR | Y | 25/10/82 | 20/12/82 | 15/02/83 | 15/02/83 | 28/02/83 | 04/03/83 | 30-05-83 | 30-06-83 |
| 82-LQL | MUR | Y | 25/10/82 | 20/12/82 | 15/02/83 | 15/02/83 | 28/02/83 | 04/03/83 | 30-05-83 | 30-06-83 |
| 82-LQM | MUR | Y | 25/10/82 | 20/12/82 | 15/02/83 | 15/02/83 | 28/02/83 | 04/03/83 | 30-05-83 | 30-06-83 |
| 82-LQN | MUR | Y | 14/10/82 | 13/11/82 | 17/12/82 | 29/12/82 | 06/01/83 | 15/03/83 | 30-05-83 | 30-06-83 |
| 82-LQP | MUR | Y | 14/10/82 | 14/11/82 | 13/12/82 | 13/12/82 | 04/01/83 | 28/03/83 | 30-05-83 | 30-06-83 |
| 82-LQQ | MUR | Y | 08/10/82 | 14/11/82 | 29/12/82 | 29/12/82 | 06/01/83 | 15/03/83 | 30-05-83 | 30-06-83 |
| 82-LQR | MUR | Y | 08/10/82 | 14/11/82 | 30/12/82 | 29/12/82 | 06/01/83 | 15/03/83 | 30-05-83 | 30-06-83 |
| 82-LQS | MUR | Y | 08/10/82 | 14/11/82 | 17/12/82 | 14/01/83 | 21/01/83 | 15/03/83 | 30-05-83 | 30-06-83 |
| 82-LQT | MUR | Y | 08/10/82 | 14/11/82 | 29/12/82 | 30/12/82 | 06/01/83 | 15/03/83 | 30-05-83 | 30-06-83 |
| 82-LQW | MUR | Y | 14/10/82 | 14/11/82 | 30/12/82 | 29/12/82 | 06/01/83 | 15/03/83 | 30-05-83 | 30-06-83 |
| 82-MEP | MUR | Y | 01/09/82 | 21/09/82 | 18/11/82 | | | 08/03/83 | 20/04/83 | |
| 82-MEQ | MUR | Y | 23/08/82 | 21/09/82 | 19/11/82 | | | 08/03/83 | | |
| 82-MER | MUR | Y | 23/08/82 | 21/09/82 | 06/12/82 | | | 08/03/83 | 20/04/83 | |
| 82-MFH | MUR | Y | 25/08/82 | 24/09/82 | 02/12/82 | | | 08/03/83 | | |

12-MAY-83

DELHI PETROLEUM PTY LTD

# MURTA BLOCK STATUS REPORT

| AREA | LINE | AUG | SEP | OCT | NOV | DEC | JAN | FEB | MAR | APR | MAY | JUN |
|---|---|---|---|---|---|---|---|---|---|---|---|---|
| MURTA DIAMOND BOG PARTY 1 | 82-LQG | | | | Data | Station | Brute | Pre-Stk | Final | | | Film |
| • | 82-LQH | | | | Data | Station | Brute | | Final | | | Film |
| • | 82-LQJ | | | | Data | Station | Brute | | Final | | | Film |
| • | 82-LQK | | | | Data | Station | Brute | | Final | | | Film |
| • | 82-LQL | | | | Data | Station | Brute | | Final | | | Film |
| • | 82-LQM | | | | Data | Station | Brute | | Final | | | Film |
| • | 82-LQN | | | | Data | Station | Brute | Stack | | Final | | Film |
| • | 82-LQP | | | | Data | Station | Brute | Stack | | Final | | Film |
| • | 82-LQQ | | | | Data | Station | | Stack | | Final | | Film |
| • | 82-LQR | | | | Data | Station | | Stack | | Final | | Film |
| • | 82-LQS | | | | Data | Station | Brute | | Stack | Final | | Film |
| • | 82-LQT | | | | Data | Station | | Stack | | Final | | Film |
| • | 82-LQW | | | | Data | Station | | Stack | | Final | | Film |
| SNAKE HOLE WANCHULA | 82-MEP | | Data | Station | | Brute | | | Final | Film | | |
| • | 82-MEQ | | Data | Station | | Brute | | | Final | | | |
| • | 82-MER | | Data | Station | | Brute | | | Final | Film | | |
| • | 82-MFH | | Data | Station | | Brute | | | Final | | | |
| | | AUG | SEP | OCT | NOV | DEC | JAN | FEB | MAR | APR | MAY | JUN |

1/

# MURTA BLOCK, PEL 5 & 6 S.A.

## BLOCK EXPLORATION REPORT

MAY, 1983

Contents


1. Summary and Highlights
2. Seismic Processing
3. Maps


Distribution (12)

Delhi (7) - O.W. Nugent
J.T. Frazer
M.P. Middleton
J.M. Durrant (2)
J.H. Allen
Library

Santos
Vamgas
SAOGC
Hartogen
South Australia Department of Mines


RECEIVED
17 JUN 1983
DEPT. OF MINES AND ENERGY SECURITY
A886

## MURTA BLOCK

### SUMMARY AND HIGHLIGHTS

- Final data from the Wanchula and Diamond Bog vibroseis surveys is being distributed and interpretation will commence shortly to delineate areas for the 1983 vibroseis programme.

Summary

Processing is completed to final Q.C. display.

Filming is in progress and should be completed during June.

## 1982 Diamond Bog-MUR Seismic Survey

All final stacks have been completed.

Some problems are being encountered finding a suitable scaler on the final stacks which avoids shadow zones between the high amplitude 'C' and 'P' reflectors. Investigation have found a scaler to handle the problem and final stacks are currently being completed using the new technique. The new software has only recently been received by the GSI Adelaide processing centre.

Final films Q.C. displays are approved. Final films will be distributed during June.

## 1982 Wanchula-MUR Seismic Survey

Final films, including migrations were received for lines 82-MEP, Q, R and MFH.

## SYMBOLS USED

NLINE : Line name (YY-XXXX)
BCODE : Block code
CNTDA : Current Data? (Y/N)
DPROC : Data at processor (DD/MM/YY)
SPROC : Statics at processor (DD/MM/YY)
BSTAK : Brute stack received (30)(DD/MM/YY)
PSTAK : Preliminary stack (60)(DD/MM/YY)
STACK : Stack (80)(DD/MM/YY)
FINAL : Final stack (130)(DD/MM/YY)
NFILM : Film-normal polarity(140)(DD/MM/YY)
DISTD : Finals distributed (DD/MM/YY)

DD/MM/YY : Current Status
DD-MM-YY : Projected Status

| NLINE | BCODE | CNTDA | DPROC | SPROC | BSTAK | PSTAK | STACK | FINAL | NFILM | DISTD |
|---|---|---|---|---|---|---|---|---|---|---|
| 82-LQG | MUR | Y | 25/10/82 | 20/12/82 | 25/01/83 | 15/02/83 | 28/02/83 | 04/03/83 | 10-06-83 | 30-06-83 |
| 82-LQH | MUR | Y | 25/10/82 | 20/12/82 | 15/02/83 | 15/02/83 | 28/02/83 | 04/03/83 | 10-06-83 | 30-06-83 |
| 82-LQJ | MUR | Y | 25/10/82 | 20/12/82 | 15/02/83 | 15/02/83 | 28/02/83 | 04/03/83 | 10-06-83 | 30-06-83 |
| 82-LQK | MUR | Y | 25/10/82 | 20/12/82 | 15/02/83 | 15/02/83 | 28/02/83 | 04/03/83 | 10-06-83 | 30-06-83 |
| 82-LQL | MUR | Y | 25/10/82 | 20/12/82 | 15/02/83 | 15/02/83 | 28/02/83 | 04/03/83 | 10-06-83 | 30-06-83 |
| 82-LQM | MUR | Y | 25/10/82 | 20/12/82 | 15/02/83 | 15/02/83 | 28/02/83 | 04/03/83 | 10-06-83 | 30-06-83 |
| 82-LQN | MUR | Y | 14/10/82 | 13/11/82 | 17/12/82 | 29/12/82 | 06/01/83 | 15/03/83 | 10-06-83 | 30-06-83 |
| 82-LQP | MUR | Y | 14/10/82 | 14/11/82 | 13/12/82 | 13/12/82 | 04/01/83 | 28/03/83 | 10-06-83 | 30-06-83 |
| 82-LQQ | MUR | Y | 08/10/82 | 14/11/82 | 29/12/82 | 29/12/82 | 06/01/83 | 15/03/83 | 10-06-83 | 30-06-83 |
| 82-LQR | MUR | Y | 08/10/82 | 14/11/82 | 30/12/82 | 29/12/82 | 06/01/83 | 15/03/83 | 10-06-83 | 30-06-83 |
| 82-LQS | MUR | Y | 08/10/82 | 14/11/82 | 17/12/82 | 14/01/83 | 21/01/83 | 15/03/83 | 10-06-83 | 30-06-83 |
| 82-LQT | MUR | Y | 08/10/82 | 14/11/82 | 29/12/82 | 30/12/82 | 06/01/83 | 15/03/83 | 10-06-83 | 30-06-83 |
| 82-LQW | MUR | Y | 14/10/82 | 14/11/82 | 30/12/82 | 29/12/82 | 06/01/83 | 15/03/83 | 10-06-83 | 30-06-83 |
| 82-MEP | MUR | Y | 01/09/82 | 21/09/82 | 18/11/82 | | | 08/03/83 | 20/04/83 | 10/05/83 |
| 82-MEQ | MUR | Y | 23/08/82 | 21/09/82 | 19/11/82 | | | 08/03/83 | 20/04/83 | 09/05/83 |
| 82-MER | MUR | Y | 23/08/82 | 21/09/82 | 06/12/82 | | | 08/03/83 | 20/04/83 | 10/05/83 |
| 82-MFH | MUR | Y | 25/08/82 | 24/09/82 | 02/12/82 | | | 08/03/83 | 15/04/83 | 01/05/83 |

16-JUN-83

DELHI PETROLEUM PTY LTD

# MURTA BLOCK STATUS REPORT

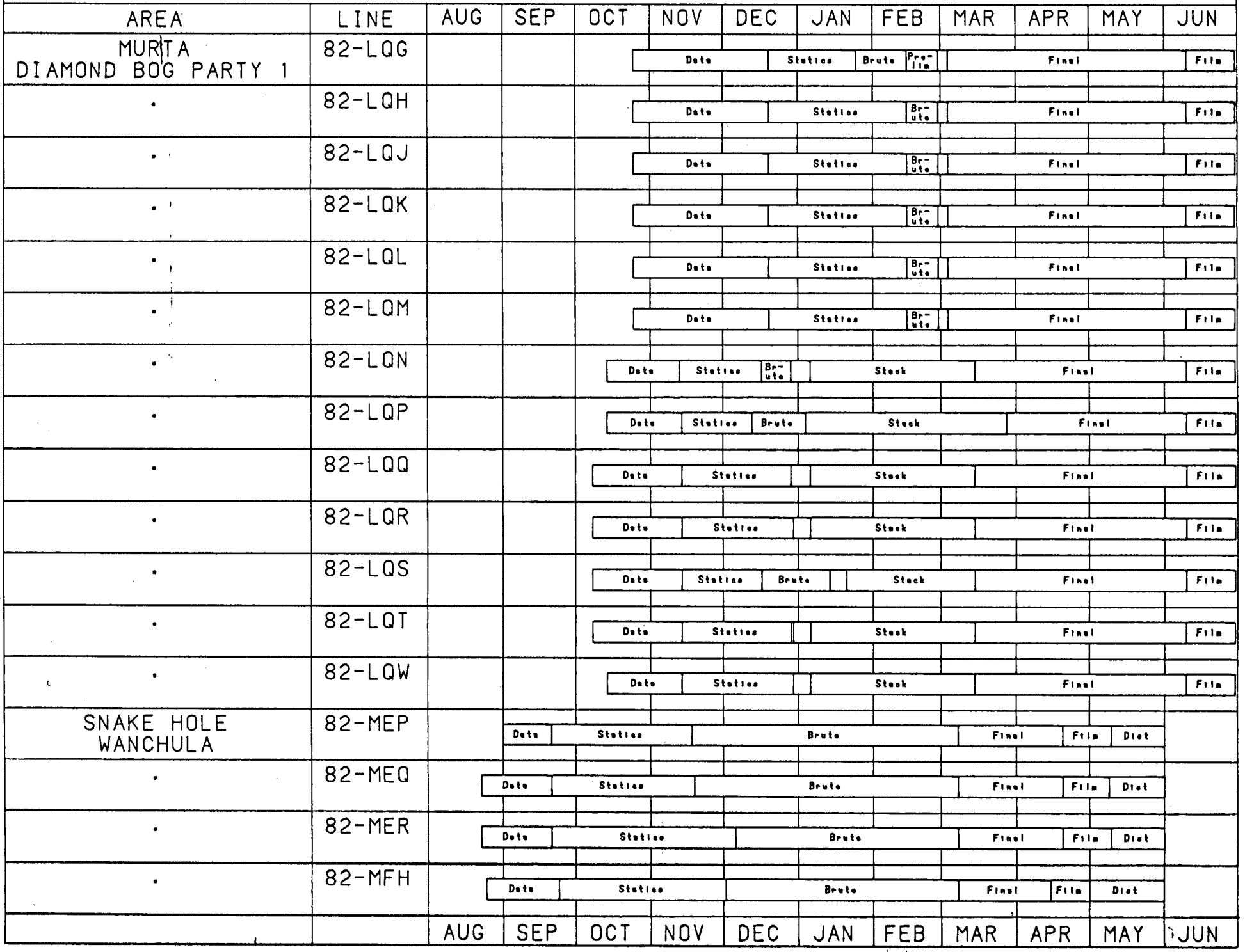

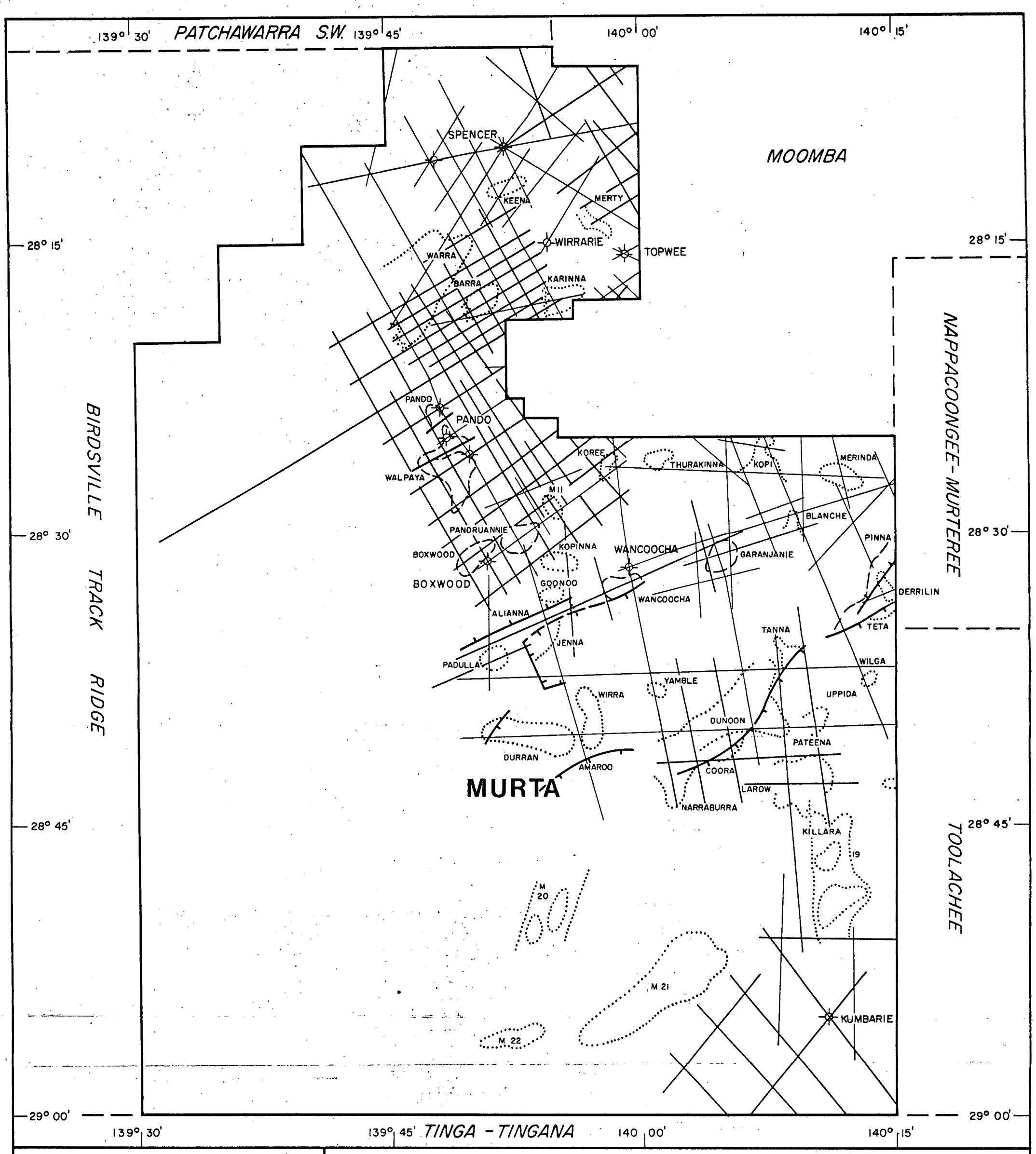


**DELHI PETROLEUM PTY LTD**

# MURTA BLOCK

## INDEX MAP

## LEADS & PROSPECTS

5 0 5 10 15 km.

Dwg. N° 82XP-1264 DRAFTED. P.E. HERD
INTERP.
DATE. NOV 1982

SEISMIC COVERAGE
- 1973-1981
- 1982

- WELL, SITE OR DRILLING
- DRY WELL
- OIL SHOW
- GAS SHOW
- OIL WELL
- GAS WELL

LEGEND
- FIELD
- POSSIBLE FIELD
- PROSPECT
- LEAD

File. RQ-7

# MURTA BLOCK, PEL 5 & 6 S.A.

## EXPLORATION REPORT

JUNE, 1983

Contents


1. Summary and Highlights
2. Seismic Processing
3. Maps


Distribution (13)

Delhi (7) - O.W. Nugent
J.T. Frazer
M.P. Middleton
J.M. Durrant (2)
J.H. Allen
Library

Santos (2)
Vamgas
SAOGC
Hartogen
South Australia Department of Mines


RECEIVED
19 JUL 1983
DEPT. OF MINES AND ENERGY SECURITY
A886

## MURTA BLOCK

## SUMMARY AND HIGHLIGHTS

- Final data from the Wanchula and Diamond Bog vibroseis surveys is being distributed. Interpretation has commenced to delineate areas for the 1983 vibroseis programme.

- Discussions were held in June to develop a regional approach to exploration in conjunction with Tinga Tingana area and Marree Block.

- Southwest extension of Murteree Horst has higher potential, akin to Nappacoongee-Murteree Ridge, and will be evaluated separately. Geological studies could include stratigraphic appraisal of southern extension of Yalcumma-Wooloo Trough, in particular the Daralingie Beds, Epsilon Formation, and Tirrawarra Sandstone.

Summary

Processing is completed to final Q.C. display.

Filming is in progress and should be completed during July.

## 1982 Diamond Bog-MUR Seismic Survey

All final stacks have been completed.

Some problems were encountered finding a suitable scaler on the final stacks which avoids shadow zones between the high amplitude 'C' and 'P' reflectors. Investigation have found a scaler to handle the problem and final stacks have been completed using the new technique. The new software has only recently been received by the GSI Adelaide processing centre.

Final films Q.C. displays are approved. Final films will be distributed during July.

## 1982 Wanchula-MUR Seismic Survey

Final films, including migrations have been received for lines 82-MEP, Q, R and MFH.

DELHI PETROLEUM PTY LTD

Geophysical Processing Status
MURTA BLOCK



SYMBOLS USED

NLINE : Line name (YY-XXXX)
BCODE : Block code
CNTDA : Current Data? (Y/N)
DPROC : Data at processor (DD/MM/YY)
SPROC : Statics at processor (DD/MM/YY)
BSTAK : Brute stack received (30)(DD/MM/YY)
PSTAK : Preliminary stack (60)(DD/MM/YY)
STACK : Stack (80)(DD/MM/YY)
FINAL : Final stack (130)(DD/MM/YY)
NFILM : Film-normal polarity(140)(DD/MM/YY)
DISTD : Finals distributed (DD/MM/YY)

DD/MM/YY : Current Status
DD-MM-YY : Projected Status

| NLINE | BCODE | CNTDA | DPROC | SPROC | BSTAK | PSTAK | STACK | FINAL | NFILM | DISTD |
|---|---|---|---|---|---|---|---|---|---|---|
| 82-LQG | MUR | Y | 25/10/82 | 20/12/82 | 25/01/83 | 15/02/83 | 28/02/83 | 04/03/83 | 15-07-83 | 30-07-83 |
| 82-LQH | MUR | Y | 25/10/82 | 20/12/82 | 15/02/83 | 15/02/83 | 28/02/83 | 04/03/83 | 15-07-83 | 30-07-83 |
| 82-LQJ | MUR | Y | 25/10/82 | 20/12/82 | 15/02/83 | 15/02/83 | 28/02/83 | 04/03/83 | 15-07-83 | 30-07-83 |
| 82-LQK | MUR | Y | 25/10/82 | 20/12/82 | 15/02/83 | 15/02/83 | 28/02/83 | 04/03/83 | 15-07-83 | 30-07-83 |
| 82-LQL | MUR | Y | 25/10/82 | 20/12/82 | 15/02/83 | 15/02/83 | 28/02/83 | 04/03/83 | 15-07-83 | 30-07-83 |
| 82-LQM | MUR | Y | 25/10/82 | 20/12/82 | 15/02/83 | 15/02/83 | 28/02/83 | 04/03/83 | 15-07-83 | 30-07-83 |
| 82-LQN | MUR | Y | 14/10/82 | 13/11/82 | 17/12/82 | 29/12/82 | 06/01/83 | 15/03/83 | 15-07-83 | 30-07-83 |
| 82-LQP | MUR | Y | 14/10/82 | 14/11/82 | 13/12/82 | 13/12/82 | 04/01/83 | 28/03/83 | 15-07-83 | 30-07-83 |
| 82-LQQ | MUR | Y | 08/10/82 | 14/11/82 | 29/12/82 | 29/12/82 | 06/01/83 | 15/03/83 | 15-07-83 | 30-07-83 |
| 82-LQR | MUR | Y | 08/10/82 | 14/11/82 | 30/12/82 | 29/12/82 | 06/01/83 | 15/03/83 | 15-07-83 | 30-07-83 |
| 82-LQS | MUR | Y | 08/10/82 | 14/11/82 | 17/12/82 | 14/01/83 | 21/01/83 | 15/03/83 | 15-07-83 | 30-07-83 |
| 82-LQT | MUR | Y | 08/10/82 | 14/11/82 | 29/12/82 | 30/12/82 | 06/01/83 | 15/03/83 | 15-07-83 | 30-07-83 |
| 82-LQW | MUR | Y | 14/10/82 | 14/11/82 | 30/12/82 | 29/12/82 | 06/01/83 | 15/03/83 | 15-07-83 | 30-07-83 |
| 82-MEP | MUR | Y | 01/09/82 | 21/09/82 | 18/11/82 | | | 08/03/83 | 20/04/83 | 10/05/83 |
| 82-MEQ | MUR | Y | 23/08/82 | 21/09/82 | 19/11/82 | | | 08/03/83 | 20/04/83 | 09/05/83 |
| 82-MER | MUR | Y | 23/08/82 | 21/09/82 | 06/12/82 | | | 08/03/83 | 20/04/83 | 10/05/83 |
| 82-MFH | MUR | Y | 25/08/82 | 24/09/82 | 02/12/82 | | | 08/03/83 | 15/04/83 | 01/05/83 |

7-JUL-83

DELHI PETROLEUM PTY LTD

# MURTA BLOCK STATUS REPORT

| AREA | LINE | AUG | SEP | OCT | NOV | DEC | JAN | FEB | MAR | APR | MAY | JUN | JUL |
|---|---|---|---|---|---|---|---|---|---|---|---|---|---|
| MURTA DIAMOND BOG PARTY 1 | 82-LQG | | | | Data | Statics | Brute | Pre-lim | Final | | | | Film |
| . | 82-LQH | | | | Data | Statics | | Br-ute | Final | | | | Film |
| . | 82-LQJ | | | | Data | Statics | | Br-ute | Final | | | | Film |
| . | 82-LQK | | | | Data | Statics | | Br-ute | Final | | | | Film |
| . | 82-LQL | | | | Data | Statics | | Br-ute | Final | | | | Film |
| . | 82-LQM | | | | Data | Statics | | Br-ute | Final | | | | Film |
| . | 82-LQN | | | Data | Statics | Br-ute | Stack | | Final | | | | Film |
| . | 82-LQP | | | Data | Statics | Brute | Stack | | | Final | | | Film |
| . | 82-LQQ | | | Data | Statics | | Stack | | Final | | | | Film |
| . | 82-LQR | | | Data | Statics | | Stack | | Final | | | | Film |
| . | 82-LQS | | | Data | Statics | Brute | Stack | | Final | | | | Film |
| . | 82-LQT | | | Data | Statics | | Stack | | Final | | | | Film |
| . | 82-LQW | | | Data | Statics | | Stack | | Final | | | | Film |
| SNAKE HOLE WANCHULA | 82-MEP | | Data | Statics | Brute | | | | Final | Film | Dist | | |
| . | 82-MEQ | | Data | Statics | Brute | | | | Final | Film | Dist | | |
| . | 82-MER | | Data | Statics | | Brute | | | Final | Film | Dist | | |
| . | 82-MFH | | Data | Statics | | Brute | | | Final | Film | Dist | | |
| | | AUG | SEP | OCT | NOV | DEC | JAN | FEB | MAR | APR | MAY | JUN | JUL |

139° 30' PATCHAWARRA S.W. 139° 45' 140° 00' 140° 15'

28° 15'

28° 30'

28° 45'

29° 00'

139° 30' 139° 45' TINGA - TINGANA 140 00' 140° 15'

BIRDSVILLE TRACK RIDGE

NAPPACOONGEE - MURTEREE

TOOLACHEE

MOOMBA

SPENCER

KEENA

MERTY

WIRRARIE

TOPWEE

WARRA

BARRA

KARINNA

PANDO

PANDO

KOREE

THURAKINNA

KOPI

MERINDA

WALPAYA

MII

BLANCHE

PANDRUANNIE

PINNA

KOPINNA

WANCOOCHA

GARANJANIE

BOXWOOD

BOXWOOD

GOONOO

DERRILIN

WANCOOCHA

ALIANNA

TETA

TANNA

JENNA

PADULLA

WILGA

YAMBLE

WIRRA

UPPIDA

DUNOON

PATEENA

DURRAN

AMAROO

COORA

LAROW

MURTA

NARRABURRA

KILLARA

19

M 20

M 21

KUMBARIE

M 22

DELHI PETROLEUM PTY LTD

# MURTA BLOCK

## INDEX MAP

## LEADS & PROSPECTS

5 0 5 10 15 km.

Dwg.N° 82XP-1264 DRAFTED. P.E. HERD
INTERP.
DATE. NOV 1982

SEISMIC COVERAGE
- 1973-1981
- 1982

- WELL, SITE OR DRILLING
- DRY WELL
- OIL SHOW
- GAS SHOW
- OIL WELL
- GAS WELL

LEGEND
- FIELD
- POSSIBLE FIELD
- PROSPECT
- LEAD

File. RQ-7

# MURTA BLOCK, PEL 5 & 6 S.A.

## EXPLORATION REPORT

AUGUST, 1983

Contents

1. Summary and Highlights
2. Seismic Processing

Distribution (13)

Delhi (7) - O.W. Nugent
J.T. Frazer
M.P. Middleton
J. Hughes (2)
J.H. Allen
Library

Santos (2)
Vamgas
SAOGC
Hartogen
South Australia Department of Mines

MURTA BLOCK AUGUST, 1983

## SUMMARY AND HIGHLIGHTS

- Final data from the Wanchula and Diamond Bog Vibroseis surveys has been distributed and interpretation is currently in progress. Some lines have been selected for migration.

- Preliminary maps will be produced during October and layout of the 1983 Giles-MUR 300 km will follow. The recording of this work is currently scheduled for late November - early December.

## Summary

Processing is completed.

Filming has been completed during July. Distribution is expected through August.

## 1982 Diamond Bog-MUR Seismic Survey

All final films have been completed.

Some problems were encountered finding a suitable scaler on the final stacks which avoids shadow zones between the high amplitude 'C' and 'P' reflectors. Investigation have found a scaler to handle the problem and final stacks have been completed using the new technique. The new software has only recently been received by the GSI Adelaide processing centre.

Final films Q.C. displays are approved. Final films will be distributed during August.

## 1982 Wanchula-MUR Seismic Survey

Final films, including migrations have been received for lines 82-MEP, Q, R and MFH.

SYMBOLS USED

NLINE : Line name (YY-XXXX)
BCODE : Block code
CNTDA : Current Data? (Y/N)
DPROC : Data at processor (DD/MM/YY)
SPROC : Statics at processor (DD/MM/YY)
BSTAK : Brute stack received (30)(DD/MM/YY)
PSTAK : Preliminary stack (60)(DD/MM/YY)
STACK : Stack (80)(DD/MM/YY)
FINAL : Final stack (130)(DD/MM/YY)
NFILM : Film-normal polarity(140)(DD/MM/YY)
DISTD : Finals distributed (DD/MM/YY)

DD/MM/YY : Current Data
DD-MM-YY : Projected Data

Geophysical Processing Status
MURTA BLOCK



| NLINE | BCODE | CNTDA | DPROC | SPROC | BSTAK | PSTAK | STACK | FINAL | NFILM | DISTD |
|---|---|---|---|---|---|---|---|---|---|---|
| 82-LQG | MUR | Y | 25/10/82 | 20/12/82 | 25/01/83 | 15/02/83 | 28/02/83 | 04/03/83 | 04/08/83 | 30-09-83 |
| 82-LQH | MUR | Y | 25/10/82 | 20/12/82 | 15/02/83 | 15/02/83 | 28/02/83 | 04/03/83 | 04/08/83 | 30-09-83 |
| 82-LQJ | MUR | Y | 25/10/82 | 20/12/82 | 15/02/83 | 15/02/83 | 28/02/83 | 04/03/83 | 04/08/83 | 30-09-83 |
| 82-LQK | MUR | Y | 25/10/82 | 20/12/82 | 15/02/83 | 15/02/83 | 28/02/83 | 04/03/83 | 04/08/83 | 30-09-83 |
| 82-LQL | MUR | Y | 25/10/82 | 20/12/82 | 15/02/83 | 15/02/83 | 28/02/83 | 04/03/83 | 04/08/83 | 30-09-83 |
| 82-LQM | MUR | Y | 25/10/82 | 20/12/82 | 15/02/83 | 15/02/83 | 28/02/83 | 04/03/83 | 04/08/83 | 30-09-83 |
| 82-LQN | MUR | Y | 14/10/82 | 13/11/82 | 17/12/82 | 29/12/82 | 06/01/83 | 15/03/83 | 04/08/83 | 30-09-83 |
| 82-LQP | MUR | Y | 14/10/82 | 14/11/82 | 13/12/82 | 13/12/82 | 04/01/83 | 28/03/83 | 04/08/83 | 30-09-83 |
| 82-LQQ | MUR | Y | 08/10/82 | 14/11/82 | 29/12/82 | 29/12/82 | 06/01/83 | 15/03/83 | 04/08/83 | 30-09-83 |
| 82-LQR | MUR | Y | 08/10/82 | 14/11/82 | 30/12/82 | 29/12/82 | 06/01/83 | 15/03/83 | 04/08/83 | 30-09-83 |
| 82-LQS | MUR | Y | 08/10/82 | 14/11/82 | 17/12/82 | 14/01/83 | 21/01/83 | 15/03/83 | 04/08/83 | 30-09-83 |
| 82-LQT | MUR | Y | 08/10/82 | 14/11/82 | 29/12/82 | 30/12/82 | 06/01/83 | 15/03/83 | 04/08/83 | 30-09-83 |
| 82-LQW | MUR | Y | 14/10/82 | 14/11/82 | 30/12/82 | 29/12/82 | 06/01/83 | 15/03/83 | 04/08/83 | 30-09-83 |
| 82-MEP | MUR | Y | 01/09/82 | 21/09/82 | 18/11/82 | | | 08/03/83 | 20/04/83 | 10/05/83 |
| 82-MEQ | MUR | Y | 23/08/82 | 21/09/82 | 19/11/82 | | | 08/03/83 | 20/04/83 | 09/05/83 |
| 82-MER | MUR | Y | 23/08/82 | 21/09/82 | 06/12/82 | | | 08/03/83 | 20/04/83 | 10/05/83 |
| 82-MFH | MUR | Y | 25/08/82 | 24/09/82 | 02/12/82 | | | 08/03/83 | 15/04/83 | 01/05/83 |

20-SEP-83

DELHI PETROLEUM PTY LTD

# MURTA BLOCK STATUS REPORT

| AREA | LINE | AUG | SEP | OCT | NOV | DEC | JAN | FEB | MAR | APR | MAY | JUN | JUL | AUG | SEP |
|---|---|---|---|---|---|---|---|---|---|---|---|---|---|---|---|
| MURTA DIAMOND BOG PARTY 1 | 82-LQG | | | | DATA | | STATICS | BRUTE PRE-LIM | | FINAL | | | | FILM | |
| . | 82-LQH | | | | DATA | | STATICS | BRUTE | | FINAL | | | | FILM | |
| . | 82-LQJ | | | | DATA | | STATICS | BRUTE | | FINAL | | | | FILM | |
| . | 82-LQK | | | | DATA | | STATICS | BRUTE | | FINAL | | | | FILM | |
| . | 82-LQL | | | | DATA | | STATICS | BRUTE | | FINAL | | | | FILM | |
| . | 82-LQM | | | | DATA | | STATICS | BRUTE | | FINAL | | | | FILM | |
| . | 82-LQN | | | DATA | STATICS | BRUTE | STACK | | | FINAL | | | | FILM | |
| . | 82-LQP | | | DATA | STATICS | BRUTE | STACK | | | FINAL | | | | FILM | |
| . | 82-LQQ | | | DATA | STATICS | | STACK | | | FINAL | | | | FILM | |
| . | 82-LQR | | | DATA | STATICS | | STACK | | | FINAL | | | | FILM | |
| . | 82-LQS | | | DATA | STATICS | BRUTE | STACK | | | FINAL | | | | FILM | |
| . | 82-LQT | | | DATA | STATICS | | STACK | | | FINAL | | | | FILM | |
| . | 82-LQW | | | DATA | STATICS | | STACK | | | FINAL | | | | FILM | |
| SNAKE HOLE WANCHULA | 82-MEP | | DATA | STATICS | | BRUTE | | | FINAL | FILM | DIST | | | | |
| . | 82-MEQ | | DATA | STATICS | | BRUTE | | | FINAL | FILM | DIST | | | | |
| . | 82-MER | | DATA | STATICS | | BRUTE | | | FINAL | FILM | DIST | | | | |
| . | 82-MFH | | DATA | STATICS | | BRUTE | | | FINAL | FILM | DIST | | | | |
| | | AUG | SEP | OCT | NOV | DEC | JAN | FEB | MAR | APR | MAY | JUN | JUL | AUG | SEP |

## MURTA BLOCK

| PROSPECTS | Recoverable Oil (MMSTB) | Sales Gas (BCF) | Gas Liquids (MMSTB) |
|---|---|---|---|
| Boxwood | 17.1 | 41.0 | 6.1 |
| Garanjanie | 4.8 | 19.5 | 2.8 |
| Manooka | 8.4 | 2.5 | 0.4 |
| Pandruannie | 8.4 | 28.0 | 4.2 |
| Walpaya | 30.8 | - | - |
| Wancoocha | 12.6 | 14.0 | 1.8 |
| **STRONG LEADS** | | | |
| Dirkala | 3.6 | 12.8 | 1.8 |
| Dunoon | 32.8 | 59.0 | 8.7 |
| Durran | 16.0 | - | - |
| Innaru | 20.0 | - | - |
| Kambora | 24.0 | - | - |
| Korea | 15.0 | 2.5 | 0.4 |
| Larow | 32.4 | 39.0 | 5.8 |
| Merrinda | 1.8 | 12.5 | 1.9 |
| Milperra | 14.0 | 225 | 28.8 |
| Muteroo | - | 17.5 | 4.3 |
| Paduila | 8.4 | - | - |
| Uppida | 4.5 | 6.5 | 1.0 |
| Wirrah | 7.2 | - | - |
| **WEAK LEADS** | | | |
| Arcoona | - | 50.0 | 7.5 |
| Barra | - | 10.0 | 1.2 |
| Blanche | 6.6 | 5.0 | 0.7 |
| Derrilia | 8.4 | - | - |
| Goonoo | 1.2 | 5.2 | 0.8 |
| Jirina | 7.0 | - | - |
| Karinna | - | 31.0 | 4.6 |
| Keena | - | 36.0 | 4.4 |
| Kopi | 4.0 | 4.0 | 0.6 |
| Kopinna | 6.0 | 4.0 | 0.6 |
| Lulama | 5.4 | - | - |
| Makoro | - | 5.0 | 0.7 |
| Merty | 4.8 | 13.0 | 1.6 |
| Mukandi | 4.8 | 13 | 1.6 |
| Narraburra | 2.0 | 10 | 1.5 |
| Pinara | 3.2 | 37 | 4.7 |
| Pintari | 6.0 | - | - |
| Takari | 10.0 | 240 | 30 |
| Tanna | 4.6 | - | - |
| Teeta | 1.6 | 12 | 1.9 |
| Thurakinna | 6.0 | 9.0 | 1.3 |

| | | | |
|---|---|---|---|
| Tilanbi | 24 | 31 | 3.9 |
| Tokara | - | 7.5 | 1.2 |
| Toomulla | 4.0 | - | - |
| Towilla | 5.2 | 11 | 1.4 |
| Warra | 24 | 5.5 | 0.7 |
| Warra Flank | - | 600 | 75 |
| Wilga | 1.2 | 8.0 | 1.2 |

Potenial of prospects and leads

$$= SF\ P + SL.\ MF_S + WL\ MF_W$$

where SF = Success Factor = 10% or 0.1
P = No. of prospects
SL = No. of strong leads
WL = No. of weak leads
MFs = Maturity factor for strong leads
MFw = Maturity factor for weak leads

Potential of prospects and leads in the Murta block is:

| | | |
|---|---|---|
| Recoverable oil | 21.6 | MMSTB |
| Sales Gas | 59.1 | BCF |
| Gas Liquids | 7.5 | MMSTB |

DELHI PETROLEUM PTY. LTD.

Incorporated in the State of South Australia

RECEIVED
25 JAN 1984
DEPT. OF [illegible] AND ENERGY
SECURITY
4886

# MURTA BLOCK, PEL 5 & 6 S.A.

# ANNUAL EXPLORATION REPORT

# 1983

Contents

1. Summary and Highlights
2. Seismic Acquisition
3. Seismic Processing

Distribution (17)

Delhi (11) - R.J.S. Hollingsworth
O.W. Nugent
J.T. Frazer
M.P. Middleton
T.J. Mount
P.W. Best
R.S. Heath
J.W. Adams
J. Hughes
J.H. Allen
Library

Santos (2)
Vamgas
SAOGC
Hartogen
South Australia Department of Mines

139° 30' PATCHAWARRA S.W. 139° 45' 140° 00' 140° 15'

28° 15'

28° 30'

28° 45'

29° 00'

BIRDSVILLE TRACK RIDGE

NAPPACOONGEE-MURTEREE

TOOLACHEE

MOOMBA

SPENCER

WIRRARIE

TOPWEE

PANDO

BOXWOOD

WANCOOCHA

SAW SAX SAY SAZ SBA SBB SBC

SFM SFL SFK SFJ SFH

SBR SBS SBM SBN SBP SBT SBQ SCT SCW SCP SCQ SCR SCS

SDS SDZ SDY SDT

KUMBARIE SDW SDX SEA

MURTA

139° 30' 139° 45' TINGA - TINGANA 140 00' 140° 15'

**DELHI PETROLEUM PTY LTD**

# MURTA BLOCK

## INDEX MAP

5 0 5 10 15 km.

Dwg.N° 82XP-1263(a) DRAFTED. P.E.H., W.A.
INTERP.
DATE. DEC. 1983

SEISMIC COVERAGE

1973 - 1982

1983 BASE (GILES - MUR)

1983 BASE (GILES - TOO)

LEGEND

- WELL, SITE OR DRILLING
- DRY WELL
- OIL SHOW
- GAS SHOW
- OIL WELL
- GAS WELL

139° 30' PATCHAWARRA S.W. 139° 45' 140° 00' 140° 15'

28° 15' 28° 30' 28° 45' 29° 00'

BIRDSVILLE TRACK RIDGE

NAPPACOONGEE-MURTEREE

TOOLACHEE

MOOMBA

MUTEROO
SPENCER
KEENA
MERTY
PINTARI
WIRRARIE
TOPWEE
WARRA FLANK
WARRA
BARRA
KARINNA
WARRA FLANK
PANDO
PANDO
WALPAYA
KOREE
MANOOKA
THURAKINNA
KOPI
MERINDA
PINARA
BLANCHE
SFM
PINNA
PANDRUANNIE
BOXWOOD
KOPINNA
SAZ
SBA
WANCOOCHA
GARANJANIE
LULAMA
SFL
SFK
SFJ
ARCOONA
DERRILIN
BOXWOOD
GOONOO
SAW
SAX
SAY
WANCOOCHA
SBB
SBC
SBS
SBR
TETA
PADULLA
TANNA
WILGA
YAMBLE
SBM
SBN
SBP
DUNOON
JIRIMA
WIRRA
SBQ
UPPIDA
SCT
SCW
DURRAN
SCP
SBT
MURTA
LAROW
SCQ
NARRABURRA
SCR
SCS
KAMBORA
SDZ
SDS
INNARU
SDY
SDT
M 20
MILPERA
M 21
TOWILLA
KUMBARIE
SDW
SDX
MUKANDI
M 22
SEA
TILANBI

139° 30' 139° 45' TINGA - TINGANA 140° 00' 140° 15'

# DELHI PETROLEUM PTY LTD

# MURTA BLOCK

## INDEX MAP

## LEADS & PROSPECTS

5 0 5 10 15 km.

Dwg.N° 82XP-1264
Figure 1

DRAFTED. D.R.O., W.A.
INTERP. Q.J.W.B.
DATE. DEC. 1983

SEISMIC COVERAGE
- 1973 - 1982
- 1983 BASE (GILES-MUR)
- 1983 BASE (GILES-TOO)

- WELL, SITE OR DRILLING
- DRY WELL
- OIL SHOW
- GAS SHOW
- OIL WELL
- GAS WELL

LEGEND
- FIELD
- POSSIBLE FIELD
- PROSPECT
- LEAD

File. RQ-7

## SUMMARY AND HIGHLIGHTS

- Backlogs of 1982 Diamond Bog-MUR and 1982 Wanchula final sections were completed and distributed. Regional 1:100,000 maps were prepared incorporating all 1982 data over the entire Block. These maps were used as a basis for framing the 1983 Giles-MUR Seismic Survey and for re-evaluation of prospect inventory.

- The Giles-MUR vibroseis survey (308 km) was commenced, with 190 km recorded by December 31st. The remainder will be completed January - February 1984. The survey embraces the Wancoocha, Dunoon-Arcoona, Larow-Kambora-Kumbarie areas in the south and the east of the Block. Line 83-NBS was recorded into the Block as part of the 1983 King-TOO survey to tie 82-LQT, but has been charged to Toolachee Block.

- No drilling took place during 1983 in the Murta Block.

# 1983 PROGRAMME

BLOCK: MURTA

SURVEY: GILES-MUR

## Wancoocha

| | | km |
|---|---|---|
| 83-SAW | 170-323 | 5.738 |
| 83-SAX | 200-387 | 7.013 |
| 83-SAY | 200-394 | 7.275 |
| 83-SAZ | 200-312 | 4.200 |
| 83-SBA | 200-360 | 6.000 |
| 83-SBB | 200-337 | 5.138 |
| 83-SBC | 200-340 | 5.250 |
| | | 40.614 |

## Dunoon

| | | |
|---|---|---|
| 83-SBM | 100-339 | 8.963 |
| 83-SBN | 100-353 | 9.488 |
| 83-SBP | 100-473 | 13.987 |
| 83-SBQ | 100-512 | 15.450 |
| 83-SBR | 100-526 | 15.975 |
| 83-SBS | 100-573 | 17.737 |
| 83-SBT | 100-273 | 6.487 |
| | | 88.087 |

## Larow-Kambora-Kumbarie

| | | |
|---|---|---|
| 83-SCP | 200- 434 | 8.775 |
| 83-SCQ | 200- 406 | 7.725 |
| 83-SCR | 200- 400 | 7.500 |
| 83-SCS | 200- 412 | 7.950 |
| 83-SDS | 200- 502 | 11.325 |
| 83-SDT | 200- 310 | 4.125 |
| 83-SDW | 200- 348 | 5.550 |
| 83-SDX | 200- 320 | 4.500 |
| 84-SDY | 200- 670 | 17.625 |
| 84-SDZ | 200-1206 | 37.725 |
| 83-SEA | 200- 310 | 4.125 |
| | | 116.925 |

## Murteree Ridge-Arcoona Fault

| | | |
|---|---|---|
| 84-SFH | 200-733 | 19.988 |
| 84-SFJ | 200-459 | 9.713 |
| 84-SFK | 200-467 | 10.013 |
| 84-SFL | 147-463 | 11.850 |
| 84-SFM | 147-450 | 11.363 |
| | | 62.927 |

Giles-MUR Total 308.6

(118.3 km to be recorded 23rd January - 5th February, 1984)

## Giles-MUR Seismic Survey

### Summary

The Giles-MUR survey commenced with line clearance on November 7th and recording on November 19th. Dozing was completed on December 20th, work taking place in conjunction with the Giles-TOO survey. Recording of the 308 km programme was suspended on December 22nd after 190 km was recorded. The remaining programme will be completed January - February 1984.

### Line Clearance

During November 159 km of line was dozed for a daily average of 9.4 km. 149 km was dozed between December 8th - 20th (average 11.4 km) to complete the programme.

### Surveying

Chained 160 km November, 30 km December.

### Drilling

November - 78 upholes (3570m). 2 days lost by both rigs for breakdowns.
December - 33 upholes (1536m), completing programme for lines recorded during December (completed December 18th).

### Recording

Recording was carried out in conjunction with the adjacent Toolachee Block Giles-TOO survey. During November 115.5 km of 12-fold vibroseis was recorded by SSL Party 1 for a daily average of 10.5 km. Large sandhills in the Dunoon area slowed production. 74.175 km was recorded from December 1st - 4th and December 19th - 22nd. The recording was then suspended until late January 1984 (118.3 km remaining).

# 1983 SEISMIC SUMMARY - MURTA BLOCK

December 31 ,1983

| ROGRAMME | FIRM BUDGET | | NOPE | TO DATE | DEC | REMAIN | TOTAL | FORECAST | COMMENTS |
|---|---|---|---|---|---|---|---|---|---|
| iles-MUR | 300 km | $ 900,000 | $ 780,000 | 190 | 74 | 118 | 308 | $ 687,000 | Commenced Nov 19<br>Suspended Dec 22<br>SSL V/s, 12 fold<br>Average 10 KPD |

# RECORDING STATISTICS

DELHI PETROLEUM PTY. LTD.

| NOV 1983 | SEISMIC SURVEY MONTHLY REPORT | BLOCK GRAY-GILES<br>PROSPECT INNAMINCKA HURTZEE NAPACOONGEE | CONTRACTOR: SSL<br>PARTY No.: 261<br>PARTY CHIEF: C. WHEATCROFT |
|---|---|---|---|

## COMMENTS

Briefly indicate - The operations and changes in technique
The difficulties and problems encountered
The results obtained and their quality
All remarkable dates

## PARAMETERS

Record Length 16 seconds

Sample Rate 4 ms

Filters 8 Hz, 12 dB/oct — 90 Hz, 72 dB/oct

Recording Channels 96

Spread Geometry 1940 - 60 - 0 - 60 - 1940 (1-11th)
1893.75 - 131.25 - 0 - 131.25 - 1893.75 (13-30th)

Geophones and Array SM4 10Hz 12 phones in line 6m spacing

Station Interval 40m (1-11th)
37.5m (13-30th)

Source Interval 80 m (1-11th)
75 m (13-30th)

Coverage 12 fold

Source 3 Y400 BBV FAILING MOUNTED ON INTERNATIONAL 6x6 TRUCKS.

Source Location CENTRED ON MID POINT BETWEEN PEGS.

Vibrator Geometry, Move Up 3 UIBS 14 m SPACING 5m MOVEUPS (1-11th)
3 UIBS 14m SPACING 4·7m MOVEUPS (13-30th)

Sweeps and Frequency 12 Hz - 84 Hz, 12 secs 8 SWEEPS PER V.P.

Linear Taper 0·25 sec COSINE TAPER

Drive Level .....

## REMARKS & DIAGRAMS

NOV 1983..

# SEISMIC SURVEY MONTHLY REPORT

BLOCK GILES
MUDALEE - ULANDI.
PROSPECT WANCOOCHA
DUNOON - KAMBAIE
MURTOOL

CONTRACTOR : SSL.
PARTY No : 261
PARTY CHIEF : C. WHEATCROFT.

| DATE | SURVEY | | | | | | REMARKS |
|---|---|---|---|---|---|---|---|
| | CHAINED | | LEVELLED | | REDUCED | | |
| | LINES | KM | LINES | KM | LINES | KM | |
| 1 | | | | | | | CAMP MOVE (HEAVY RAIN CAUSED DELAY AT |
| 2 | | | | | | | " " TWAMINKA) |
| 3 | SAD | 2·51 | — | — | | | |
| 4 | SAD SAC | 11·5875 | SAD SAC | 10·95 | | | |
| 5 | SAB | 12·9375 | SAC SAB | 11·8125 | | | |
| 6 | SAE | 8·675 | SAB | 4·275 | | | |
| 7 | SAF SAG SAH | 21·7875 | | | | | |
| 8 | | | SAF | 2·25 | | | NO CHAINING - DUST STORMS |
| 9 | SAZ SBA | 10·2 | SAF SAG SAH SAE | 25·725 | | | |
| 10 | SBB SAW SAC | 12·299 | SAE | 5·2875 | | | |
| 11 | SBC SAY SAX | 11·1375 | SAW SAZ SBA SBC | 20·325 | | | |
| 12 | SAY SBS | 9·975 | SAY SAX SBA | 20·2875 | | | |
| 13 | SBS SBM | 12·7125 | SBS | 12·00 | | | |
| 14 | SBM SBR | 10·5750 | SBS | 5·7375 | | | |
| 15 | SBM SBN SBR | 10·125 | SBM SBR | 12·9375 | | | |
| 16 | SBN SBM SBR | - 12·4400 | SBR SBN | 14·175 | | | |
| 17 | SBP | 4·8375 | SBR | 3·75 | | | |
| 18 | SBP SBT | 8·2875 | SBP. SBM SBR. SBT | 14·51 | | | |
| 19 | SBP SBQ | 12·45 | SBP | 4·3875 | | | |
| 20 | SBP SBQ | 8·1 | | | | | |
| 21 | SBQ | 2·25 | SBP SBQ | 16·725 | | | |
| 22 | SCP | 2·5875 | SBQ | 3·7875 | | | |
| 23 | SCP SCS | 13·4625 | SCP | 8·025 | | | |
| 24 | SCQ SCP | 13·8750 | SCS | 7·95 | | | |
| 25 | SCP SCX SCR | 9·0375 | SCR | 5·775 | | | |
| 26 | SCW SCT | 15·300 | SCQ. SCP SCR SCX | 17·2125 | | | |
| 27 | SCT | 3·525 | SCW | 11·25 | | | |
| 28 | SCT SCZ | 3·375 6·4875 | SCT SCZ | 4·475 | | | |
| 29 | SCT SCY | 1·5375 7·0125 | SCT SCY | 11·5125 | | | |
| 30 | SOA SOB | 5·700 8·400 | | | | | |
| 31 | | | | | | | |
| TOTAL | | 279·30 | | 265·1225 | | | |

PROSPECTS CLOSED & COMPLETED Mudalea, Ulandi, Wancoocha, Dunoon Kamaie Murtool, Kobani.

COMPILED BY : C.U.K. Wheatcroft.
POSITION : P.C.

# DELHI PETROLEUM PTY. LTD.

| DEC 1983 | SEISMIC SURVEY MONTHLY REPORT | BLOCK TOOLACHER & MUNTA PROSPECT | CONTRACTOR: S.S.L.<br>PARTY No.: 261<br>PARTY CHIEF: C.V.K. WHEATLEY |
|---|---|---|---|

## COMMENTS

Briefly indicate - The operations and changes in technique
The difficulties and problems encountered
The results obtained and their quality
All remarkable dates

## PARAMETERS

Record Length 4 SEC. CORRELATED  Sample Rate 4 mSEC.

Filters 8 Hz 12 dB/oct, 90 Hz 72 dB/oct  Recording Channels 96

Spread Geometry 1893.75 - 131.25 - 0 - 131.25 - 1893.75

Geophones and Array IN LINE, 4 - SPACED

Station Interval 37.5 m  Source Interval 150 m

Coverage 1200% - 4800%

Source 3 x Y1100BBV FAILING VIBRATORS

Source Location ~~STATION~~ MID POINT

Vibrator Geometry, Move Up 3 VIBS IN LINE, 4.7 m (1200%) - 7.5 m (2400%)

Sweeps and Frequency 12 SEC SWEEPS, 10 - 85 Hz.

~~Linear~~ Taper COSINE

Drive Level 60%

## REMARKS & DIAGRAMS

# DELHI PETROLEUM PTY. LTD.

DELHI

DEC 1983

## SEISMIC SURVEY MONTHLY REPORT

BLOCK MURTA & TOOLACHEE
PROSPECT DUNOON, MALLA MURTOOL, KIWARRILLA, TILPAREE, BARCOOLOO, KUMBARIE

CONTRACTOR: S.S.L.
PARTY No: 261
PARTY CHIEF: C.V.K. WUERTHNER

| DATE | RECORDING LINE | STATIONS | No. OF STNS. | SURF. COVER KM. | PROFILES (VP's) | DATA QUALITY | HOURS REC'D. | HOURS TRAVEL | TOTAL CHARGE | STAND BY / DOWN | WAIT FOR SHOTS. | OPERATIONAL FACTORS AFFECTING PRODUCTION |
|---|---|---|---|---|---|---|---|---|---|---|---|---|
| 1 | SBR | 188 - 526 | 338 | 12.675 | 85 | G | 10:35 | 0:55 | 11:30 | | 0:30 | CAMP MOVE 1200 ft |
| 2 | SCP<br>SCQ | 434 - 200<br>200 - 264 | 234<br>64 | 8.775<br>2.40 | 59<br>17 | G | 10:20 | 1:10 | 11:30 | | 1:40 | " |
| 3 | SCQ<br>SCR | 264 - 406<br>400 - 200 | 142<br>200 | 5.325<br>7.50 | 34<br>51 | F.G. | 10:45 | 0:45 | 11:30 | | 0:30 | " |
| 4 | SCS<br>SCT | 200 - 412<br>200 - 248 | 212<br>58 | 7.95<br>2.175 | 54<br>58 | G. | 9:10 | 0:50 | 10:00 | 1:15 | 0:45 | 1200 ft<br>SCT 4800 |
| 5 | SCY<br>SCZ | 258 - 387<br>373 - 260 | 129<br>113 | 4.8375<br>4.230 | 129<br>56 | G. | 10:20 | 0:35 | 10:55 | | | 2400 |
| 6 | SCZ<br>SCW | 260 - 200<br>500 - 280 | 60<br>220 | 2.250<br>8.250 | 31<br>143 | F.G. | 10:45 | 0:30 | 11:15 | 0:15 | | |
| 7 | SCW<br>SCT | 280 - 200<br>200 - 400 | 80<br>200 | 3.000<br>7.500 | 40<br>101 | F | 11:15 | 0:30 | 11:45 | | 1:05 | |
| 8 | SCT<br>SCX | 400 - 533<br>387 - 200 | 133<br>187 | 4.980<br>7.025 | 66<br>94 | F.G. | 10:25 | 0:40 | 11:05 | | 1:00 | |
| 9 | SDA<br>SDD | 100 - 252<br>100 - 248 | 152<br>148 | 5.700<br>5.550 | 77<br>75 | G. | 10:05 | 1:30 | 11:35 | | | |
| 10 | SDC<br>SDB | 100 - 248<br>324 - 100 | 149<br>224 | 5.55<br>8.40 | 75<br>113 | G. | 10:20 | 1:20 | 11:40 | | | |
| 11 | SDF<br>SDG | 100 - 270<br>273 - 179 | 170<br>94 | 6.375<br>3.525 | 86<br>48 | G | 9:35 | 1:55 | 11:30 | | | CAMP MOVE TO TILPAREE |
| 12 | SDG<br>SDE<br>SDJ | 179 - 100<br>270 - 100<br>100 - 138 | 79<br>170<br>38 | 2.925<br>6.375<br>1.425 | 39<br>86<br>20 | G. | 9:15 | 0:50 | 10:05 | 1:05 | | SEARCH FAULT SURVEY CONTRO |
| 13 | SDJ<br>SDH | 138 - 246<br>273 - 100 | 108<br>173 | 4.05<br>6.487 | 54<br>87 | G | 9:50 | 1:00 | 10:50 | | 1:20 | |
| 14 | SDK<br>SDL | 277 - 100<br>206 - 100 | 177<br>106 | 6.637<br>3.975 | 89<br>54 | G. | 10:15 | 0:35 | 10:50 | | | |
| 15 | SDM<br>SDP | 100 - 206<br>366 - 151 | 106<br>215 | 3.975<br>8.062 | 54<br>111 | G. | 10:20 | 0:25 | 10:45 | | | 2 VIBS 31 V.P.s. |
| 16 | SDP<br>SDN | 151 - 100<br>100 - 366 | 51<br>266 | 1.912<br>9.975 | 25<br>135 | G. | 9:50 | 0:55 | 10:45 | | | |
| 17 | SDR<br>SDQ | 100 - 312<br>313 - 261 | 212<br>52 | 7.95<br>1.95 | 106<br>27 | G. | 9:55 | 1:05 | 11:00 | | | |
| 18 | SDQ | 261 - 100 | 161 | 6.030 | 80 | G. | 9:30 | 1:00 | 10:30 | | | I-TEST P.M. 4 Lns. |
| 19 | SDS | 200 - 348 | 148 | 5.55 | 38 | G | 7:55 | 3:00 | 10:55 | 0:20 | | LONG LINE MOVE. CAMP SHIFT TO KUMBARIE 1200 |
| 20 | SDS<br>SDT | 348 - 502<br>310 - 200 | 154<br>110 | 5.775<br>4.125 | 38<br>28 | G | 8:45 | 1:00 | 9:45 | 1:00 | | CABLE TRUCK FAN COWL BROKE |
| 21 | SDW<br>SDX | 348 - 200<br>320 - 200 | 148<br>120 | 5.55<br>4.50 | 38<br>31 | G | 9:25 | 1:00 | 10:25 | 0:10 | | F.Y CABLE TRUCK.<br>2 VIBS FOR 6 V.P.'s |
| 22 | SEA | 310 - 200 | 110 | 4.125 | 28 | G | 4:30 | 1:00 | 5:30 | | | LAST LINE COMPLETED. |
| 23 | | | | | | | | | | | | MAIN CAMP TO MOOMBA. |
| 24 | | | | | | | | | | | | |
| 25 | | | | | | | | | | | | |
| 26 | | | | | | | | | | | | |
| 27 | | | | | | | | | | | | |
| 28 | | | | | | | | | | | | |
| 29 | | | | | | | | | | | | |
| 30 | | | | | | | | | | | | |
| 31 | | | | | | | | | | | | |
| TOTAL | | | 6010 | 225.375 | 2659 | | 213.05 | 22:30 | 235:35 | 4:05 | 6:50 | |

KILOMETERS / WORK HOUR 1.05769

KILOMETERS / CHARGE HOUR 0.95667

# LINE CLEARANCE STATISTICS

# DELHI PETROLEUM PTY. LTD.

| Nov 1983. | SEISMIC SURVEY MONTHLY REPORT | BLOCK GILES<br>MUDALLE - ULANDI, PROSPECT WANCOOCHA<br>DUNDOON - KAMARIE, MURTAGH | CONTRACTOR: SSL<br>PARTY No.: 261<br>PARTY CHIEF: C. WHEATCROFT |
|---|---|---|---|

| DATE | LINE CLEARANCE | | | | | | | | | DOZER LEAD KM. | REMARKS |
|---|---|---|---|---|---|---|---|---|---|---|---|
| | CAT D8K | | | CAT D7G | | | CAT | | | | |
| | LINES | KMS | HOURS | LINES | KMS | HOURS | LINES | KMS | HOURS | | |
| 1 | SAB | 7.0 | 9 | SAD | 4.0 | 8½ | | | | 116.52 | |
| 2 | SAB | 6.0 | 8½ | SAD<br>SAC | 3.05<br>1.5 | 8½ | | | | 104.20 | |
| 3 | SAC | 2.0 | 11 | SAC | 3.5 | 9½ | | | | 93.75 | |
| 4 | SAE<br>SAH | 8.475<br>2.7 | 10 | SAF | 2.0 | 10 | | | | 92.0575 | |
| 5 | SAH<br>SAG | 5.0<br>4.0 | 11 | SAF | 3.5 | 5 | | | | 94.275 | |
| 6 | SAG | 4.288 | 10 | SAF | 3.5 | 10 | | | | 92.03 | |
| 7 | SAW | 1.6 | 9½ | SAZ | 2.0 | 9½ | | | | 107.0575 | |
| 8 | — | — | 8 | | | 8 | | | | 96.5775 | |
| 9 | SBA<br>SBW | 6.0<br>4.2 | 11½ | SAZ<br>SBB | 2.187<br>5.1 | 11½ | | | | | |
| 10 | SAX<br>SAC | 7.1<br>2.7 | 11 | SAY<br>SBC | 7.275<br>2.5 | 11 | | | | | |
| 11 | SBS | 9.0 | 11 | SBM | 2.5 | 11 | | | | | |
| 12 | SBS | 6.225 | 11 | SBM | 2.5 | 11 | | | | | |
| 13 | SBS<br>SBR | 2.512<br>2.512 | 12 | SBM | 3.963 | 11½ | | | | 105.452 | |
| 14 | SBR | 4.125 | 10 | SBN | 2.5 | 10½ | | | | 107.027 | |
| 15 | SBR | 6.5 | 11 | SBR | 2.7 | 11 | | | | | |
| 16 | SBR<br>SBP | 2.838<br>2.9 | 11 | SBN<br>SBT | 4.288<br>1.0 | 11 | | | | 108.677 | |
| 17 | SBP | 3.8 | 11 | SBT | 9.687 | 11 | | | | | |
| 18 | SBP | 4.812 | 10 | SBQ | 6.5 | 10½ | | | | | |
| 19 | SBP | 2.965 | 9½ | SBQ | 4.5 | 11 | | | | | |
| 20 | | | | SBQ | 3.5 | 9 | | | | 110.9645 | BROKEN DOWN - BEARINGS |
| 21 | | | | SBQ<br>SCP | 4.0 | 11½ | | | | | 9 HRS DOWN |
| 22 | SCS | 4.8 | 10½ | SCQ<br>SCS | 3.5<br>3.775 | 10 | | | | | |
| 23 | SCS<br>SCR | 3.15<br>3.5 | 11 | SCQ | 4.225 | 11 | | | | | |
| 24 | SCR | 4.0 | 10½ | SCX | 4.5 | 11 | | | | | |
| 25 | SCW | 5.2 | 11½ | SCX<br>SCT | 2.5<br>1.0 | 11 | | | | | |
| 26 | SCW | 6.057 | 11 | SCT | 5.0 | 11 | | | | 108.6395 | |
| 27 | SCZ | 5.0 | 11 | SCT | 2.3 | 11 | | | | | |
| 28 | SCZ<br>SCY | 1.487<br>4.50 | 11 | SCT | 3.5 | 11 | | | | | |
| 29 | SCY<br>SDB | 2.512<br>4.0 | 11½ | SCT<br>SDA | 1.687<br>2.0 | 11½ | | | | | |
| 30 | SDB<br>SDC | 4.4<br>5.0 | 11 | SDA<br>SDD | 3.7<br>1.0 | 11 | | | | 102.975 | |
| 31 | | | | | | | | | | | |
| TOTAL | | 82.868 | 298 | | 128.237 | 255.5 | | | | | |

TOTAL CLEARED / TOTAL HOURS 291.105/499

COMPILED BY: C.W.K. Wheatcroft

# DELHI PETROLEUM PTY. LTD.

| DEC 1983 | SEISMIC SURVEY MONTHLY REPORT | BLOCK Toolachee & Murta. PROSPECT Dunoon, Murtool, Mulla, Tilparee, Kinnarrick, Kobari, Barcoulloo, Kumbara | CONTRACTOR M&J Thomson PARTY No 261 PARTY CHIEF C.V.K. Wheatcroft |
|---|---|---|---|

LINE CLEARANCE

| ATE | CAT D8K | | | CAT D7G | | | CAT | | | DOZER LEAD KM | REMARKS |
|---|---|---|---|---|---|---|---|---|---|---|---|
| | LINES | KMS | HOURS | LINES | KMS | HOURS | LINES | KMS | HOURS | | |
| 1 | SDD | 0.5 | 10.5 | SDD | 4.5 | 10.5 | | | | | |
| 2 | SDF | 6.375 | 10 | SDE | 6.375 | 10 | | | | | |
| 3 | SDG<br>SDH | 6.487<br>3 | 12 | SDJ | 5.475 | 12 | | | | | |
| 4 | SDH<br>SDK | 3.487<br>3 | 12 | SDM | 3.975 | 12 | | | | | |
| 5 | SDK<br>SDP | 3.637<br>6.700 | 12 | SDL<br>SDQ | 3.975<br>1 | 12 | | | | | |
| 6 | SDP<br>SDN | 3.275<br>9.975 | 12 | SDQ | 6.987 | 12 | | | | | |
| 7 | SDR | 7.950 | 13 | SDR | AS FOR D8 | 13 | | | | | |
| 8 | SDZ | 3 | 11.5 | SDY | 4.5 | 12.5 | | | | | |
| 9 | SDZ | 10.6 | 12 | SDY | 9.625 | 12 | | | | | |
| 10 | SDZ | 6 | 12 | SDY<br>SDZ | 3.5<br>1 | 10.5 | | | | | |
| 11 | SDS | 4.5 | 12 | SDZ | 5 | 11 | | | | | |
| 12 | SDS<br>SDZ | 6.825<br>2 | 11.5 | SDZ | 1 | 6 | | | | | |
| 13 | SDZ | 10.8 | 12.5 | SDZ | 3.5 | 10.5 | | | | | |
| 14 | SDZ<br>SFH | 1<br>4 | 12 | SDX<br>SDW | 4.5<br>1 | 11 | | | | | |
| 15 | SFH | 7.2 | 12 | SDW<br>SEA | 4.550<br>1 | 10.5 | | | | | |
| 16 | SFH | 8.788 | 12.5 | SEA | 3.125 | 11.5 | | | | | |
| 17 | SFM | 9.375 | 12 | SDT | 4.125 | 12.5 | | | | | |
| 18 | SFL | 9.862 | 12 | SFK | 3.312 | 12.5 | | | | | |
| 19 | SFJ | 7.712 | 12.5 | SFK | 6.7 | 12.5 | | | | | |
| 20 | SFJ | 2 | 11.5 | — | - | 11.5 | | | | | 2 hrs work 9.5 hrs walk to Moomba |
| 21 | | | | | | | | | | | |
| 22 | | | | | | | | | | | |
| 23 | | | | | | | | | | | |
| 24 | | | | | | | | | | | |
| 25 | | | | | | | | | | | |
| 26 | | | | | | | | | | | |
| 27 | | | | | | | | | | | |
| 28 | | | | | | | | | | | |
| 29 | | | | | | | | | | | |
| 30 | | | | | | | | | | | |
| 31 | | | | | | | | | | | |
| TOTAL | | 48.048 | 237.5 | | 55.724 | 226 | | | | | |

TOTAL CLEARED / TOTAL HOURS 0.53 km/hr.

COMPILED BY: C.V.K. Wheatcroft

# WEATHERING RECORDING STATISTICS

# DELHI PETROLEUM PTY. LTD.

DEC 1983

## SEISMIC SURVEY MONTHLY REPORT

BLOCK Tooloonga & Murta
PROSPECT Dumoon, Murta, Mulga, Noonai, Kiwarrick, Tinamba, Balcombe, Kumbalia

CONTRACTOR ACE.
PARTY No :
PARTY CHIEF : C.V.K. Wheatcroft

| DRILL D23 | | | | | | | WEATHERING RECORDING | | | | | EXPLOSIVES | |
|---|---|---|---|---|---|---|---|---|---|---|---|---|---|
| LINE | UPHOLE | LINE | REF'N. | METRES | HOURS | REMARKS | LINE | UPHOLE | LINE | REF'N. | DETAILS & REMARKS | DETS. | BOOSTERS |
| SCQ | 5 | | | 210 | 11.5 | | SCQ | 4 | | | | 52 | 25 |
| SCR SCS | 5 - 1 | | | 252 | 11 | | SCQ SCR | - 5 | | | | 135 | 75 |
| SCS SCY | 5 - 2 | | | 252 | 11 | | SCR SCS SCY | 5 4 2 | | | | 108 | 60 |
| SCY SCZ SCA | 2 - 3 | | | 252 | 11 | | SCY SCZ | 4 2 | | | | 99 | 55 |
| SCT | 6 | | | 252 | 11 | | SCZ SCA SCX | 3 3 | (14) | | | 81 | 45 |
| SDB SDC | 2 - 3 | | | 252 | 11.5 | | SDA SDD SDC SDB | 3 2 1 | (11) | | | 109 | 61 |
| SDX SDB | - 2 | | | 132 | 9.5 | | SDB SDX | 6 2 | | | | 72 | 41 |
| SDE SDC SDH | 3 - 1 | | | 210 | 12.5 | | SDE SDC SDX | 5 4 2 | | | | - | 60 |
| SDH SDZ SDK | 2 - 1 | | | 168 | 11.5 | | SDH SDZ SDK | 3 - 3 | | | | - | 15 |
| SDT SDL SDK | 2 2 1 | | | 210 | 13 | | SDK SDT SDL | 3 2 2 | | | | - | 45 |
| SDP | 4 | | | 168 | 9 | CAMP MOVE W7 DOWN | SDK SDT SDP | 1 3 4 | | | | 210 | 40 |
| SDN SDQ | - 4 | | | 210 | 9.5 | W7 DOWN | SDP SDN SDQ | 4 - 4 | | | | 72 | 65 |
| SDR SDN | 2 3 | | | 20 | 9.75 | W7 DOWN | SDQ SDR SDN | 4 2 1 | | | | 117 | 20 |
| - | - | | | - | 6 | CAMP MOVE. MULTIPLE BREAK-DOWNS. W7 DOWN | — | — | | | NO PRODUCTION - CAMP MOVE. | 36 | - |
| SDS | 2 | | | 96 | 4.25 | 5.75 W. STANDBY. PREWARNING - STRONG WINDS. W7 DOWN | SDS | 2 | | | STANDBY - STRONG WINDS, HOT AND DUSTY. | 23 | - |
| SDS | 4 | | | 168 | 9.5 | W7 DOWN | SDS SDN | 6 2 | | | | 99 | 55 |
| SDN SDX | 1 4 | | | 210 | 9.5 | W7 DOWN | SDN SDX SDT SEA | 4 - 1 | | | | 72 | 40 |
| | | | | | | | SDT | 3 | | | | 12 | - |
| | | | | | | | | | | | 27 DETS DESTROYED - LEADS TANGLED. | 27 | - |
| | 77 | | | 3252 | 176.75 | | | 145 | | | | 1324 | 702 |

| EXPLOSIVE | 1st DAY | CONSUMED | RECEIVED | 18TH DAY |
|---|---|---|---|---|
| DETS. | 3973 | 1324 | — | 2649 |
| BOOSTERS | W.G. 2481<br>D. 2806 | W.G. 702<br>D — | W.G. —<br>D. — | W.G. 1779<br>D. 2806 |

COMPILED BY :
C.V.K. Wheatcroft
POSITION

DELHI PETROLEUM PTY. LTD.

DEC 1983

# SEISMIC SURVEY MONTHLY REPORT

BLOCK Tookachee & Murta
PROSPECT Dundoo, Murtoo, Mulka, Mogani, Kilbarilla, Tilparee, Barcoola, Kumbarilla

CONTRACTOR A.G.E.
PARTY NO 261.
PARTY CHIEF C.V.K. Wheatley

| DATE | DRILL D20. LINE | UPHOLE | LINE | REF'N | METRES | HOURS | REMARKS | WEATHERING RECORDING LINE | UPHOLE | LINE | REF'N | DETAILS & REMARKS | EXPLOSIV DETS | BOOSTERS | ANZITE |
|---|---|---|---|---|---|---|---|---|---|---|---|---|---|---|---|
| 1 | - | - | | | - | - | WAITING FOR PARTS. | | | | | | | | |
| 2 | SDM | 3 | | | 126 | 5.5 | REPAIR RIG. START WORK AT 1.00pm. | | | | | | | | |
| 3 | SDM<br>SDL | 2<br>5 | | | 294 | 12 | | | | | | | | | |
| 4 | SDW<br>SDZ | 4<br>2 | | | 252 | 11.75 | 1 hr DOWN BROKEN BOLT IN PULL-DOWN CYLINDER | | | | | | | | |
| 5 | SDT<br>SDV<br>SDBB | -<br>3<br>2 | | | 252 | 10 | 1 hr BREAKDOWN. | | | | | | | | |
| 6 | SDBB<br>SDCC<br>SDD | -<br>-<br>2 | | | 252 | 11.5 | 1 hr. WATER WAIT | | | | | | | | |
| 7 | SDD<br>SDE | 2<br>1 | | | 126 | 9.25 | 2 ½ hrs WATER WAIT | | | | | | | | |
| 8 | SDE<br>SDG | 3<br>3 | | | 252 | 12.5 | | | | | | | | | |
| 9 | SDF<br>SDJ | 2<br>1 | | | 126 | 10 | | | | | | | | | |
| 10 | SDK | 5 | | | 210 | 12.5 | | | | | | | | | |
| 11 | SDP | 2 | | | 84 | 4.5 | RIG DOWN 4 hrs. | | | | | | | | |
| 12 | SDP<br>SDQ | 2<br>2 | | | 168 | 6.25 | R.G DOWN — WATER — FUEL | | | | | | | | |
| 13 | SDR<br>SDN | 3<br>2 | | | 210 | 9 | | | | | | | | | |
| 14 | - | - | | | - | - | CAMP MOVE - MULTIPLE BREAKDOWNS | | | | | | | | |
| 15 | SDS | 1 | | | 48 | 2.5 | 6.5 STUCK - PRELOADING - STRONG WINDS. | | | | | | | | |
| 16 | SDS<br>SDU | 1<br>2 | | | 120 | 8.5 | | | | | | | | | |
| 17 | SDL<br>SDH<br>SDT | 2<br>1<br>- | | | 168 | 8 | | | | | | | | | |
| 18 | SDT | 3 | | | 120 | 4 | | | | | | | | | |
| 19 | | | | | | | | | | | | | | | |
| 20 | | | | | | | | | | | | | | | |
| 21 | | | | | | | | | | | | | | | |
| 22 | | | | | | | | | | | | | | | |
| 23 | | | | | | | | | | | | | | | |
| 24 | | | | | | | | | | | | | | | |
| 25 | | | | | | | | | | | | | | | |
| 26 | | | | | | | | | | | | | | | |
| 27 | | | | | | | | | | | | | | | |
| 28 | | | | | | | | | | | | | | | |
| 29 | | | | | | | | | | | | | | | |
| 30 | | | | | | | | | | | | | | | |
| 31 | | | | | | | | | | | | | | | |
| TOTAL | | 67 | | | 2058 | 164.25 | | | | | | | | | |

| EXPLOSIVE | 1st DAY | CONSUMED | RECEIVED | DAY |
|---|---|---|---|---|
| DETS | | | | |
| BOOSTERS | | | | |
| ANZITE | | | | |

COMPILED BY
C.V.K. Wheatley
POSITION :
Party Chief.

# SURVEY STATISTICS

DELHI PETROLEUM PTY. LTD.

| NOV 1983.. | SEISMIC SURVEY MONTHLY REPORT | BLOCK GILES<br>MUDALEE - ULANDI.<br>PROSPECT WANCOOCHA<br>DUNOON - KAMARIE<br>MURTOOL | CONTRACTOR : SSL<br>PARTY No : 261<br>PARTY CHIEF : C. WHEATCROFT |
|---|---|---|---|

| DATE | SURVEY | | | | | | REMARKS |
|---|---|---|---|---|---|---|---|
| | CHAINED | | LEVELLED | | REDUCED | | |
| | LINES | KM | LINES | KM | LINES | KM | |
| 1 | | | | | | | CAMP MOVE (HEAVY RAIN CAUSED DELAY A |
| 2 | | | | | | | " " INNAMINKA) |
| 3 | SAD | 2·51 | — | — | | | |
| 4 | SAD<br>SAC | 11·5875 | SAD<br>SAC | 10·95 | | | |
| 5 | SAB | 12·9375 | SAC<br>SAB | 11·8125 | | | |
| 6 | SAE | 8·475 | SAB | 4·275 | | | |
| 7 | SAF<br>SAG<br>SAH | 21·7875 | | | | | |
| 8 | | | SAF | 2·25 | | | NO CHAINING - DUST STORMS |
| 9 | SAZ<br>SBA | 10·2 | SAF SAG<br>SAH SAE | 25·725 | | | |
| 10 | SBB<br>SAW<br>SBC | 12·299 | SAE | 5·2875 | | | |
| 11 | SBC SAY<br>SAX | 14·1375 | SAW SAZ<br>SBB SBC | 20·325 | | | |
| 12 | SAY<br>SBS | 9·975 | SAY SAX<br>SBA | 20·2875 | | | |
| 13 | SBS<br>SBM | 12·7125 | SBS | 12·00 | | | |
| 14 | SBM<br>SBR | 10·5750 | SBS | 5·7375 | | | |
| 15 | SBM SBN<br>SBR | 10·125 | SBM<br>SBR | 12·9375 | | | |
| 16 | SBN SBM<br>SBR | -<br>12·1400 | SBR<br>SBN | 14·175 | | | |
| 17 | SBP | 4·8375 | SBR | 3·75 | | | |
| 18 | SBP<br>SBT | 8·2875 | SBP. SBM<br>SBR. SBT | 14·51 | | | |
| 19 | SBP<br>SBQ | 12·45 | SBP | 4·3875 | | | |
| 20 | SBP<br>SBQ | 8·1 | | | | | |
| 21 | SBQ | 2·25 | SBP<br>SBQ | 16·725 | | | |
| 22 | SCP | 2·5875 | SBQ | 3·7875 | | | |
| 23 | SCP<br>SCS | 13·1625 | SCP | 8·025 | | | |
| 24 | SCQ<br>SCR | 13·8750 | SCS | 7·95 | | | |
| 25 | SCP<br>SCX SCR | 9·0575 | SCR | 5·775 | | | |
| 26 | SCW<br>SCT | 15·300 | SCQ. SCP<br>SCR. SCX | 17·2125 | | | |
| 27 | SCT | 3·525 | SCW | 11·25 | | | |
| 28 | SCT<br>SCZ | 3·375<br>6·4875 | SCT<br>SCZ | 4·475 | | | |
| 29 | SCT<br>SCY | 1·5375<br>7·0125 | SCT<br>SCY | 11·5125 | | | |
| 30 | SDA<br>SOB | 5·700<br>8·400 | | | | | |
| 31 | | | | | | | |
| TOTAL | | 279·30 | | 265·1225 | | | |

PROSPECTS CLOSED & COMPLETED Mudalee, Ulandi, Wancoocha, Dunoon Kamarie

COMPILED BY : C.U.K. Wheatcroft

# DELHI PETROLEUM PTY. LTD.

DELHI

DEC 1983.

## SEISMIC SURVEY MONTHLY REPORT

BLOCK: Toolachee & Murta
PROSPECT: Dawson, Munnoo, Mulka, Moore, Kiwarrie, Arcoona, Tirrawarra, Bargouidie, Kumbatta

CONTRACTOR: S.S.L.
PARTY No: 261.
PARTY CHIEF: C.V.K. Wheeler

| DATE | SURVEY | | | | | | REMARKS |
|---|---|---|---|---|---|---|---|
| | CHAINED | | LEVELLED | | REDUCED | | |
| | LINES | KM. | LINES | KM | LINES | KM | |
| 1 | SDC<br>SDD | 11.10 | SDA, SDB<br>SDC, SDD | 25.2 | | | |
| 2 | | | | | | | HEAVY RAIN, CAMP MOVE TO TIRRAWARRA |
| 3 | SDF<br>SDE | 6.375<br>3.750 | SDF | 6.375 | | | |
| 4 | SDE<br>SDJ<br>SDH | 2.6250<br>5.4750<br>5.7500 | SDE<br>SDJ | 6.375<br>2.1375 | | | |
| 5 | SDH<br>SDG<br>SDK | 2.7375<br>6.4875<br>4.0125 | SDJ<br>SDH<br>SDG | 3.3375<br>6.4875<br>6.4875 | | | |
| 6 | SDK<br>SDL<br>SDM | 2.6250<br>3.9750<br>3.9750 | SDK<br>SDL<br>SDM | 6.6375<br>3.975<br>3.975 | | | |
| 7 | SDN<br>SDP<br>SDQ<br>SDA | 35.8875 | | | | | |
| 8 | | | SDP<br>SDQ<br>SDA | 25.9125 | | | |
| 9 | SDZ | 11.325 | SDN | 9.975 | | | |
| 10 | SDZ<br>SDY | 14.325 | SDZ | 13.575 | | | |
| 11 | SDJ<br>SDY<br>SDZ | 4.5750<br>1.6250<br>1.6500 | SDY<br>SDZ | 19.05 | | | |
| 12 | SDZ<br>SDS | 4.6500<br>6.7500 | SDS<br>SDZ | 11.5500 | | | |
| 13 | SDZ | 6.825 | SDJ<br>SDZ | 9.00 | | | |
| 14 | SDZ<br>SDX | 15.5250 | SDZ | 13.575 | | | |
| 15 | SDW<br>SFH | 5.55<br>6.075 | SDX<br>SFH | 4.50<br>2.5875 | | | |
| 16 | SFH<br>SEA | 13.050 | SDW<br>SFH | 13.1625 | | | |
| 17 | SDT<br>SFH | 4.1250<br>4.9875 | SFH<br>SEA | 9.7875<br>4.1250 | | | |
| 18 | SFM<br>SFL | 9.3750<br>9.8625 | SDT<br>SFM<br>SFL | 4.1250<br>9.3750<br>7.3375 | | | |
| 19 | SFK<br>SFJ | 11.5875 | SFL<br>SFK | 12.6375 | | | |
| 20 | SFJ | 7.8 | SFJ | 9.375 | | | |
| 21 | | | | | | | |
| 22 | | | | | | | |
| 23 | | | | | | | |
| 24 | | | | | | | |
| 25 | | | | | | | |
| 26 | | | | | | | |
| 27 | | | | | | | |
| 28 | | | | | | | |
| 29 | | | | | | | |
| 30 | | | | | | | |
| 31 | | | | | | | |
| TOTAL | | 236 4420 | | 250 5375 | | | |

PROSPECTS CLOSED & COMPLETED .....

COMPILED BY: C.V.K. Wheeler

1983 Giles-MUR Seismic Survey

Data for 7 lines in Wancoocha, 7 lines in Dunoon and 4 lines in Larow has been sent to GSI for processing. Field computed upholes statics were checked and sent to the processor in the last week of December.

The processing test location has been chosen on 83-SBA in Wancoocha.

Data has been received for five of the seven lines in Kumbarie and statics will be available in the third week of January.

Lines 83-SDY and 83-SDZ have not been recorded.

## SYMBOLS USED

NLINE : Line name (YY-XXXX)
BCODE : Block code
CNTDA : Current Data? (Y/N)
DPROC : Data at processor (DD/MM/YY)
SPROC : Statics at processor (DD/MM/YY)
BSTAK : Brute stack received (30)(DD/MM/YY)
PSTAK : Preliminary stack (60)(DD/MM/YY)
FINAL : Final stack (130)(DD/MM/YY)
NFILM : Film-normal polarity(140)(DD/MM/YY)
DISTD : Finals distributed (DD/MM/YY)

DD/MM/YY : Current Data
DD-MM-YY : Projected Data

MURTA BLOCK STATUS REPORT

| NLINE | BCODE | CNTDA | DPROC | SPROC | BSTAK | PSTAK | FINAL | NFILM | DISTD |
|---|---|---|---|---|---|---|---|---|---|
| 83-SAW | MUR | Y | 29/11/83 | 22/12/83 | 18-01-84 | 01-02-84 | 22-02-84 | 19-03-84 | 16-04-84 |
| 83-SAX | MUR | Y | 02/12/83 | 22/12/83 | 18-01-84 | 01-02-84 | 22-02-84 | 19-03-84 | 16-04-84 |
| 83-SAY | MUR | Y | 29/11/83 | 22/12/83 | 18-01-84 | 01-02-84 | 22-02-84 | 19-03-84 | 16-04-84 |
| 83-SAZ | MUR | Y | 29/11/83 | 22/12/83 | 18-01-84 | 01-02-84 | 22-02-84 | 19-03-84 | 16-04-84 |
| 83-SBA | MUR | Y | 29/11/83 | 22/12/83 | 18-01-84 | 01-02-84 | 22-02-84 | 19-03-84 | 16-04-84 |
| 83-SBB | MUR | Y | 29/11/83 | 22/12/83 | 18-01-84 | 01-02-84 | 22-02-84 | 19-03-84 | 16-04-84 |
| 83-SBC | MUR | Y | 29/11/83 | 22/12/83 | 18-01-84 | 01-02-84 | 22-02-84 | 19-03-84 | 16-04-84 |
| 83-SBM | MUR | Y | 08/12/83 | 22/12/83 | 18-01-84 | 01-02-84 | 22-02-84 | 19-03-84 | 16-04-84 |
| 83-SBN | MUR | Y | 05/12/83 | 22/12/83 | 18-01-84 | 01-02-84 | 22-02-84 | 19-03-84 | 16-04-84 |
| 83-SBP | MUR | Y | 02/12/83 | 22/12/83 | 18-01-84 | 01-02-84 | 22-02-84 | 19-03-84 | 16-04-84 |
| 83-SBQ | MUR | Y | 02/12/83 | 22/12/83 | 18-01-84 | 01-02-84 | 22-02-84 | 19-03-84 | 16-04-84 |
| 83-SBR | MUR | Y | 05/12/83 | 22/12/83 | 18-01-84 | 01-02-84 | 22-02-84 | 19-03-84 | 16-04-84 |
| 83-SBS | MUR | Y | 02/12/83 | 22/12/83 | 18-01-84 | 01-02-84 | 22-02-84 | 19-03-84 | 16-04-84 |
| 83-SBT | MUR | Y | 02/12/83 | 22/12/83 | 18-01-84 | 01-02-84 | 22-02-84 | 19-03-84 | 16-04-84 |
| 83-SCP | MUR | Y | 05/12/83 | 28/12/83 | 18-01-84 | 01-02-84 | 22-02-84 | 19-03-84 | 16-04-84 |
| 83-SCQ | MUR | Y | 05/12/83 | 28/12/83 | 18-01-84 | 01-02-84 | 22-02-84 | 19-03-84 | 16-04-84 |
| 83-SCR | MUR | Y | 05/12/83 | 28/12/83 | 18-01-84 | 01-02-84 | 22-02-84 | 19-03-84 | 16-04-84 |
| 83-SCS | MUR | Y | 05/12/83 | 28/12/83 | 18-01-84 | 01-02-84 | 22-02-84 | 19-03-84 | 16-04-84 |

12-JAN-84

DELHI PETROLEUM PTY LTD

# MURTA BLOCK STATUS REPORT

| AREA | LINE | NOVEMBER | DECEMBER | JANUARY | FEBRUARY | MARCH | APRIL |
|---|---|---|---|---|---|---|---|
| WANCOOCHA GILES PARTY 1 | 83-SAW | | DATA STATICS BRUTE | | PRELIM | FINAL | FILM |
| . | 83-SAX | | DATA STATICS BRUTE | | PRELIM | FINAL | FILM |
| . | 83-SAY | | DATA STATICS BRUTE | | PRELIM | FINAL | FILM |
| . | 83-SAZ | | DATA STATICS BRUTE | | PRELIM | FINAL | FILM |
| . | 83-SBA | | DATA STATICS BRUTE | | PRELIM | FINAL | FILM |
| . | 83-SBB | | DATA STATICS BRUTE | | PRELIM | FINAL | FILM |
| . | 83-SBC | | DATA STATICS BRUTE | | PRELIM | FINAL | FILM |
| DUNOON GILES PARTY 1 | 83-SBM | | DATA STATICS BRUTE | | PRELIM | FINAL | FILM |
| . | 83-SBN | | DATA STATICS BRUTE | | PRELIM | FINAL | FILM |
| . | 83-SBP | | DATA STATICS BRUTE | | PRELIM | FINAL | FILM |
| . | 83-SBQ | | DATA STATICS BRUTE | | PRELIM | FINAL | FILM |
| . | 83-SBR | | DATA STATICS BRUTE | | PRELIM | FINAL | FILM |
| . | 83-SBS | | DATA STATICS BRUTE | | PRELIM | FINAL | FILM |
| . | 83-SBT | | DATA STATICS BRUTE | | PRELIM | FINAL | FILM |
| LAROW GILES PARTY 1 | 83-SCP | | DATA STATICS BRUTE | | PRELIM | FINAL | FILM |
| . | 83-SCQ | | DATA STATICS BRUTE | | PRELIM | FINAL | FILM |
| . | 83-SCR | | DATA STATICS BRUTE | | PRELIM | FINAL | FILM |
| . | 83-SCS | | DATA STATICS BRUTE | | PRELIM | FINAL | FILM |
| | | NOVEMBER | DECEMBER | JANUARY | FEBRUARY | MARCH | APRIL |

# FIELD PROCESSING STATISTICS

DELHI PETROLEUM PTY. LTD.

DEC 1983

# SEISMIC SURVEY MONTHLY REPORT

BLOCK Tooncher & Mulga.
PROSPECT Dundoo, Mulga, Tilbarce, Hilarah, Rosia, Barkoolah, Kyalla

CONTRACTOR: S.S.L.
PARTY No.: 261
PARTY CHIEF: C.V.K. Wheatcroft

FIELD PROCESSING

| DATE | TAPES RCD | STATICS RCD | ELEV RCD | SUM DMX | BRUTE STACK | PRELIM STACK | FIELD FINAL | HRS SUM DMX | HRS CHARGE | HRS NO CHARGE | HRS DOWN | HRS OTH |
|---|---|---|---|---|---|---|---|---|---|---|---|---|
| 1 | SBR | | | | | SBM | SBM | 4 | 4 | 0 | 0 | 16 |
| 2 | SCP | | | SBR | SBR | SBR | SBR | 8 | 16 | - | - | |
| 3 | SCQ SCR | | | SCP | SCP | SCP | SCP | 7.5 | 14 | 0.5 | - | 2. |
| 4 | SCS | | | SCQ SCR | SCR SCQ | SCQ SCR | SCQ SCR | 6.0 | 14 | 1.0 | 1 | 2. |
| 5 | SCY | | | SCS | SCS | SCS | SCS | 8.0 | 9 | 4.0 | 3 | - |
| 6 | SCZ | | | SCY | SCY | SCY | SCY | 6.0 | 15 | 2.0 | 1 | - |
| 7 | SCW | | | SCZ | SCZ | SCZ | SCZ | 8.0 | 20 | 0 | 1 | - |
| 8 | SCT SCX | | | SCW | SCW | SCW | SCW | 8.0 | 14 | - | - | 2 |
| 9 | SDA SDD | | | SCT | | | | 12.0 | 7 | - | 4 | 1.0 |
| 10 | SDC SDD | | | SCX SDA SDD | | | | 15.75 | 6.5 | 1.25 | 0.5 | - |
| 11 | SDF | | | | SCT SCX SDA | | | 3.5 | 7.5 | 13 | 0 | 0 |
| 12 | SDG SDE | | | SDC SDD | SDD SDC | SCT | | 8 | 10.5 | 2 | 3.5 | 0 |
| 13 | SDE SDH | | | SDF SDG | SDB SDF SDG | SCX, SDA SDD, SDC | SCT | 12.5 | 10.5 | - | - | 1 |
| 14 | SDK SDL | | | SDJ SDH | SDE | SDD, SDG, SDF, SDE | | 6.5 | 16.5 | 1 | - | - |
| 15 | SDM SDP | | | SDK SDL | SDH SDL | SDJ SDH | SDB, SDC, SDD, SDF SDG | 7.5 | 15.5 | 1 | - | - |
| 16 | SDP SDM | | | SDP | SDK SDM | SDL SDK | SDE, SDJ SDH, SDL, SDK | .11 | 13 | - | - | - |
| 17 | SDR | | | SDP SDN | SDP SDN | SDP SDN. | | 9 | 10 | 4 | 1 | - |
| 18 | SDM | | | SDR SDM | SDM SDR | SDM | SDM | 7 | 12 | 5 | | |
| 19 | | | | | | SDR | SDR | | 2 | 22 | | |
| 20 | | | | | | | | | | | | |
| 21 | PROCESSED IN ADELAIDE PARTY 088 :- | | | | | | | | | | | |
| 22 | | | | | | | | | | | | |
| 23 | SDQ SDS | | | SDQ SDS | SDQ SDS | SDQ SDS | SDQ SDS | | | | | |
| 24 | SDT SDW | | | SDT SDU | SDT SDU | SDT SDU | SDT SDU | 21.5 | 32.5 | | | |
| 25 | SDX SEA | | | SDX SEA | SDX SEA | SDX SEA | SDX SEA | | | | | |
| 26 | | | | | | | | | | | | |
| 27 | | | | | | | | | | | | |
| 28 | | | | | | | | | | | | |
| 29 | | | | | | | | | | | | |
| 30 | | | | | | | | | | | | |
| 31 | | | | | | | | | | | | |
| TOTAL | | | | | | | | 165.75 | 249.5 | 29.75 | 15.0 | 24 |

COMPILED BY: C.V.K. Wheatcroft
POSITION: Party Chief

# MURTA BLOCK, PEL 5 & 6 S.A.

## EXPLORATION REPORT

## MARCH, 1984

Contents

1. Seismic Acquisition
2. Seismic Processing

Distribution (13)

Delhi (7) - R.J.S. Hollingsworth
O.W. Nugent
J.T. Frazer
SA1 (MPM)
J. Hughes
J.H. Allen
Library

Santos (2)
Vamgas
SAOGC
Hartogen
South Australian Department of Mines

RECEIVED
9 MAY 1984
DEPT. OF MINES AND ENERGY SECURITY
4886

# SEISMIC ACQUISITION

## Giles-MUR Seismic Survey

### Summary

130 km of vibroseis was recorded from 11th to 25th February completing the Giles Seismic Survey. Dozing was previously completed. Drilling was commenced on 10th and completed on 26th.

### Line Clearance

Previously completed although one machine was required for cleanup and detours after the rain.

### Surveying

Previously completed.

### Drilling

Drilling commenced on 9th February and 84 holes for 3612 metres were drilled and recorded to complete the survey by 26th February.

### Recording

129.53 km of 1200% vibroseis was recorded for a daily average of 8.6 km. Many detours around water on the lines from the rain slowed progress.

## 1984 Hogarth-MUR Seismic Survey

### Summary

Recording is expected to commence early April.

## 1984 SEISMIC EXPENDITURE TABLE

MARCH, 1984

| Status | NOPE | Survey | Budget | NOPE | Forecast |
|---|---|---|---|---|---|
| Base | 1342 | Hogarth-MUR | 840,000 | 990,000 | 990,000 |

## 1984 SEISMIC ACQUISITION TABLE (km)

| Survey | Budget | Forecast Final | This Month | To Date | Forecast Remaining |
|---|---|---|---|---|---|
| Hogarth-MUR | 300 | 353 | 0 | 0 | 353 |

1983 PROGRAMME

BLOCK: MURTA

SURVEY: GILES-MUR

| Wancoocha | | km |
|---|---|---|
| 83-SAW | 170-323 | 5.738 |
| 83-SAX | 200-387 | 7.013 |
| 83-SAY | 200-394 | 7.275 |
| 83-SAZ | 200-312 | 4.200 |
| 83-SBA | 200-360 | 6.000 |
| 83-SBB | 200-337 | 5.138 |
| 83-SBC | 200-340 | 5.250 |
| | | 40.614 |
| **Dunoon** | | |
| 83-SBM | 100-339 | 8.963 |
| 83-SBN | 100-353 | 9.488 |
| 83-SBP | 100-473 | 13.987 |
| 83-SBQ | 100-512 | 15.450 |
| 83-SBR | 100-526 | 15.975 |
| 83-SBS | 100-573 | 17.737 |
| 83-SBT | 100-273 | 6.487 |
| | | 88.087 |
| **Larow-Kambora-Kumbarie** | | |
| 83-SCP | 200- 434 | 8.775 |
| 83-SCQ | 200- 406 | 7.725 |
| 83-SCR | 200- 400 | 7.500 |
| 83-SCS | 200- 412 | 7.950 |
| 83-SDS | 200- 502 | 11.325 |
| 83-SDT | 200- 310 | 4.125 |
| 83-SDW | 200- 348 | 5.550 |
| 83-SDX | 200- 320 | 4.500 |
| 84-SDY | 200- 670 | 17.625 |
| 84-SDZ | 200-1206 | 37.725 |
| 83-SEA | 200- 310 | 4.125 |
| | | 116.925 |
| **Murteree Ridge-Arcoona Fault** | | |
| 84-SFH | 200-733 | 19.988 |
| 84-SFJ | 200-459 | 9.713 |
| 84-SFK | 200-467 | 10.013 |
| 84-SFL | 147-463 | 11.850 |
| 84-SFM | 147-450 | 11.363 |
| 84-SJQ | 200-546 | 12.975 |
| | | 75.902 |
| Giles-MUR Total | | 321.575 |

# 1984 PROGRAMME

BLOCK MURTA — SURVEY: HOGARTH-MUR

## Milpera - Chidlee

| | | |
|---|---|---|
| 84-SJK | 200-1190. | 37.125 km |
| 84-SJL | 200-500 | 11.250 km |
| 84-SJM | 200-854 | 24.525 km |
| 84-SJN | 200-506 | 11.475 km |
| 84-SJP | 200-492 | 10.950 km |
| | | 95.325 km |

## Warra Regional

| | | |
|---|---|---|
| 84-SJH | 200-1140 | 35.250 km |
| 84-SJJ | 200-1096 | 33.600 km |
| 84-SHZ | 200-590 | 14.625 km |
| 84-SHX | 200-1192 | 37.200 km |
| | | 120.673 km |

## Boxwood - Pando

| | | |
|---|---|---|
| 84-SJA | 200-376 | 6.600 km |
| 84-SJB | 200-330 | 4.875 km |
| 84-SJC | 200-312 | 4.200 km |
| 84-SJD | 200-322 | 4.575 km |
| 84-SJE | 200-322 | 4.575 km |
| 84-SJF | 200-312 | 4.200 km |
| 84-SJG | 200-312 | 4.200 km |
| 84-SHY | 200-368 | 6.300 km |
| | | 39.525 km |

## Muteroo - Spencer

| | | |
|---|---|---|
| 84-SJR | 200-426 | 8.475 km |
| 84-SHM | 200-440 | 9.000 km |
| 84-SHN | 200-472 | 10.200 km |
| 84-SHP | 200-480 | 10.500 km |
| 84-SHQ | 200-498 | 11.175 km |
| 84-SHR | 200-634 | 16.275 km |
| 84-SHS | 200-480 | 10.500 km |
| 84-SHT | 200-608 | 15.300 km |
| 84-SHW | 200-372 | 6.450 km |
| | | 97.875 km |

1984 HOGARTH-MUR TOTAL 353.400 km

MURTA BLOCK - LINE INDEX MAP 1983/1984

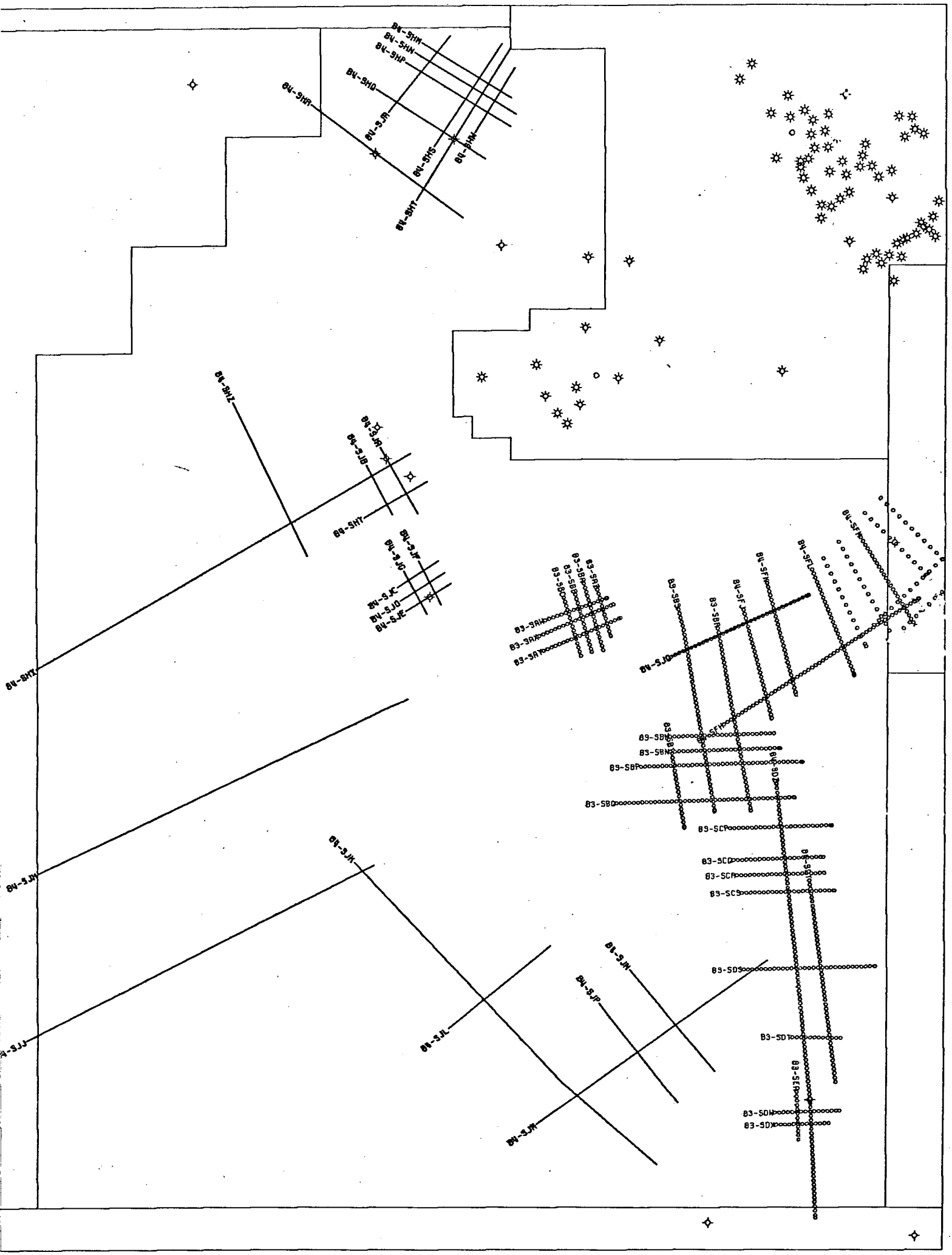


1983/84 GILES-MUR

1984 HOGARTH-MUR

# SEISMIC PROCESSING

Summary

130.1 stacks were received for all lines in early March. Intersection ties were checked with most tying between zero and four milliseconds with none exceeding eight milliseconds.

## 1983/1984 Giles-MUR Seismic Survey

### Wancoocha

All lines have been approved for filming. Final stacks have a 100 ms operator, 32 ms gap DAS and a single window equalisation instead of the power scaling chosen from the test sequence.

### Dunoon - Larow - Kambarie

A poor response to stacks from residual statics and a lack of continuity of events throughout the length of stacks prompted an investigation of the auto-static parameters used by GSI. Tests on 83-SBM and 83-SDS gave no marked improvement in the stacks, though GSI have now revised their methods of determining design gates.

An additional DBS test on 83-SBM to test whether the deconvolution is the cause of the poor stacks shows that the spiking deconvolution chosen in the original test sequence is still the best choice. A DAS trial on the whole of 83-SBM was also run. As with Wancoocha the power scaling after stack will be replaced by a single trace equalisation.

## Reprocessing

### Moonlight Flat (79-JSM, N, S, W)

Statics were recalculated using all available uphole information. The pre-stack parameters from 1984 processing will be used in initial stacks and the character of the stacks compared to 1984 data.

## SYMBOLS USED

NLINE : Line name (YY-XXXX)
BCODE : Block code
CNTDA : Current Data? (Y/N)
DPROC : Data at processor (DD/MM/YY)
SPROC : Statics at processor (DD/MM/YY)
BSTAK : Brute stack received (30)(DD/MM/YY)
PSTAK : Preliminary stack (60)(DD/MM/YY)
FINAL : Final stack (130)(DD/MM/YY)
NFILM : Film-normal polarity(140)(DD/MM/YY)
DISTD : Finals distributed (DD/MM/YY)

DD/MM/YY : Current Data
DD-MM-YY : Projected Data

MURTA BLOCK STATUS REPORT

| NLINE | BCODE | CNTDA | DPROC | SPROC | BSTAK | PSTAK | FINAL | NFILM | DISTD |
|---|---|---|---|---|---|---|---|---|---|
| 83-SAW | MUR | Y | 29/11/83 | 22/12/83 | 16/01/84 | 06/02/84 | 02/03/84 | 20-04-84 | 23-05-84 |
| 83-SAX | MUR | Y | 02/12/83 | 22/12/83 | 18/01/84 | 06/02/84 | 02/03/84 | 20-04-84 | 23-05-84 |
| 83-SAY | MUR | Y | 29/11/83 | 22/12/83 | 16/01/84 | 03/02/84 | 02/03/84 | 20-04-84 | 23-05-84 |
| 83-SAZ | MUR | Y | 29/11/83 | 22/12/83 | 18/01/84 | 03/02/84 | 02/03/84 | 20-04-84 | 23-05-84 |
| 83-SBA | MUR | Y | 29/11/83 | 22/12/83 | 16/01/84 | 23/01/84 | 20/03/84 | 20-04-84 | 23-05-84 |
| 83-SBB | MUR | Y | 29/11/83 | 22/12/83 | 16/01/84 | 09/02/84 | 02/03/84 | 20-04-84 | 23-05-84 |
| 83-SBC | MUR | Y | 29/11/83 | 22/12/83 | 16/01/84 | 06/02/84 | 02/03/84 | 20-04-84 | 23-05-84 |
| 83-SBM | MUR | Y | 08/12/83 | 22/12/83 | 03/02/84 | 09/02/84 | 20/03/84 | 27-04-84 | 23-05-84 |
| 83-SBN | MUR | Y | 05/12/83 | 22/12/83 | 06/02/84 | 09/02/84 | 02/03/84 | 27-04-84 | 23-05-84 |
| 83-SBP | MUR | Y | 02/12/83 | 22/12/83 | 03/02/84 | 09/02/84 | 02/03/84 | 27-04-84 | 23-05-84 |
| 83-SBQ | MUR | Y | 02/12/83 | 22/12/83 | 03/02/84 | 13/02/84 | 02/03/84 | 27-04-84 | 23-05-84 |
| 83-SBR | MUR | Y | 05/12/83 | 22/12/83 | 03/02/84 | 13/02/84 | 02/03/84 | 27-04-84 | 23-05-84 |
| 83-SBS | MUR | Y | 02/12/83 | 22/12/83 | 03/02/84 | 13/02/84 | 02/03/84 | 27-04-84 | 23-05-84 |
| 83-SBT | MUR | Y | 02/12/83 | 22/12/83 | 06/02/84 | 09/02/84 | 02/03/84 | 27-04-84 | 23-05-84 |
| 83-SCP | MUR | Y | 05/12/83 | 28/12/83 | 03/02/84 | 06/02/84 | 02/03/84 | 27-04-84 | 23-05-84 |
| 83-SCQ | MUR | Y | 05/12/83 | 28/12/83 | 03/02/84 | 06/02/84 | 02/03/84 | 27-04-84 | 23-05-84 |
| 83-SCR | MUR | Y | 05/12/83 | 28/12/83 | 03/02/84 | 09/02/84 | 02/03/84 | 27-04-84 | 23-05-84 |
| 83-SCS | MUR | Y | 05/12/83 | 28/12/83 | 06/02/84 | 09/02/84 | 02/03/84 | 27-04-84 | 23-05-84 |
| 83-SDS | MUR | Y | 05/01/84 | 08/02/84 | 13/02/84 | 17/02/84 | 02/03/84 | 23-04-84 | 23-05-84 |
| 83-SDT | MUR | Y | 05/01/84 | 01/02/84 | 13/02/84 | 29/02/84 | 02/03/84 | 23-04-84 | 23-05-84 |
| 83-SDW | MUR | Y | 05/01/84 | 01/02/84 | 13/02/84 | 29/02/84 | 02/03/84 | 23-04-84 | 23-05-84 |
| 83-SDX | MUR | Y | 05/01/84 | 01/02/84 | 09/02/84 | 17/02/84 | 02/03/84 | 23-04-84 | 23-05-84 |
| 83-SEA | MUR | Y | 05/01/84 | 01/02/84 | 09/02/84 | 17/02/84 | 02/03/84 | 23-04-84 | 23-05-84 |
| 84-SDY | MUR | Y | 01/03/84 | 15-04-84 | 30-04-84 | 11-05-84 | 25-05-84 | 15-06-84 | 30-06-84 |
| 84-SDZ | MUR | Y | 16/03/84 | 15-04-84 | 30-04-84 | 11-05-84 | 25-05-84 | 15-06-84 | 30-06-84 |
| 84-SFH | MUR | Y | 01/03/84 | 26/03/84 | 09-04-84 | 16-04-84 | 30-04-84 | 25-05-84 | 15-06-84 |
| 84-SFJ | MUR | Y | 01/03/84 | 26/03/84 | 13-04-84 | 27-04-84 | 11-05-84 | 25-05-84 | 15-06-84 |
| 84-SFK | MUR | Y | 01/03/84 | 26/03/84 | 13-04-84 | 27-04-84 | 11-05-84 | 25-05-84 | 15-06-84 |
| 84-SFL | MUR | Y | 01/03/84 | 26/03/84 | 13-04-84 | 27-04-84 | 11-05-84 | 25-05-84 | 15-06-84 |
| 84-SFM | MUR | Y | 01/03/84 | 26/03/84 | 09-04-84 | 16-04-84 | 30-04-84 | 25-05-84 | 15-06-84 |
| 84-SJQ | MUR | Y | 01/03/84 | 26/03/84 | 13-04-84 | 27-04-84 | 11-05-84 | 25-05-84 | 15-06-84 |

8-APR-84

DELHI PETROLEUM PTY LTD

# MURTA BLOCK STATUS REPORT PART 1

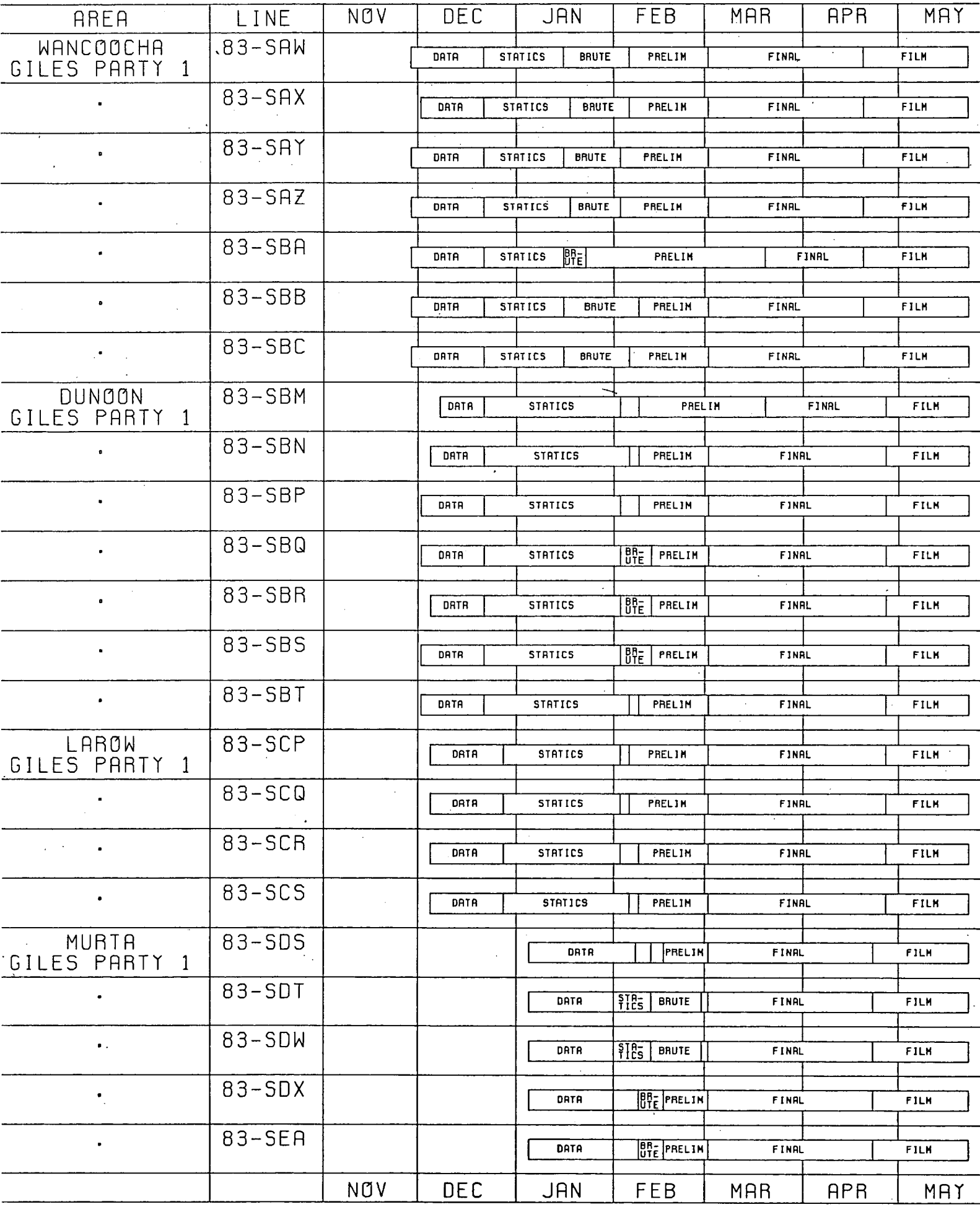

9-APR-84

DELHI PETROLEUM PTY LTD

# MURTA BLOCK STATUS REPORT PART 2

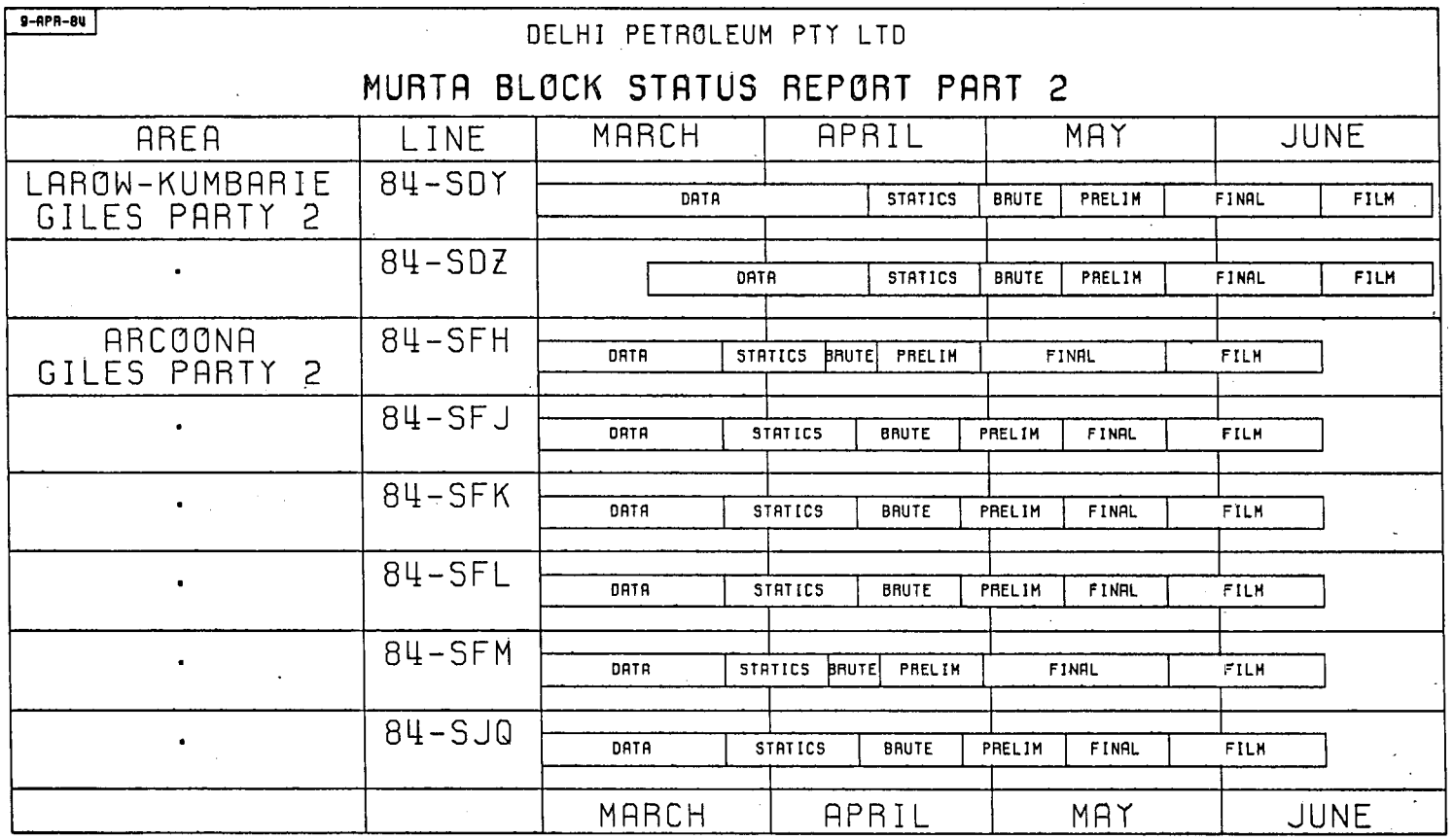

# MURTA BLOCK, PEL 5&6 SA

## EXPLORATION REPORT

## APRIL 1984

Contents

1. Drilling
2. Seismic Acquisition
3. Seismic Processing

Distribution (15)

Delhi (9) - R.J.S. Hollingsworth
O.W. Nugent
J.T. Frazer
M.P. Middleton
T.J. Mount
P.W. Best
J. Hughes
J.H. Allen
Library

Santos (2)
Vamgas
SAOGC
Hartogen
South Australian Department of Mines & Energy

SA1 Group
Delhi Petroleum Pty Ltd
May 1984

# 1. DRILLING

## 1984 EXPLORATION DRILLING EXPENDITURE TABLE — APRIL 1984

| Status | NOPE | Well Name | Budget ($) | NOPE ($) | Forecast ($) |
|---|---|---|---|---|---|
| Base | | "Wancoocha 2" | 615,000 | - | 615,000 |
| Base | | "Dunoon 1" | 710,000 | - | 710,000 |
| | | | 1,325,000 | - | 1,325,000 |

## 1984 EXPLORATION DRILLING PROGRAMME TABLE — APRIL 1984

| | Budget | Spudded This Month | Spudded To Date | Remaining | Forecast Final |
|---|---|---|---|---|---|
| Base | 2 | - | - | 2 | 2 |

# 2. SEISMIC ACQUISITION

## Hogarth-MUR Seismic Survey

### Summary

263 km of vibroseis were recorded. 312 km of line were cleared. 222 km of line were chained and 255 km were surveyed. 170 upholes were drilled and recorded.

### Line Clearance

312 km of line were cleared from 1 to 30 April for a daily average of 10.4 km.

### Surveying

222.47 km of line were chained from 1 to 30 April for a daily average of 7.4 km. 255 km of line were surveyed.

### Drilling

170 upholes for a total of 8159 metres were drilled and recorded from 1 to 30 April. Uphole depth varied from 40 to 50 metres.

### Recording

263.15 km of 12-fold vibroseis were recorded from 9 to 30 April for a daily average of 11.96 km.

## 1983/84 Giles-MUR Seismic Survey

131 km of the Giles-MUR Seismic Survey was recorded during February 1984 to complete the Giles-MUR Seismic Survey (190 km recorded during 1983; survey total = 321.6 km).

## 1984 SEISMIC EXPENDITURE TABLE

APRIL, 1984

| Status | NOPE | Survey | Original Budget | NOPE | Forecast |
|---|---|---|---|---|---|
| Base | 1342 | Hogarth-MUR | 840,000 | 990,000 | 802,000 |

## 1984 SEISMIC ACQUISITION TABLE (km)

| Survey | Budget | Forecast Final | This Month | To Date | Forecast Remaining |
|---|---|---|---|---|---|
| Hogarth-MUR | 300 | 353 | 263 | 263 | 90 |

BLOCK: MURTA SURVEY: GILES-MUR

| Wancoocha | | km |
|---|---|---|
| 83-SAW | 170-323 | 5.738 |
| 83-SAX | 200-387 | 7.013 |
| 83-SAY | 200-394 | 7.275 |
| 83-SAZ | 200-312 | 4.200 |
| 83-SBA | 200-360 | 6.000 |
| 83-SBB | 200-337 | 5.138 |
| 83-SBC | 200-340 | 5.250 |
| | | 40.614 |

| Dunoon | | |
|---|---|---|
| 83-SBM | 100-339 | 8.963 |
| 83-SBN | 100-353 | 9.488 |
| 83-SBP | 100-473 | 13.987 |
| 83-SBQ | 100-512 | 15.450 |
| 83-SBR | 100-526 | 15.975 |
| 83-SBS | 100-573 | 17.737 |
| 83-SBT | 100-273 | 6.487 |
| | | 88.087 |

| Larow-Kambora-Kumbarie | | |
|---|---|---|
| 83-SCP | 200- 434 | 8.775 |
| 83-SCQ | 200- 406 | 7.725 |
| 83-SCR | 200- 400 | 7.500 |
| 83-SCS | 200- 412 | 7.950 |
| 83-SDS | 200- 502 | 11.325 |
| 83-SDT | 200- 310 | 4.125 |
| 83-SDW | 200- 348 | 5.550 |
| 83-SDX | 200- 320 | 4.500 |
| 84-SDY | 200- 670 | 17.625 |
| 84-SDZ | 200-1206 | 37.725 |
| 83-SEA | 200- 310 | 4.125 |
| | | 116.925 |

| Murteree Ridge-Arcoona Fault | | |
|---|---|---|
| 84-SFH | 200-733 | 19.988 |
| 84-SFJ | 200-459 | 9.713 |
| 84-SFK | 200-467 | 10.013 |
| 84-SFL | 147-463 | 11.850 |
| 84-SFM | 147-450 | 11.363 |
| 84-SJQ | 200-546 | 12.975 |
| | | 75.902 |

Giles-MUR Total 321.575

# 1984 PROGRAMME

## BLOCK MURTA — SURVEY: HOGARTH-MUR

### Milpera - Chidlee

| | | |
|---|---|---|
| 84-SJK | 200-1190 | 37.125 km |
| 84-SJL | 200-500 | 11.250 km |
| 84-SJM | 200-854 | 24.525 km |
| 84-SJN | 200-506 | 11.475 km |
| 84-SJP | 200-492 | 10.950 km |
| | | 95.325 km |

### Warra Regional

| | | |
|---|---|---|
| 84-SJH | 200-1140 | 35.250 km |
| 84-SJJ | 200-1096 | 33.600 km |
| 84-SHZ | 200-590 | 14.625 km |
| 84-SHX | 200-1192 | 37.200 km |
| | | 120.673 km |

### Boxwood - Pando

| | | |
|---|---|---|
| 84-SJA | 200-376 | 6.600 km |
| 84-SJB | 200-330 | 4.875 km |
| 84-SJC | 200-312 | 4.200 km |
| 84-SJD | 200-322 | 4.575 km |
| 84-SJE | 200-322 | 4.575 km |
| 84-SJF | 200-312 | 4.200 km |
| 84-SJG | 200-312 | 4.200 km |
| 84-SHY | 200-368 | 6.300 km |
| | | 39.525 km |

### Muteroo - Spencer

| | | |
|---|---|---|
| 84-SJR | 200-426 | 8.475 km |
| 84-SHM | 200-440 | 9.000 km |
| 84-SHN | 200-472 | 10.200 km |
| 84-SHP | 200-480 | 10.500 km |
| 84-SHQ | 200-498 | 11.175 km |
| 84-SHR | 200-634 | 16.275 km |
| 84-SHS | 200-480 | 10.500 km |
| 84-SHT | 200-608 | 15.300 km |
| 84-SHW | 200-372 | 6.450 km |
| | | 97.875 km |

**1984 HOGARTH-MUR TOTAL** 353.400 km

MURTA BLOCK - LINE INDEX MAP 1983/1984

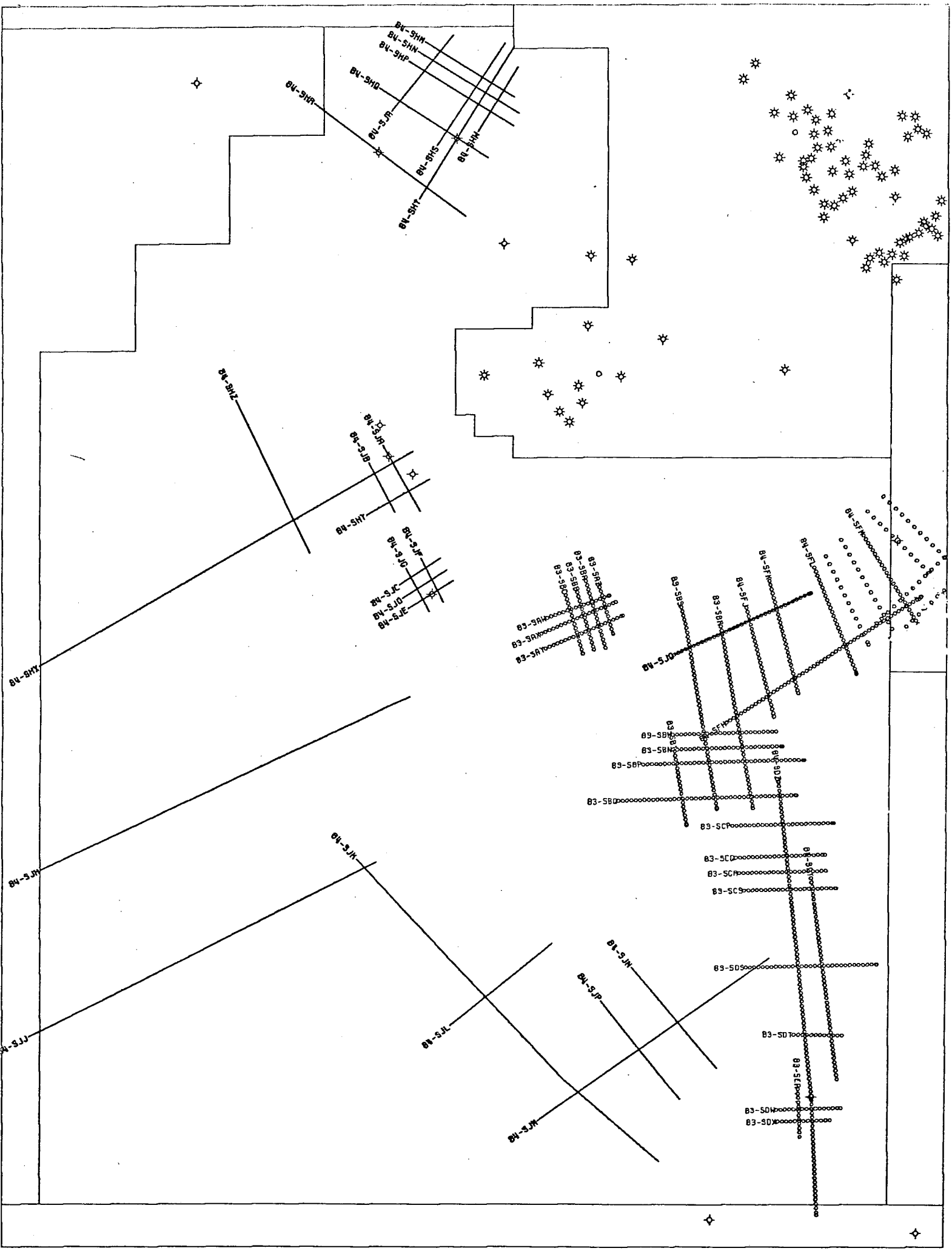


1983/84 GILES-MUR

1984 HOGARTH-MUR

1984 HOGARTH-NM

# 3. SEISMIC PROCESSING

## 1983/84 Giles-MUR Seismic Survey

### Summary

Sixteen lines in Dunoon, Larow and Kumbarie were approved for filming. Films for all lines, including seven from Wancoocha are expected by mid May.

### Larow-Kumbarie

Statics for 84-SDY and 84-SDZ were recalculated to correct for differences in uphole times obtained from common locations in 1983 and 1984 observations. Initial large variations in uphole times were desolved, by rejecting upholes considered unreliable and by repricking weathering depths and velocity curves to produce a consistent weathering model.

### Arcoona

Processing has been confined to 84-SFH and 84-SFM, which tie with one another and 1983 lines, so that differences in uphole times between 1983 and 1984 lines can be resolved. Three lines, 84-SFJ, K and L are being held.

### Reprocessing

### Moonlight Flat (79-JSM, N, S, W)

No stacks were received. 79-JSM will reach preliminary stack in early May. If the stack with 1983 and 1984 data and matches the character of later data, the remaining three lines will be stacked.

## 1984 Hogarth-MUR Seismic Survey

### Summary

Data was received for nine lines in Spencer, 84-SHM to 84-SHW and 84-SJA in Pando by the end of the month. No statics are available. The data will be processing by WGC in Singapore.

## SYMBOLS USED

NLINE : Line name (YY-XXXX)
BCODE : Block code
CNTDA : Current Data? (Y/N)
DPROC : Data at processor (DD/MM/YY)
SPROC : Statics at processor (DD/MM/YY)
BSTAK : Brute stack received (30)(DD/MM/YY)
PSTAK : Preliminary stack (60)(DD/MM/YY)
FINAL : Final stack (130)(DD/MM/YY)
NFILM : Film-normal polarity(140)(DD/MM/YY)
DISTD : Finals distributed (DD/MM/YY)

DD/MM/YY : Current Data
DD-MM-YY : Projected Data

MURTA BLOCK STATUS REPORT

| NLINE | BCODE | CNTDA | DPROC | SPROC | BSTAK | PSTAK | FINAL | NFILM | DISTD |
|---|---|---|---|---|---|---|---|---|---|
| 83-SAW | MUR | Y | 29/11/83 | 22/12/83 | 16/01/84 | 06/02/84 | 02/03/84 | 11-05-84 | 31-05-84 |
| 83-SAX | MUR | Y | 02/12/83 | 22/12/83 | 18/01/84 | 06/02/84 | 02/03/84 | 11-05-84 | 31-05-84 |
| 83-SAY | MUR | Y | 29/11/83 | 22/12/83 | 16/01/84 | 03/02/84 | 02/03/84 | 11-05-84 | 31-05-84 |
| 83-SAZ | MUR | Y | 29/11/83 | 22/12/83 | 18/01/84 | 03/02/84 | 02/03/84 | 11-05-84 | 31-05-84 |
| 83-SBA | MUR | Y | 29/11/83 | 22/12/83 | 16/01/84 | 23/01/84 | 20/03/84 | 11-05-84 | 31-05-84 |
| 83-SBB | MUR | Y | 29/11/83 | 22/12/83 | 16/01/84 | 09/02/84 | 02/03/84 | 11-05-84 | 31-05-84 |
| 83-SBC | MUR | Y | 29/11/83 | 22/12/83 | 16/01/84 | 06/02/84 | 02/03/84 | 11-05-84 | 31-05-84 |
| 83-SBM | MUR | Y | 08/12/83 | 22/12/83 | 03/02/84 | 09/02/84 | 20/03/84 | 21-05-84 | 31-05-84 |
| 83-SBN | MUR | Y | 05/12/83 | 22/12/83 | 06/02/84 | 09/02/84 | 02/03/84 | 21-05-84 | 31-05-84 |
| 83-SBP | MUR | Y | 02/12/83 | 22/12/83 | 03/02/84 | 09/02/84 | 02/03/84 | 21-05-84 | 31-05-84 |
| 83-SBQ | MUR | Y | 02/12/83 | 22/12/83 | 03/02/84 | 13/02/84 | 02/03/84 | 21-05-84 | 31-05-84 |
| 83-SBR | MUR | Y | 05/12/83 | 22/12/83 | 03/02/84 | 13/02/84 | 02/03/84 | 21-05-84 | 31-05-84 |
| 83-SBS | MUR | Y | 02/12/83 | 22/12/83 | 03/02/84 | 13/02/84 | 02/03/84 | 21-05-84 | 31-05-84 |
| 83-SBT | MUR | Y | 02/12/83 | 22/12/83 | 06/02/84 | 09/02/84 | 02/03/84 | 21-05-84 | 31-05-84 |
| 83-SCP | MUR | Y | 05/12/83 | 28/12/83 | 03/02/84 | 06/02/84 | 02/03/84 | 25-05-84 | 31-05-84 |
| 83-SCQ | MUR | Y | 05/12/83 | 28/12/83 | 03/02/84 | 06/02/84 | 02/03/84 | 25-05-84 | 31-05-84 |
| 83-SCR | MUR | Y | 05/12/83 | 28/12/83 | 03/02/84 | 09/02/84 | 02/03/84 | 25-05-84 | 31-05-84 |
| 83-SCS | MUR | Y | 05/12/83 | 28/12/83 | 06/02/84 | 09/02/84 | 02/03/84 | 25-05-84 | 31-05-84 |
| 83-SDS | MUR | Y | 05/01/84 | 08/02/84 | 13/02/84 | 17/02/84 | 02/03/84 | 25-05-84 | 31-05-84 |
| 83-SDT | MUR | Y | 05/01/84 | 01/02/84 | 13/02/84 | 29/02/84 | 02/03/84 | 25-05-84 | 31-05-84 |
| 83-SDW | MUR | Y | 05/01/84 | 01/02/84 | 13/02/84 | 29/02/84 | 02/03/84 | 21-05-84 | 31-05-84 |
| 83-SDX | MUR | Y | 05/01/84 | 01/02/84 | 09/02/84 | 17/02/84 | 02/03/84 | 21-05-84 | 31-05-84 |
| 83-SEA | MUR | Y | 05/01/84 | 01/02/84 | 09/02/84 | 17/02/84 | 02/03/84 | 21-05-84 | 31-05-84 |
| 84-SDY | MUR | Y | 01/03/84 | 01/05/84 | 14-05-84 | 28-05-84 | 08-06-84 | 15-06-84 | 30-06-84 |
| 84-SDZ | MUR | Y | 16/03/84 | 01/05/84 | 14-05-84 | 28-05-84 | 08-06-84 | 15-06-84 | 30-06-84 |
| 84-SFH | MUR | Y | 01/03/84 | 26/03/84 | 02/05/84 | 16/04/84 | 11-06-84 | 25-06-84 | 30-06-84 |
| 84-SFJ | MUR | Y | 01/03/84 | 26/03/84 | 15-05-84 | 28-05-84 | 11-06-84 | 25-06-84 | 30-06-84 |
| 84-SFK | MUR | Y | 01/03/84 | 26/03/84 | 15-05-84 | 28-05-84 | 11-06-84 | 25-06-84 | 30-06-84 |
| 84-SFL | MUR | Y | 01/03/84 | 26/03/84 | 15-05-84 | 28-05-84 | 11-06-84 | 25-06-84 | 30-06-84 |
| 84-SFM | MUR | Y | 01/03/84 | 26/03/84 | 06/04/84 | 16/04/84 | 11-06-84 | 25-06-84 | 30-06-84 |
| 84-SJQ | MUR | Y | 01/03/84 | 26/03/84 | 15-05-84 | 28-05-84 | 11-06-84 | 25-06-84 | 30-06-84 |

-MAY-84

DELHI PETROLEUM PTY LTD

# MURTA BLOCK STATUS REPORT PART 1

| AREA | LINE | NOV | DEC | JAN | FEB | MAR | APR | MAY |
|---|---|---|---|---|---|---|---|---|
| WANCOOCHA GILES PARTY 1 | 83-SAW | | DATA | STATICS | BRUTE | PRELIM | FINAL | FILM |
| . | 83-SAX | | DATA | STATICS | BRUTE | PRELIM | FINAL | FILM |
| . | 83-SAY | | DATA | STATICS | BRUTE | PRELIM | FINAL | FILM |
| . | 83-SAZ | | DATA | STATICS | BRUTE | PRELIM | FINAL | FILM |
| . | 83-SBA | | DATA | STATICS | BR-UTE | PRELIM | FINAL | FILM |
| . | 83-SBB | | DATA | STATICS | BRUTE | PRELIM | FINAL | FILM |
| . | 83-SBC | | DATA | STATICS | BRUTE | PRELIM | FINAL | FILM |
| DUNOON GILES PARTY 1 | 83-SBM | | DATA | STATICS | | PRELIM | FINAL | FILM |
| . | 83-SBN | | DATA | STATICS | | PRELIM | FINAL | FILM |
| . | 83-SBP | | DATA | STATICS | | PRELIM | FINAL | FILM |
| . | 83-SBQ | | DATA | STATICS | BR-UTE | PRELIM | FINAL | FILM |
| . | 83-SBR | | DATA | STATICS | BR-UTE | PRELIM | FINAL | FILM |
| . | 83-SBS | | DATA | STATICS | BR-UTE | PRELIM | FINAL | FILM |
| . | 83-SBT | | DATA | STATICS | | PRELIM | FINAL | FILM |
| LAROW GILES PARTY 1 | 83-SCP | | DATA | STATICS | | PRELIM | FINAL | |
| . | 83-SCQ | | DATA | STATICS | | PRELIM | FINAL | |
| . | 83-SCR | | DATA | STATICS | | PRELIM | FINAL | |
| . | 83-SCS | | DATA | STATICS | | PRELIM | FINAL | |
| MURTA GILES PARTY 1 | 83-SDS | | | DATA | | PRELIM | FINAL | |
| . | 83-SDT | | | DATA | STA-TICS | BRUTE | FINAL | |
| . | 83-SDW | | | DATA | STA-TICS | BRUTE | FINAL | FILM |
| . | 83-SDX | | | DATA | BR-UTE | PRELIM | FINAL | FILM |
| . | 83-SEA | | | DATA | BR-UTE | PRELIM | FINAL | FILM |
| | | NOV | DEC | JAN | FEB | MAR | APR | MAY |

7-MAY-84

DELHI PETROLEUM PTY LTD

# MURTA BLOCK STATUS REPORT PART 2

| AREA | LINE | MARCH | APRIL | MAY | JUNE |
|---|---|---|---|---|---|
| LAROW-KUMBARIE GILES PARTY 2 | 84-SDY | DATA | | STATICS, BRUTE, PRELIM, FINAL, FILM | |
| . | 84-SDZ | DATA | | STATICS, BRUTE, PRELIM, FINAL, FILM | |
| ARCOONA GILES PARTY 2 | 84-SFH | DATA, STATICS, BRUTE, FINAL, FI-LM | | | |
| . | 84-SFJ | DATA, STATICS, BRUTE, PRELIM, FINAL, FI-LM | | | |
| . | 84-SFK | DATA, STATICS, BRUTE, PRELIM, FINAL, FI-LM | | | |
| . | 84-SFL | DATA, STATICS, BRUTE, PRELIM, FINAL, FI-LM | | | |
| . | 84-SFM | DATA, STATICS, BRUTE, PRELIM, FINAL, FI-LM | | | |
| . | 84-SJQ | DATA, STATICS, BRUTE, PRELIM, FINAL, FI-LM | | | |
| | | MARCH | APRIL | MAY | JUNE |

# MURTA BLOCK, PEL 5 & 6 SA

# EXPLORATION REPORT

# MAY - JUNE 1984

Contents

1. Drilling
2. Seismic Acquisition
3. Seismic Processing

Distribution (19)

Delhi (13) - R.J.S. Hollingsworth
M.P. Middleton
J.T. Frazer
O.W. Nugent
T.J. Mount
P.W. Best
R.S. Heath
J.W. Adams
I.B. Galloway
N.S. Hollis
J. Hughes
J.H. Allen
Library

Santos (2)
Vamgas
SAOGC
Hartogen
South Australian Department of Mines & Energy




SA1 Group
Delhi Petroleum Pty Ltd
July 1984

# 1. DRILLING

## 1984 Exploration Drilling Expenditure Table

| Status | NOPE | Well Name | Budget ($) | NOPE ($) | Forecast ($) |
|---|---|---|---|---|---|
| Base | | "Wancoocha 2" | 615,000 | - | 615,000 |
| Base | | "Dunoon 1" | 710,000 | - | 710,000 |
| | | | 1,325,000 | - | 1,325,000 |

## 1984 Exploration Drilling Programme Table

| | Budget | Spudded This Month | Spudded To Date | Remaining | Forecast Final |
|---|---|---|---|---|---|
| Base | 2 | - | - | 2 | 2 |

# 2. SEISMIC ACQUISITION

# MURTA BLOCK - LINE INDEX MAP 1983/1984

1983/84 GILES-MUR

1984 HOGARTH-MUR

1984 HOGARTH-NM

# 1983 PROGRAMME

BLOCK: MURTA

SURVEY: GILES-MUR

## Wancoocha

| | | km |
|---|---|---|
| 83-SAW | 170-323 | 5.738 |
| 83-SAX | 200-387 | 7.013 |
| 83-SAY | 200-394 | 7.275 |
| 83-SAZ | 200-312 | 4.200 |
| 83-SBA | 200-360 | 6.000 |
| 83-SBB | 200-337 | 5.138 |
| 83-SBC | 200-340 | 5.250 |
| | | 40.614 |

## Dunoon

| | | |
|---|---|---|
| 83-SBM | 100-339 | 8.963 |
| 83-SBN | 100-353 | 9.488 |
| 83-SBP | 100-473 | 13.987 |
| 83-SBQ | 100-512 | 15.450 |
| 83-SBR | 100-526 | 15.975 |
| 83-SBS | 100-573 | 17.737 |
| 83-SBT | 100-273 | 6.487 |
| | | 88.087 |

## Larow-Kambora-Kumbarie

| | | |
|---|---|---|
| 83-SCP | 200- 434 | 8.775 |
| 83-SCQ | 200- 406 | 7.725 |
| 83-SCR | 200- 400 | 7.500 |
| 83-SCS | 200- 412 | 7.950 |
| 83-SDS | 200- 502 | 11.325 |
| 83-SDT | 200- 310 | 4.125 |
| 83-SDW | 200- 348 | 5.550 |
| 83-SDX | 200- 320 | 4.500 |
| 84-SDY | 200- 670 | 17.625 |
| 84-SDZ | 200-1206 | 37.725 |
| 83-SEA | 200- 310 | 4.125 |
| | | 116.925 |

## Murteree Ridge-Arcoona Fault

| | | |
|---|---|---|
| 84-SFH | 200-733 | 19.988 |
| 84-SFJ | 200-459 | 9.713 |
| 84-SFK | 200-467 | 10.013 |
| 84-SFL | 147-463 | 11.850 |
| 84-SFM | 147-450 | 11.363 |
| 84-SJQ | 200-546 | 12.975 |
| | | 75.902 |

Giles-MUR Total 321.575

# 1984 PROGRAMME

BLOCK MURTA — SURVEY: HOGARTH-MUR

## Milpera - Chidlee

| | | |
|---|---|---|
| 84-SJK | 200-1190 | 37.125 km |
| 84-SJL | 200-500 | 11.250 km |
| 84-SJM | 200-854 | 24.525 km |
| 84-SJN | 200-506 | 11.475 km |
| 84-SJP | 200-492 | 10.950 km |
| | | 95.325 km |

## Warra Regional

| | | |
|---|---|---|
| 84-SJH | 200-1140 | 35.250 km |
| 84-SJJ | 200-1096 | 33.600 km |
| 84-SHZ | 200-590 | 14.625 km |
| 84-SHX | 200-1192 | 37.200 km |
| | | 120.673 km |

## Boxwood - Pando

| | | |
|---|---|---|
| 84-SJA | 200-376 | 6.600 km |
| 84-SJB | 200-330 | 4.875 km |
| 84-SJC | 200-312 | 4.200 km |
| 84-SJD | 200-322 | 4.575 km |
| 84-SJE | 200-322 | 4.575 km |
| 84-SJF | 200-312 | 4.200 km |
| 84-SJG | 200-312 | 4.200 km |
| 84-SHY | 200-368 | 6.300 km |
| | | 39.525 km |

## Muteroo - Spencer

| | | |
|---|---|---|
| 84-SJR | 200-426 | 8.475 km |
| 84-SHM | 200-440 | 9.000 km |
| 84-SHN | 200-472 | 10.200 km |
| 84-SHP | 200-480 | 10.500 km |
| 84-SHQ | 200-498 | 11.175 km |
| 84-SHR | 200-634 | 16.275 km |
| 84-SHS | 200-480 | 10.500 km |
| 84-SHT | 200-608 | 15.300 km |
| 84-SHW | 200-372 | 6.450 km |
| | | 97.875 km |

1984 HOGARTH-MUR TOTAL 353.400 km

1984 Seismic Expenditure Table

| Status | NOPE | Survey | Original Budget | NOPE | Forecast |
|---|---|---|---|---|---|
| Base | 1342 | Hogarth-MUR | 840,000 | 990,000 | 707,000 |

1984 Seismic Acquisition Table (km)

| Survey | Budget | Forecast Final | This Month | To Date | Forecast Remaining |
|---|---|---|---|---|---|
| Hogarth-MUR | 300 | 353 | Nil | 353 | Nil |

## Hogarth Seismic Survey

### Summary

91 km of vibroseis were recorded to complete the survey. Dozing, chaining and surveying were previously completed. 83 upholes wre drilled and recorded.

### Line Clearance

Previously completed.

### Surveying

Previously completed.

### Drilling

83 upholes for a total of 3652 metres were drilled and recorded. Uphole depth varied from 40 to 50 metres.

### Recording

91.8 km of 12-fold Vibroseis were recorded from the 1st to the 6 May for a daily average of 15.3 km.

# 3. SEISMIC PROCESSING

## 1983/84 Giles-MUR Seismic Survey

### Summary

Final films have not been received from GSI, though preliminary prints for Wancoocha and Dunoon were available for interpretation in the middle of May.

### Larow-Kumbarie

Brute and preliminary stacks for 83-SDY and 83-SDZ were received in the middle of the month.

### Arcoona

84-SFM reached 130.1 in early May and brutes and preliminary stacks for 84-SFH, SFJ, SFK, SFL and SJQ were received at the end of the month.

### Reprocessing

79-JSW was stacked to 60.1 with spiking and 8 ms gap deconvolution. Processing of all lines is now proceeding with the 8 ms gap DBS and is expected to final by mid-June.

## 1984 Hogarth-MUR Seismic Survey

Data for the 26 lines was sent to WGC in Singapore in the first week of May. Statics for lines 84-SHM and 84-SHW and 84-SJR were checked and sent for processing at the end of the month. 84-SHT VP 450 - 500 has been selected for pre-stack trials.

## 1983/84 Giles-MUR Seismic Survey

### Summary

Films for all 1983 lines were received from GSI and sent out before the end of June.

### Larow-Kumbarie

130.1 stacks for 84-SDY and 84-SDZ are expected in the first week of July.

### Arcoona

All lines reached 130.1 stack at the end of June. 84-SJQ was stacked with revised statics derived by tieing 60.1 residuals at upholes 84-SFK was regathered to correct a large mistack arising from errors in the field procedure.

## 1984 Hogarth-MUR Seismic Survey

30.1 stacks have not been received for the nine lines with statics in Spencer. The test sequence on 84-SHT is proceeding. Statics for the remaining 17 lines are not available due to lack of elevation information.

### Reprocessing

130.1 stacks for Moonlight Flat lines 79-JSM, JSN, JSS and JSW are expected in the first week of July.

SYMBOLS USED

NLINE : Line name (YY-XXXX)
BCODE : Block code
CNTDA : Current Data? (Y/N)
DPROC : Data at processor (DD/MM/YY)
SPROC : Statics at processor (DD/MM/YY)
BSTAK : Brute stack received (30)(DD/MM/YY)
PSTAK : Preliminary stack (60)(DD/MM/YY)
FINAL : Final stack (130)(DD/MM/YY)
NFILM : Film-normal polarity(140)(DD/MM/YY)
DISTD : Finals distributed (DD/MM/YY)

DD/MM/YY : Current Data
DD-MM-YY : Projected Data

DELHI PETROLEUM PTY LTD

Geophysical Processing Status
MURTA BLOCK STATUS REPORT



| NLINE | BCODE | CNTDA | DPROC | SPROC | BSTAK | PSTAK | FINAL | NFILM | DISTD |
|---|---|---|---|---|---|---|---|---|---|
| 79-JSMR | MUR | Y | 27/02/84 | 27/03/84 | 21/06/84 | 26/06/84 | 09-07-84 | 30-07-84 | 10-08-84 |
| 79-JSNR | MUR | Y | 27/02/84 | 27/03/84 | 21/06/84 | 05-07-84 | 09-07-84 | 30-07-84 | 10-08-84 |
| 79-JSSR | MUR | Y | 27/02/84 | 27/03/84 | 21/06/84 | 26/06/84 | 09-07-84 | 30-07-84 | 10-08-84 |
| 79-JSWR | MUR | Y | 27/02/84 | 27/03/84 | 21/06/84 | 06/06/84 | 09-07-84 | 30-07-84 | 10-08-84 |
| 83-SAW | MUR | Y | 29/11/83 | 22/12/83 | 16/01/84 | 06/02/84 | 17/05/84 | 19/06/84 | 29/06/84 |
| 83-SAX | MUR | Y | 02/12/83 | 22/12/83 | 18/01/84 | 06/02/84 | 02/03/84 | 19/06/84 | 29/06/84 |
| 83-SAY | MUR | Y | 29/11/83 | 22/12/83 | 16/01/84 | 03/02/84 | 17/05/84 | 19/06/84 | 29/06/84 |
| 83-SAZ | MUR | Y | 29/11/83 | 22/12/83 | 18/01/84 | 03/02/84 | 17/05/84 | 19/06/84 | 29/06/84 |
| 83-SBA | MUR | Y | 29/11/83 | 22/12/83 | 16/01/84 | 23/01/84 | 17/05/84 | 19/06/84 | 29/06/84 |
| 83-SBB | MUR | Y | 29/11/83 | 22/12/83 | 16/01/84 | 09/02/84 | 17/05/84 | 19/06/84 | 29/06/84 |
| 83-SBC | MUR | Y | 29/11/83 | 22/12/83 | 16/01/84 | 06/02/84 | 17/05/84 | 19/06/84 | 29/06/84 |
| 83-SBM | MUR | Y | 08/12/83 | 22/12/83 | 03/02/84 | 09/02/84 | 20/03/84 | 19/06/84 | 29/06/84 |
| 83-SBN | MUR | Y | 05/12/83 | 22/12/83 | 06/02/84 | 09/02/84 | 02/03/84 | 19/06/84 | 29/06/84 |
| 83-SBP | MUR | Y | 02/12/83 | 22/12/83 | 03/02/84 | 09/02/84 | 02/03/84 | 19/06/84 | 29/06/84 |
| 83-SBQ | MUR | Y | 02/12/83 | 22/12/83 | 03/02/84 | 13/02/84 | 02/03/84 | 19/06/84 | 29/06/84 |
| 83-SBR | MUR | Y | 05/12/83 | 22/12/83 | 03/02/84 | 13/02/84 | 02/03/84 | 19/06/84 | 29/06/84 |
| 83-SBS | MUR | Y | 02/12/83 | 22/12/83 | 03/02/84 | 13/02/84 | 02/03/84 | 19/06/84 | 29/06/84 |
| 83-SBT | MUR | Y | 02/12/83 | 22/12/83 | 06/02/84 | 09/02/84 | 02/03/84 | 19/06/84 | 29/06/84 |
| 83-SCP | MUR | Y | 05/12/83 | 28/12/83 | 03/02/84 | 06/02/84 | 02/03/84 | 19/06/84 | 29/06/84 |
| 83-SCQ | MUR | Y | 05/12/83 | 28/12/83 | 03/02/84 | 06/02/84 | 02/03/84 | 19/06/84 | 29/06/84 |
| 83-SCR | MUR | Y | 05/12/83 | 28/12/83 | 03/02/84 | 09/02/84 | 02/03/84 | 19/06/84 | 29/06/84 |
| 83-SCS | MUR | Y | 05/12/83 | 28/12/83 | 06/02/84 | 09/02/84 | 02/03/84 | 19/06/84 | 29/06/84 |
| 83-SDS | MUR | Y | 05/01/84 | 08/02/84 | 13/02/84 | 17/02/84 | 02/03/84 | 19/06/84 | 29/06/84 |
| 83-SDT | MUR | Y | 05/01/84 | 01/02/84 | 13/02/84 | 29/02/84 | 02/03/84 | 19/06/84 | 29/06/84 |
| 83-SDW | MUR | Y | 05/01/84 | 01/02/84 | 13/02/84 | 29/02/84 | 02/03/84 | 19/06/84 | 29/06/84 |
| 83-SDX | MUR | Y | 05/01/84 | 01/02/84 | 09/02/84 | 17/02/84 | 02/03/84 | 19/06/84 | 29/06/84 |
| 83-SEA | MUR | Y | 05/01/84 | 01/02/84 | 09/02/84 | 17/02/84 | 02/03/84 | 19/06/84 | 29/06/84 |

Geophysical Processing Status
MURTA BLOCK STATUS REPORT

| NLINE | BCODE | CNTDA | DPROC | SPROC | BSTAK | PSTAK | FINAL | NFILM | DISTD |
|---|---|---|---|---|---|---|---|---|---|
| 84-SDY | MUR | Y | 01/03/84 | 01/05/84 | 01/06/84 | 20/06/84 | 15-07-84 | 30-07-84 | 10-08-84 |
| 84-SDZ | MUR | Y | 16/03/84 | 01/05/84 | 01/06/84 | 20/06/84 | 15-07-84 | 30-07-84 | 10-08-84 |
| 84-SFH | MUR | Y | 01/03/84 | 26/03/84 | 02/05/84 | 17/05/84 | 20-07-84 | 10-08-84 | 30-08-84 |
| 84-SFJ | MUR | Y | 01/03/84 | 26/03/84 | 16/05/84 | 30/05/84 | 20-07-84 | 10-08-84 | 30-08-84 |
| 84-SFK | MUR | Y | 01/03/84 | 26/03/84 | 01/06/84 | 07/06/84 | 20-07-84 | 10-08-84 | 30-08-84 |
| 84-SFL | MUR | Y | 01/03/84 | 26/03/84 | 18/05/84 | 30/05/84 | 20-07-84 | 10-08-84 | 30-08-84 |
| 84-SFM | MUR | Y | 01/03/84 | 26/03/84 | 06/04/84 | 16/04/84 | 22/05/84 | 10-08-84 | 30-08-84 |
| 84-SHM | MUR | Y | 11/05/84 | 29/05/84 | 11-07-84 | 11-07-84 | 30-08-84 | 10-09-84 | 20-09-84 |
| 84-SHN | MUR | Y | 11/05/84 | 29/05/84 | 11-07-84 | 11-07-84 | 30-08-84 | 10-09-84 | 20-09-84 |
| 84-SHP | MUR | Y | 15/05/84 | 29/05/84 | 11-07-84 | 11-07-84 | 30-08-84 | 10-09-84 | 20-09-84 |
| 84-SHQ | MUR | Y | 11/05/84 | 29/05/84 | 11-07-84 | 11-07-84 | 30-08-84 | 10-09-84 | 20-09-84 |
| 84-SHR | MUR | Y | 15/05/84 | 29/05/84 | 11-07-84 | 11-07-84 | 30-08-84 | 10-09-84 | 20-09-84 |
| 84-SHS | MUR | Y | 11/05/84 | 29/05/84 | 11-07-84 | 11-07-84 | 30-08-84 | 10-09-84 | 20-09-84 |
| 84-SHT | MUR | Y | 11/05/84 | 29/05/84 | 11-07-84 | 11-07-84 | 30-08-84 | 10-09-84 | 20-09-84 |
| 84-SHW | MUR | Y | 15/05/84 | 29/05/84 | 11-07-84 | 11-07-84 | 30-08-84 | 10-09-84 | 20-09-84 |
| 84-SHX | MUR | Y | 15/05/84 | 20-07-84 | 20-08-84 | 20-09-84 | 30-09-84 | 10-10-84 | 20-10-84 |
| 84-SHY | MUR | Y | 15/05/84 | 20-07-84 | 20-08-84 | 20-09-84 | 30-09-84 | 10-10-84 | 20-10-84 |
| 84-SHZ | MUR | Y | 15/05/84 | 20-07-84 | 20-08-84 | 20-09-84 | 30-09-84 | 10-10-84 | 20-10-84 |
| 84-SJA | MUR | Y | 15/05/84 | 20-07-84 | 20-08-84 | 20-09-84 | 30-09-84 | 10-10-84 | 20-10-84 |
| 84-SJB | MUR | Y | 15/05/84 | 20-07-84 | 20-08-84 | 20-09-84 | 30-09-84 | 10-10-84 | 20-10-84 |
| 84-SJC | MUR | Y | 15/05/84 | 20-07-84 | 20-08-84 | 20-09-84 | 30-09-84 | 10-10-84 | 20-10-84 |
| 84-SJD | MUR | Y | 15/05/84 | 20-07-84 | 20-08-84 | 20-09-84 | 30-09-84 | 10-10-84 | 20-10-84 |
| 84-SJE | MUR | Y | 15/05/84 | 30-07-84 | 30-08-84 | 20-09-84 | 30-09-84 | 10-10-84 | 20-10-84 |
| 84-SJF | MUR | Y | 15/05/84 | 30-07-84 | 30-08-84 | 20-09-84 | 30-09-84 | 10-10-84 | 20-10-84 |
| 84-SJG | MUR | Y | 15/05/84 | 30-07-84 | 30-08-84 | 20-09-84 | 30-09-84 | 10-10-84 | 20-10-84 |
| 84-SJH | MUR | Y | 15/05/84 | 30-07-84 | 30-08-84 | 20-09-84 | 30-09-84 | 10-10-84 | 20-10-84 |
| 84-SJJ | MUR | Y | 11/05/84 | 30-07-84 | 30-08-84 | 20-09-84 | 30-09-84 | 10-10-84 | 20-10-84 |
| 84-SJK | MUR | Y | 17/05/84 | 30-07-84 | 30-08-84 | 20-09-84 | 30-09-84 | 10-10-84 | 20-10-84 |
| 84-SJL | MUR | Y | 11/05/84 | 30-07-84 | 30-08-84 | 20-09-84 | 30-09-84 | 10-10-84 | 20-10-84 |
| 84-SJM | MUR | Y | 17/05/84 | 30-07-84 | 30-08-84 | 20-09-84 | 30-09-84 | 10-10-84 | 20-10-84 |
| 84-SJN | MUR | Y | 17/05/84 | 30-07-84 | 30-08-84 | 20-09-84 | 30-09-84 | 10-10-84 | 20-10-84 |
| 84-SJP | MUR | Y | 17/05/84 | 30-07-84 | 30-08-84 | 20-09-84 | 30-09-84 | 10-10-84 | 20-10-84 |
| 84-SJQ | MUR | Y | 01/03/84 | 26/03/84 | 30/05/84 | 30/05/84 | 20-07-84 | 10-08-84 | 30-08-84 |
| 84-SJR | MUR | Y | 11/05/84 | 29/05/84 | 11-07-84 | 11-07-84 | 30-08-84 | 10-09-84 | 20-09-84 |

9-JUL-84

DELHI PETROLEUM PTY LTD

# MURTA BLOCK STATUS REPORT PART 1

| AREA | LINE | NOV | DEC | JAN | FEB | MAR | APR | MAY | JUN | JUL | AUG |
|---|---|---|---|---|---|---|---|---|---|---|---|
| MOONLIGHT FLAT RE-PROC | 79-JSMR | | | | | DATA | STATICS | | PRE-LIM | FINAL | FILM |
| . | 79-JSNR | | | | | DATA | STATICS | | BRUTE | FINAL | FILM |
| . | 79-JSSR | | | | | DATA | STATICS | | PRE-LIM | FINAL | FILM |
| . | 79-JSWR | | | | | DATA | STATICS | | BRUTE | FINAL | FILM |
| WANCOOCHA GILES PARTY 1 | 83-SAW | | DATA | STATICS | BRUTE | PRELIM | | FINAL | FI-LM | | |
| . | 83-SAX | | DATA | STATICS | BRUTE | PRELIM | FINAL | | FI-LM | | |
| . | 83-SAY | | DATA | STATICS | BRUTE | PRELIM | | FINAL | FI-LM | | |
| . | 83-SAZ | | DATA | STATICS | BRUTE | PRELIM | | FINAL | FI-LM | | |
| . | 83-SBA | | DATA | STATICS | | PRELIM | | FINAL | FI-LM | | |
| . | 83-SBB | | DATA | STATICS | BRUTE | PRELIM | | FINAL | FI-LM | | |
| . | 83-SBC | | DATA | STATICS | BRUTE | PRELIM | | FINAL | FI-LM | | |
| DUNOON GILES PARTY 1 | 83-SBM | | DATA | STATICS | | PRELIM | | FINAL | FI-LM | | |
| . | 83-SBN | | DATA | STATICS | | PRELIM | FINAL | | FI-LM | | |
| . | 83-SBP | | DATA | STATICS | | PRELIM | FINAL | | FI-LM | | |
| . | 83-SBQ | | DATA | STATICS | BRUTE | PRELIM | FINAL | | FI-LM | | |
| . | 83-SBR | | DATA | STATICS | BRUTE | PRELIM | FINAL | | FI-LM | | |
| . | 83-SBS | | DATA | STATICS | BRUTE | PRELIM | FINAL | | FI-LM | | |
| . | 83-SBT | | DATA | STATICS | | PRELIM | FINAL | | FI-LM | | |
| LAROW GILES PARTY 1 | 83-SCP | | DATA | STATICS | | PRELIM | FINAL | | FI-LM | | |
| . | 83-SCQ | | DATA | STATICS | | PRELIM | FINAL | | FI-LM | | |
| . | 83-SCR | | DATA | STATICS | | PRELIM | FINAL | | FI-LM | | |
| . | 83-SCS | | DATA | STATICS | | PRELIM | FINAL | | FI-LM | | |
| MURTA GILES PARTY 1 | 83-SDS | | | DATA | | PRE-LIM | FINAL | | FI-LM | | |
| . | 83-SDT | | | DATA | STATICS | BRUTE | FINAL | | FI-LM | | |
| . | 83-SDW | | | DATA | STATICS | BRUTE | FINAL | | FI-LM | | |
| . | 83-SDX | | | DATA | | PRE-LIM | FINAL | | FI-LM | | |
| . | 83-SEA | | | DATA | | PRE-LIM | FINAL | | FI-LM | | |
| | | NOV | DEC | JAN | FEB | MAR | APR | MAY | JUN | JUL | AUG |

3-JUL-84

DELHI PETROLEUM PTY LTD

# MURTA BLOCK STATUS REPORT PART 2

| AREA | LINE | MAR | APR | MAY | JUN | JUL | AUG | SEP | OCT |
|---|---|---|---|---|---|---|---|---|---|
| LAROW-KUMBARIE GILES PARTY 2 | 84-SDY | DATA | | STATICS | BRUTE | PRELIM | FINAL FILM | | |
| . | 84-SDZ | | DATA | STATICS | BRUTE | PRELIM | FINAL FILM | | |
| ARCOONA GILES PARTY 2 | 84-SFH | DATA | STATICS | BRUTE | PRELIM | | FINAL FILM | | |
| . | 84-SFJ | DATA | STATICS | BRUTE | PRELIM | | FINAL FILM | | |
| . | 84-SFK | DATA | STATICS | | PRELIM | | FINAL FILM | | |
| . | 84-SFL | DATA | STATICS | BRUTE | PRELIM | | FINAL FILM | | |
| . | 84-SFM | DATA | STATICS | BRUTE | PRELIM | FINAL | FILM | | |
| MUTEROO-SPENCER HOGARTH PARTY 5 | 84-SHM | | | DATA | STATICS | BRUTE | FINAL FILM | | |
| . | 84-SHN | | | DATA | STATICS | BRUTE | FINAL FILM | | |
| . | 84-SHP | | | DATA | STATICS | BRUTE | FINAL FILM | | |
| . | 84-SHQ | | | DATA | STATICS | BRUTE | FINAL FILM | | |
| . | 84-SHR | | | DATA | STATICS | BRUTE | FINAL FILM | | |
| . | 84-SHS | | | DATA | STATICS | BRUTE | FINAL FILM | | |
| . | 84-SHT | | | DATA | STATICS | BRUTE | FINAL FILM | | |
| . | 84-SHW | | | DATA | STATICS | BRUTE | FINAL FILM | | |
| WARRA REGIONAL HOGARTH PARTY 5 | 84-SHX | | | DATA | STATICS | BRUTE | PRE-LIM | FI-NAL | FILM |
| BOXWOOD-PANDO HOGARTH PARTY 4 | 84-SHY | | | DATA | STATICS | BRUTE | PRE-LIM | FI-NAL | FILM |
| WARRA REGIONAL HOGARTH PARTY 5 | 84-SHZ | | | DATA | STATICS | BRUTE | PRE-LIM | FI-NAL | FILM |
| BOXWOOD-PANDO HOGARTH PARTY 5 | 84-SJA | | | DATA | STATICS | BRUTE | PRE-LIM | FI-NAL | FILM |
| . | 84-SJB | | | DATA | STATICS | BRUTE | PRE-LIM | FI-NAL | FILM |
| . | 84-SJC | | | DATA | STATICS | BRUTE | PRE-LIM | FI-NAL | FILM |
| . | 84-SJD | | | DATA | STATICS | BRUTE | PRE-LIM | FI-NAL | FILM |
| . | 84-SJE | | | DATA | STATICS | BRUTE | PRE-LIM | FI-NAL | FILM |
| . | 84-SJF | | | DATA | STATICS | BRUTE | PRE-LIM | FI-NAL | FILM |
| . | 84-SJG | | | DATA | STATICS | BRUTE | PRE-LIM | FI-NAL | FILM |
| WARRA REGIONAL HOGARTH PARTY 5 | 84-SJH | | | DATA | STATICS | BRUTE | PRE-LIM | FI-NAL | FILM |
| . | 84-SJJ | | | DATA | STATICS | BRUTE | PRE-LIM | FI-NAL | FILM |
| MILPERA-CHIDLEE HOGARTH PARTY 5 | 84-SJK | | | DATA | STATICS | BRUTE | PRE-LIM | FI-NAL | FILM |
| . | 84-SJL | | | DATA | STATICS | BRUTE | PRE-LIM | FI-NAL | FILM |
| . | 84-SJM | | | DATA | STATICS | BRUTE | PRE-LIM | FI-NAL | FILM |
| . | 84-SJN | | | DATA | STATICS | BRUTE | PRE-LIM | FI-NAL | FILM |
| . | 84-SJP | | | DATA | STATICS | BRUTE | PRE-LIM | FI-NAL | FILM |
| ARCOONA GILES PARTY 2 | 84-SJQ | DATA | STATICS | | BRUTE | FINAL | FILM | | |
| MUTEROO-SPENCER HOGARTH PARTY 5 | 84-SJR | | | DATA | STATICS | BRUTE | FINAL FILM | | |
| . | | MAR | APR | MAY | JUN | JUL | AUG | SEP | OCT |

# MURTA BLOCK, PEL 5 & 6 SA

## EXPLORATION REPORT

## JULY 1984

Contents

1. Drilling
2. Seismic Acquisition
3. Seismic Processing

Distribution (18)

Delhi (12) - R.J.S. Hollingsworth
M.P. Middleton
J.T. Frazer
O.W. Nugent
T.J. Mount
R.S. Heath
J.W. Adams
I.B. Galloway
N.S. Hollis
J. Hughes
J.H. Allen
Library

Santos (2)
Vamgas
SAOGC
Hartogen
South Australian Department of Mines & Energy




SA1 Group
Delhi Petroleum Pty Ltd
August 1984

# 1. DRILLING

## 1984 Exploration Drilling Expenditure Table

| Status | NOPE | Well Name | Budget ($) | NOPE ($) | Forecast ($) |
|---|---|---|---|---|---|
| Base | | "Wancoocha 2" | 615,000 | - | 615,000 |
| Base | | "Dunoon 1" | 710,000 | - | 710,000 |
| | | | 1,325,000 | - | 1,325,000 |

## 1984 Exploration Drilling Programme Table

| | Budget | Spudded This Month | Spudded To Date | Remaining | Forecast Final |
|---|---|---|---|---|---|
| Base | 2 | - | - | 2 | 2 |

# 2. SEISMIC ACQUISITION

## 1984 Seismic Expenditure Table

| Status | NOPE | Survey | Original Budget | NOPE | Forecast |
|---|---|---|---|---|---|
| Base | 1342 | Hogarth-MUR | 840,000 | 990,000 | 707,000 |

## 1984 Seismic Acquisition Table (km)

| Survey | Budget | Forecast Final | This Month | To Date | Forecast Remaining |
|---|---|---|---|---|---|
| Hogarth-MUR | 300 | 353 | Nil | 353 | Nil |

# MURTA BLOCK - LINE INDEX MAP 1983/1984

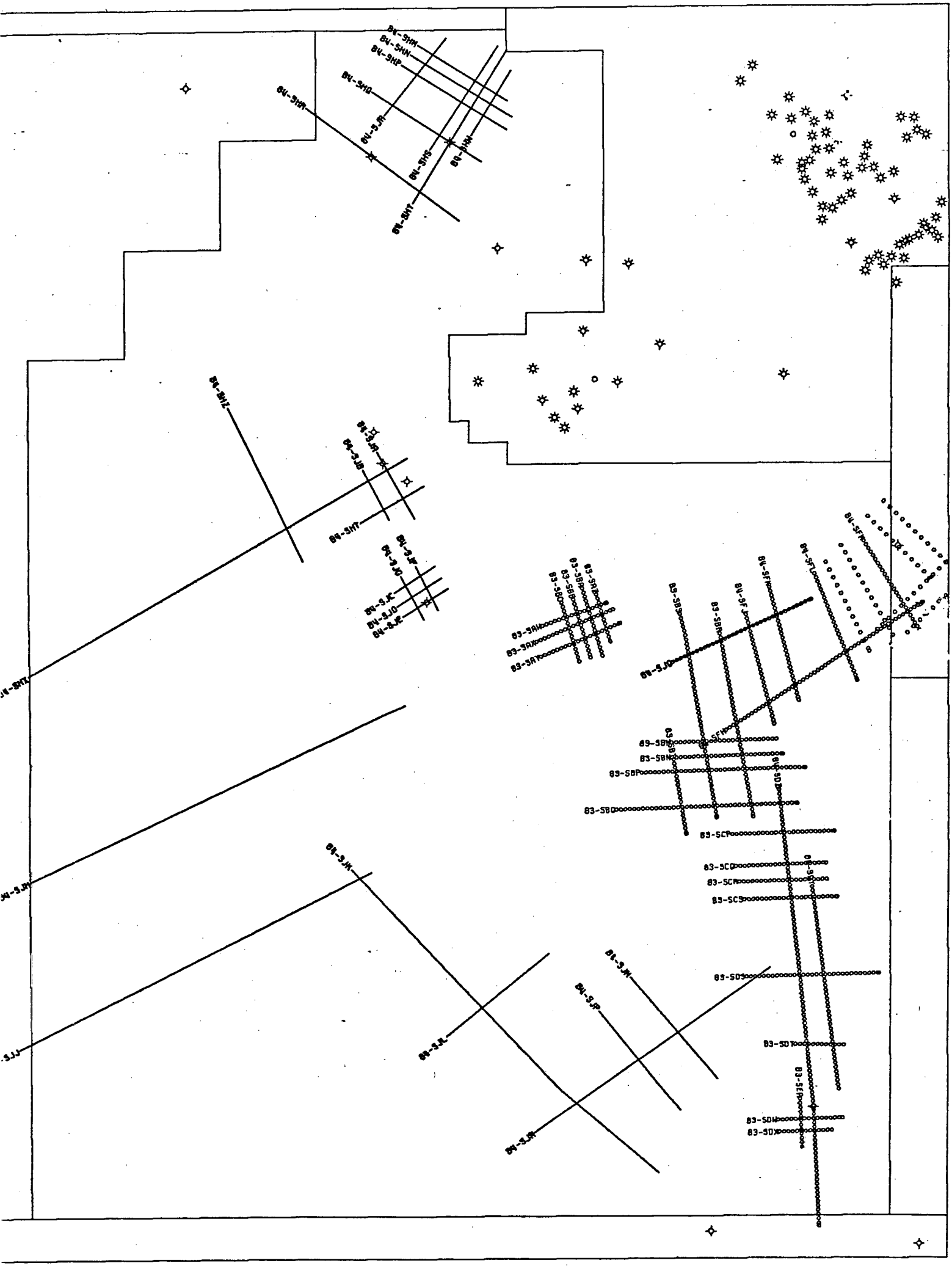


1983/84 GILES-MUR ——— 1984 HOGARTH-MUR

1984 HOGARTH-NM

1983 PROGRAMME

BLOCK: MURTA

SURVEY: GILES-MUR

| | | km |
|---|---|---|
| **Wancoocha** | | |
| 83-SAW | 170-323 | 5.738 |
| 83-SAX | 200-387 | 7.013 |
| 83-SAY | 200-394 | 7.275 |
| 83-SAZ | 200-312 | 4.200 |
| 83-SBA | 200-360 | 6.000 |
| 83-SBB | 200-337 | 5.138 |
| 83-SBC | 200-340 | 5.250 |
| | | 40.614 |
| **Dunoon** | | |
| 83-SBM | 100-339 | 8.963 |
| 83-SBN | 100-353 | 9.488 |
| 83-SBP | 100-473 | 13.987 |
| 83-SBQ | 100-512 | 15.450 |
| 83-SBR | 100-526 | 15.975 |
| 83-SBS | 100-573 | 17.737 |
| 83-SBT | 100-273 | 6.487 |
| | | 88.087 |
| **Larow-Kambora-Kumbarie** | | |
| 83-SCP | 200- 434 | 8.775 |
| 83-SCQ | 200- 406 | 7.725 |
| 83-SCR | 200- 400 | 7.500 |
| 83-SCS | 200- 412 | 7.950 |
| 83-SDS | 200- 502 | 11.325 |
| 83-SDT | 200- 310 | 4.125 |
| 83-SDW | 200- 348 | 5.550 |
| 83-SDX | 200- 320 | 4.500 |
| 84-SDY | 200- 670 | 17.625 |
| 84-SDZ | 200-1206 | 37.725 |
| 83-SEA | 200- 310 | 4.125 |
| | | 116.925 |
| **Murteree Ridge-Arcoona Fault** | | |
| 84-SFH | 200-733 | 19.988 |
| 84-SFJ | 200-459 | 9.713 |
| 84-SFK | 200-467 | 10.013 |
| 84-SFL | 147-463 | 11.850 |
| 84-SFM | 147-450 | 11.363 |
| 84-SJQ | 200-546 | 12.975 |
| | | 75.902 |
| Giles-MUR Total | | 321.575 |

# 1984 PROGRAMME

BLOCK MURTA — SURVEY: HOGARTH-MUR

## Milpera - Chidlee

| | | |
|---|---|---|
| 84-SJK | 200-1190 | 37.125 km |
| 84-SJL | 200-500 | 11.250 km |
| 84-SJM | 200-854 | 24.525 km |
| 84-SJN | 200-506 | 11.475 km |
| 84-SJP | 200-492 | 10.950 km |
| | | 95.325 km |

## Warra Regional

| | | |
|---|---|---|
| 84-SJH | 200-1140 | 35.250 km |
| 84-SJJ | 200-1096 | 33.600 km |
| 84-SHZ | 200-590 | 14.625 km |
| 84-SHX | 200-1192 | 37.200 km |
| | | 120.673 km |

## Boxwood - Pando

| | | |
|---|---|---|
| 84-SJA | 200-376 | 6.600 km |
| 84-SJB | 200-330 | 4.875 km |
| 84-SJC | 200-312 | 4.200 km |
| 84-SJD | 200-322 | 4.575 km |
| 84-SJE | 200-322 | 4.575 km |
| 84-SJF | 200-312 | 4.200 km |
| 84-SJG | 200-312 | 4.200 km |
| 84-SHY | 200-368 | 6.300 km |
| | | 39.525 km |

## Muteroo - Spencer

| | | |
|---|---|---|
| 84-SJR | 200-426 | 8.475 km |
| 84-SHM | 200-440 | 9.000 km |
| 84-SHN | 200-472 | 10.200 km |
| 84-SHP | 200-480 | 10.500 km |
| 84-SHQ | 200-498 | 11.175 km |
| 84-SHR | 200-634 | 16.275 km |
| 84-SHS | 200-480 | 10.500 km |
| 84-SHT | 200-608 | 15.300 km |
| 84-SHW | 200-372 | 6.450 km |
| | | 97.875 km |

1984 HOGARTH-MUR TOTAL 353.400 km

# 3. SEISMIC PROCESSING

## 1983/84 Giles-MUR Seismic Survey

### Summary

All 1983 lines were migrated in July using F-K migration and 110% smoothed velocities.

## Larow-Kumbarie, Arcoona

All 1984 lines reached final stack and are waiting on film approval.

## 1984 Hogarth-MUR Seismic Survey

Statics for all the remaining lines were sent to WGC during July. Brute stacks have been received for Spencer and Boxwood lines. The test sequence on 84-SHT and 84-SJE have not been completed.

## Reprocessing

130.1 stacks were in early July and are waiting on film approval.

MURTA BLOCK STATUS REPORT

SYMBOLS USED

NLINE : Line name (YY-XXXX)
BCODE : Block code
CNTDA : Current Data? (Y/N)
DPROC : Data at processor (DD/MM/YY)
SPROC : Statics at processor (DD/MM/YY)
BSTAK : Brute stack received (30)(DD/MM/YY)
PSTAK : Preliminary stack (60)(DD/MM/YY)
FINAL : Final stack (130)(DD/MM/YY)
NFILM : Film-normal polarity(140)(DD/MM/YY)
DISTD : Finals distributed (DD/MM/YY)

DD/MM/YY : Current Data
DD-MM-YY : Projected Data

MURTA BLOCK STATUS REPORT

| NLINE | BCODE | CNTDA | DPROC | SPROC | BSTAK | PSTAK | FINAL | NFILM | DISTD |
|---|---|---|---|---|---|---|---|---|---|
| 79-JSMR | MUR | Y | 27/02/84 | 27/03/84 | 21/06/84 | 26/06/84 | 03/07/84 | 30-07-84 | 10-08-84 |
| 79-JSNR | MUR | Y | 27/02/84 | 27/03/84 | 21/06/84 | 03/07/84 | 03/07/84 | 30-07-84 | 10-08-84 |
| 79-JSSR | MUR | Y | 27/02/84 | 27/03/84 | 21/06/84 | 26/06/84 | 03/07/84 | 30-07-84 | 10-08-84 |
| 79-JSWR | MUR | Y | 27/02/84 | 27/03/84 | 21/06/84 | 06/06/84 | 03/07/84 | 30-07-84 | 10-08-84 |
| 83-SAW | MUR | Y | 29/11/83 | 22/12/83 | 16/01/84 | 06/02/84 | 17/05/84 | 19/06/84 | 29/06/84 |
| 83-SAX | MUR | Y | 02/12/83 | 22/12/83 | 18/01/84 | 06/02/84 | 02/03/84 | 19/06/84 | 29/06/84 |
| 83-SAY | MUR | Y | 29/11/83 | 22/12/83 | 16/01/84 | 03/02/84 | 17/05/84 | 19/06/84 | 29/06/84 |
| 83-SAZ | MUR | Y | 29/11/83 | 22/12/83 | 18/01/84 | 03/02/84 | 17/05/84 | 19/06/84 | 29/06/84 |
| 83-SBA | MUR | Y | 29/11/83 | 22/12/83 | 16/01/84 | 23/01/84 | 17/05/84 | 19/06/84 | 29/06/84 |
| 83-SBB | MUR | Y | 29/11/83 | 22/12/83 | 16/01/84 | 09/02/84 | 17/05/84 | 19/06/84 | 29/06/84 |
| 83-SBC | MUR | Y | 29/11/83 | 22/12/83 | 16/01/84 | 06/02/84 | 17/05/84 | 19/06/84 | 29/06/84 |
| 83-SBM | MUR | Y | 08/12/83 | 22/12/83 | 03/02/84 | 09/02/84 | 20/03/84 | 19/06/84 | 29/06/84 |
| 83-SBN | MUR | Y | 05/12/83 | 22/12/83 | 06/02/84 | 09/02/84 | 02/03/84 | 19/06/84 | 29/06/84 |
| 83-SBP | MUR | Y | 02/12/83 | 22/12/83 | 03/02/84 | 09/02/84 | 02/03/84 | 19/06/84 | 29/06/84 |
| 83-SBQ | MUR | Y | 02/12/83 | 22/12/83 | 03/02/84 | 13/02/84 | 02/03/84 | 19/06/84 | 29/06/84 |
| 83-SBR | MUR | Y | 05/12/83 | 22/12/83 | 03/02/84 | 13/02/84 | 02/03/84 | 19/06/84 | 29/06/84 |
| 83-SBS | MUR | Y | 02/12/83 | 22/12/83 | 03/02/84 | 13/02/84 | 02/03/84 | 19/06/84 | 29/06/84 |
| 83-SBT | MUR | Y | 02/12/83 | 22/12/83 | 06/02/84 | 09/02/84 | 02/03/84 | 19/06/84 | 29/06/84 |
| 83-SCP | MUR | Y | 05/12/83 | 28/12/83 | 03/02/84 | 06/02/84 | 02/03/84 | 19/06/84 | 29/06/84 |
| 83-SCQ | MUR | Y | 05/12/83 | 28/12/83 | 03/02/84 | 06/02/84 | 02/03/84 | 19/06/84 | 29/06/84 |
| 83-SCR | MUR | Y | 05/12/83 | 28/12/83 | 03/02/84 | 09/02/84 | 02/03/84 | 19/06/84 | 29/06/84 |
| 83-SCS | MUR | Y | 05/12/83 | 28/12/83 | 06/02/84 | 09/02/84 | 02/03/84 | 19/06/84 | 29/06/84 |
| 83-SDS | MUR | Y | 05/01/84 | 08/02/84 | 13/02/84 | 17/02/84 | 02/03/84 | 19/06/84 | 29/06/84 |
| 83-SDT | MUR | Y | 05/01/84 | 01/02/84 | 13/02/84 | 29/02/84 | 02/03/84 | 19/06/84 | 29/06/84 |
| 83-SDW | MUR | Y | 05/01/84 | 01/02/84 | 13/02/84 | 29/02/84 | 02/03/84 | 19/06/84 | 29/06/84 |
| 83-SDX | MUR | Y | 05/01/84 | 01/02/84 | 09/02/84 | 17/02/84 | 02/03/84 | 19/06/84 | 29/06/84 |
| 83-SEA | MUR | Y | 05/01/84 | 01/02/84 | 09/02/84 | 17/02/84 | 02/03/84 | 19/06/84 | 29/06/84 |

MURTA BLOCK STATUS REPORT

| NLINE | BCODE | CNTDA | DPROC | SPROC | BSTAK | PSTAK | FINAL | NFILM | DISTD |
|---|---|---|---|---|---|---|---|---|---|
| 84-SDY | MUR | Y | 01/03/84 | 01/05/84 | 01/06/84 | 20/06/84 | 03/07/84 | 30-08-84 | 10-09-84 |
| 84-SDZ | MUR | Y | 16/03/84 | 01/05/84 | 01/06/84 | 20/06/84 | 03/07/84 | 30-08-84 | 10-09-84 |
| 84-SFH | MUR | Y | 01/03/84 | 26/03/84 | 02/05/84 | 17/05/84 | 03/07/84 | 30-08-84 | 15-09-84 |
| 84-SFJ | MUR | Y | 01/03/84 | 26/03/84 | 16/05/84 | 30/05/84 | 03/07/84 | 30-08-84 | 15-09-84 |
| 84-SFK | MUR | Y | 01/03/84 | 26/03/84 | 01/06/84 | 07/06/84 | 03/07/84 | 30-08-84 | 15-09-84 |
| 84-SFL | MUR | Y | 01/03/84 | 26/03/84 | 18/05/84 | 30/05/84 | 04/07/84 | 30-08-84 | 15-09-84 |
| 84-SFM | MUR | Y | 01/03/84 | 26/03/84 | 06/04/84 | 16/04/84 | 22/05/84 | 30-08-84 | 15-09-84 |
| 84-SHM | MUR | Y | 11/05/84 | 29/05/84 | 07/07/84 | 21-08-84 | 10-09-84 | 10-10-84 | 20-10-84 |
| 84-SHN | MUR | Y | 11/05/84 | 29/05/84 | 07/07/84 | 21-08-84 | 10-09-84 | 10-10-84 | 20-10-84 |
| 84-SHP | MUR | Y | 15/05/84 | 29/05/84 | 07/07/84 | 21-08-84 | 10-09-84 | 10-10-84 | 20-10-84 |
| 84-SHQ | MUR | Y | 11/05/84 | 29/05/84 | 07/07/84 | 21-08-84 | 10-09-84 | 10-10-84 | 20-10-84 |
| 84-SHR | MUR | Y | 15/05/84 | 29/05/84 | 07/07/84 | 21-08-84 | 10-09-84 | 10-10-84 | 20-10-84 |
| 84-SHS | MUR | Y | 11/05/84 | 29/05/84 | 07/07/84 | 21-08-84 | 10-09-84 | 10-10-84 | 20-10-84 |
| 84-SHT | MUR | Y | 11/05/84 | 29/05/84 | 07/07/84 | 21-08-84 | 10-09-84 | 10-10-84 | 20-10-84 |
| 84-SHW | MUR | Y | 15/05/84 | 29/05/84 | 07/07/84 | 21-08-84 | 10-09-84 | 10-10-84 | 20-10-84 |
| 84-SHX | MUR | Y | 15/05/84 | 06/08/84 | 20-08-84 | 20-09-84 | 30-09-84 | 10-10-84 | 20-10-84 |
| 84-SHY | MUR | Y | 15/05/84 | 06/07/84 | 20/07/84 | 20-09-84 | 30-09-84 | 10-10-84 | 20-10-84 |
| 84-SHZ | MUR | Y | 15/05/84 | 06/08/84 | 20-08-84 | 21-08-84 | 10-09-84 | 10-10-84 | 20-10-84 |
| 84-SJA | MUR | Y | 15/05/84 | 06/07/84 | 20/07/84 | 20-09-84 | 30-09-84 | 10-10-84 | 20-10-84 |
| 84-SJB | MUR | Y | 15/05/84 | 06/07/84 | 20/07/84 | 20-09-84 | 30-09-84 | 10-10-84 | 20-10-84 |
| 84-SJC | MUR | Y | 15/05/84 | 06/07/84 | 20/07/84 | 20-09-84 | 30-09-84 | 10-10-84 | 20-10-84 |
| 84-SJD | MUR | Y | 15/05/84 | 06/07/84 | 20/07/84 | 20-09-84 | 30-09-84 | 10-10-84 | 20-10-84 |
| 84-SJE | MUR | Y | 15/05/84 | 06/07/84 | 20/07/84 | 20-09-84 | 30-09-84 | 10-10-84 | 20-10-84 |
| 84-SJF | MUR | Y | 15/05/84 | 06/07/84 | 20/07/84 | 20-09-84 | 30-09-84 | 10-10-84 | 20-10-84 |
| 84-SJG | MUR | Y | 15/05/84 | 06/07/84 | 20/07/84 | 20-09-84 | 30-09-84 | 10-10-84 | 20-10-84 |
| 84-SJH | MUR | Y | 15/05/84 | 06/08/84 | 30-08-84 | 20-09-84 | 30-09-84 | 10-10-84 | 20-10-84 |
| 84-SJJ | MUR | Y | 11/05/84 | 06/08/84 | 30-08-84 | 21-08-84 | 10-09-84 | 10-10-84 | 20-10-84 |
| 84-SJK | MUR | Y | 17/05/84 | 30/07/84 | 30-08-84 | 20-09-84 | 30-09-84 | 10-10-84 | 20-10-84 |
| 84-SJL | MUR | Y | 11/05/84 | 30/07/84 | 30-08-84 | 21-08-84 | 10-09-84 | 10-10-84 | 20-10-84 |
| 84-SJM | MUR | Y | 17/05/84 | 30/07/84 | 30-08-84 | 21-08-84 | 10-09-84 | 10-10-84 | 20-10-84 |
| 84-SJN | MUR | Y | 17/05/84 | 30/07/84 | 30-08-84 | 21-08-84 | 10-09-84 | 10-10-84 | 20-10-84 |
| 84-SJP | MUR | Y | 17/05/84 | 30/07/84 | 30-08-84 | 21-08-84 | 10-09-84 | 10-10-84 | 20-10-84 |
| 84-SJQ | MUR | Y | 01/03/84 | 26/03/84 | 30/05/84 | 30/05/84 | 04/07/84 | 30-08-84 | 15-09-84 |
| 84-SJR | MUR | Y | 11/05/84 | 29/05/84 | 07/07/84 | 11-07-84 | 30-08-84 | 10-09-84 | 20-09-84 |

19-AUG-84

DELHI PETROLEUM PTY LTD

## MURTA BLOCK STATUS REPORT PART 1

| AREA | LINE | FEB | MAR | APR | MAY | JUN | JUL | AUG |
|---|---|---|---|---|---|---|---|---|
| MOONLIGHT FLAT RE-PROC | 79-JSMR | | DATA | STATICS | | | FINAL | FILM |
| . | 79-JSNR | | DATA | STATICS | | BRUTE | PRELIM | FILM |
| . | 79-JSSR | | DATA | STATICS | | | FINAL | FILM |
| . | 79-JSWR | | DATA | STATICS | | BRUTE | FINAL | FILM |
| | | FEB | MAR | APR | MAY | JUN | JUL | AUG |

8-AUG-84

DELHI PETROLEUM PTY LTD

# MURTA BLOCK STATUS REPORT PART 2

| AREA | LINE | NOV | DEC | JAN | FEB | MAR | APR | MAY | JUN | JUL |
|---|---|---|---|---|---|---|---|---|---|---|
| WANCOOCHA GILES PARTY 1 | 83-SAW | | DATA | STATICS | BAUTE | PRELIM | | FINAL | FILM | DIST |
| . | 83-SAX | | DATA | STATICS | BAUTE | PRELIM | FINAL | | FILM | DIST |
| . | 83-SAY | | DATA | STATICS | BAUTE | PRELIM | | FINAL | FILM | DIST |
| . | 83-SAZ | | DATA | STATICS | BAUTE | PRELIM | | FINAL | FILM | DIST |
| . | 83-SBA | | DATA | STATICS | BA-UTE | PRELIM | | FINAL | FILM | DIST |
| . | 83-SBB | | DATA | STATICS | BAUTE | PRELIM | | FINAL | FILM | DIST |
| . | 83-SBC | | DATA | STATICS | BAUTE | PRELIM | | FINAL | FILM | DIST |
| DUNOON GILES PARTY 1 | 83-SBM | | DATA | STATICS | | PRELIM | FINAL | | FILM | DIST |
| . | 83-SBN | | DATA | STATICS | | PRELIM | FINAL | | FILM | DIST |
| . | 83-SBP | | DATA | STATICS | | PRELIM | FINAL | | FILM | DIST |
| . | 83-SBQ | | DATA | STATICS | BA-UTE | PRELIM | FINAL | | FILM | DIST |
| . | 83-SBR | | DATA | STATICS | BA-UTE | PRELIM | FINAL | | FILM | DIST |
| . | 83-SBS | | DATA | STATICS | BA-UTE | PRELIM | FINAL | | FILM | DIST |
| . | 83-SBT | | DATA | STATICS | | PRELIM | FINAL | | FILM | DIST |
| LAROW GILES PARTY 1 | 83-SCP | | DATA | STATICS | | PRELIM | FINAL | | FILM | DIST |
| . | 83-SCQ | | DATA | STATICS | | PRELIM | FINAL | | FILM | DIST |
| . | 83-SCR | | DATA | STATICS | | PRELIM | FINAL | | FILM | DIST |
| . | 83-SCS | | DATA | STATICS | | PRELIM | FINAL | | FILM | DIST |
| MURTA GILES PARTY 1 | 83-SDS | | | DATA | | PRELIM | FINAL | | FILM | DIST |
| . | 83-SDT | | | DATA | STA-TICS | BAUTE | FINAL | | FILM | DIST |
| . | 83-SDW | | | DATA | STA-TICS | BAUTE | FINAL | | FILM | DIST |
| . | 83-SDX | | | DATA | BA-UTE | PRELIM | FINAL | | FILM | DIST |
| . | 83-SEA | | | DATA | BA-UTE | PRELIM | FINAL | | FILM | DIST |
| | | NOV | DEC | JAN | FEB | MAR | APR | MAY | JUN | JUL |

8-AUG-84

DELHI PETROLEUM PTY LTD

# MURTA BLOCK STATUS REPORT PART 3

| AREA | LINE | MAR | APR | MAY | JUN | JUL | AUG | SEP | OCT |
|---|---|---|---|---|---|---|---|---|---|
| LARROW-KUMBARIE GILES PARTY 2 | 84-SDY | DATA | | STATICS | BRUTE PRELIM | FINAL | | FILM | |
| . | 84-SDZ | DATA | | STATICS | BRUTE PRELIM | FINAL | | FILM | |
| ARCOONA GILES PARTY 2 | 84-SFH | DATA | STATICS | BRUTE | PRELIM | FINAL | | FILM | |
| . | 84-SFJ | DATA | STATICS | BRUTE | PRELIM | FINAL | | FILM | |
| . | 84-SFK | DATA | STATICS | | PRELIM | FINAL | | FILM | |
| . | 84-SFL | DATA | STATICS | BRUTE | PRELIM | FINAL | | FILM | |
| . | 84-SFM | DATA | STA-TICS BRU-TE | PRELIM | | FINAL | | FILM | |
| MUTEROO-SPENCER HOGARTH PARTY 5 | 84-SHM | | | DATA | STATICS | BRUTE | PRELIM | FINAL | FILM |
| . | 84-SHN | | | DATA | STATICS | BRUTE | PRELIM | FINAL | FILM |
| . | 84-SHP | | | DATA | STATICS | BRUTE | PRELIM | FINAL | FILM |
| . | 84-SHQ | | | DATA | STATICS | BRUTE | PRELIM | FINAL | FILM |
| . | 84-SHR | | | DATA | STATICS | BRUTE | PRELIM | FINAL | FILM |
| . | 84-SHS | | | DATA | STATICS | BRUTE | PRELIM | FINAL | FILM |
| . | 84-SHT | | | DATA | STATICS | BRUTE | PRELIM | FINAL | FILM |
| . | 84-SHW | | | DATA | STATICS | BRUTE | PRELIM | FINAL | FILM |
| WARRA REGIONAL HOGARTH PARTY 5 | 84-SHX | | | DATA | | STA-TICS | BRUTE | PRE-LIM FI-NAL | FILM |
| BOXWOOD-PANDO HOGARTH PARTY 4 | 84-SHY | | | DATA | | STA-TICS | BRUTE | PRE-LIM FI-NAL | FILM |
| WARRA REGIONAL HOGARTH PARTY 5 | 84-SHZ | | | DATA | | STA-TICS | PRELIM | FINAL | FILM |
| BOXWOOD-PANDO HOGARTH PARTY 5 | 84-SJA | | | DATA | | STA-TICS | BRUTE | PRE-LIM FI-NAL | FILM |
| . | 84-SJB | | | DATA | | STA-TICS | BRUTE | PRE-LIM FI-NAL | FILM |
| . | 84-SJC | | | DATA | | STA-TICS | BRUTE | PRE-LIM FI-NAL | FILM |
| . | 84-SJD | | | DATA | | STA-TICS | BRUTE | PRE-LIM FI-NAL | FILM |
| . | 84-SJE | | | DATA | | STA-TICS | BRUTE | PRE-LIM FI-NAL | FILM |
| . | 84-SJF | | | DATA | | STA-TICS | BRUTE | PRE-LIM FI-NAL | FILM |
| . | 84-SJG | | | DATA | | STA-TICS | BRUTE | PRE-LIM FI-NAL | FILM |
| WARRA REGIONAL HOGARTH PARTY 5 | 84-SJH | | | DATA | | | STATICS | BRUTE PRE-LIM FI-NAL | FILM |
| . | 84-SJJ | | | DATA | | | STATICS | BRUTE FINAL | FILM |
| MILPERA-CHIDLEE HOGARTH PARTY 5 | 84-SJK | | | DATA | | | STATICS | BRUTE PRE-LIM FI-NAL | FILM |
| . | 84-SJL | | | DATA | | | STATICS | BRUTE FINAL | FILM |
| . | 84-SJM | | | DATA | | | STATICS | BRUTE FINAL | FILM |
| . | 84-SJN | | | DATA | | | STATICS | BRUTE FINAL | FILM |
| . | 84-SJP | | | DATA | | | STATICS | BRUTE FINAL | FILM |
| ARCOONA GILES PARTY 2 | 84-SJQ | DATA | STATICS | | BRUTE | FINAL | | FILM | |
| MUTEROO-SPENCER HOGARTH PARTY 5 | 84-SJR | | | DATA | STATICS | | PRELIM | FINAL FILM | |
| | | MAR | APR | MAY | JUN | JUL | AUG | SEP | OCT |

# MURTA BLOCK, PEL 5 & 6 SA

## EXPLORATION REPORT

## AUGUST 1984

Contents

1. Drilling
2. Seismic Acquisition
3. Seismic Processing

Distribution (19)

Delhi (13) - R.J.S. Hollingsworth
M.P. Middleton
J.T. Frazer
O.W. Nugent
T.J. Mount
P.G. Moorfield
R.S. Heath
J.W. Adams
I.B. Galloway
N.S. Hollis
J. Hughes
J.H. Allen
Library

Santos (2)
Vamgas
SAOGC
Hartogen
South Australian Department of Mines & Energy

RECEIVED
23 SEP 1984
DEPT. OF MINES AND ENERGY SECURITY
4886

SA1 Group
Delhi Petroleum Pty Ltd
September 1984

# 1. DRILLING

## 1984 Exploration Drilling Expenditure Table

| Status | NOPE | Well Name | Budget ($) | NOPE ($) | Forecast ($) |
|---|---|---|---|---|---|
| Base | | "Wancoocha 2" | 615,000 | - | 615,000 |
| Base | | "Dunoon 1" | 710,000 | - | 710,000 |
| | | | 1,325,000 | - | 1,325,000 |

## 1984 Exploration Drilling Programme Table

| | Budget | Spudded This Month | Spudded To Date | Remaining | Forecast Final |
|---|---|---|---|---|---|
| Base | 2 | - | - | 2 | 2 |

# 2. SEISMIC ACQUISITION

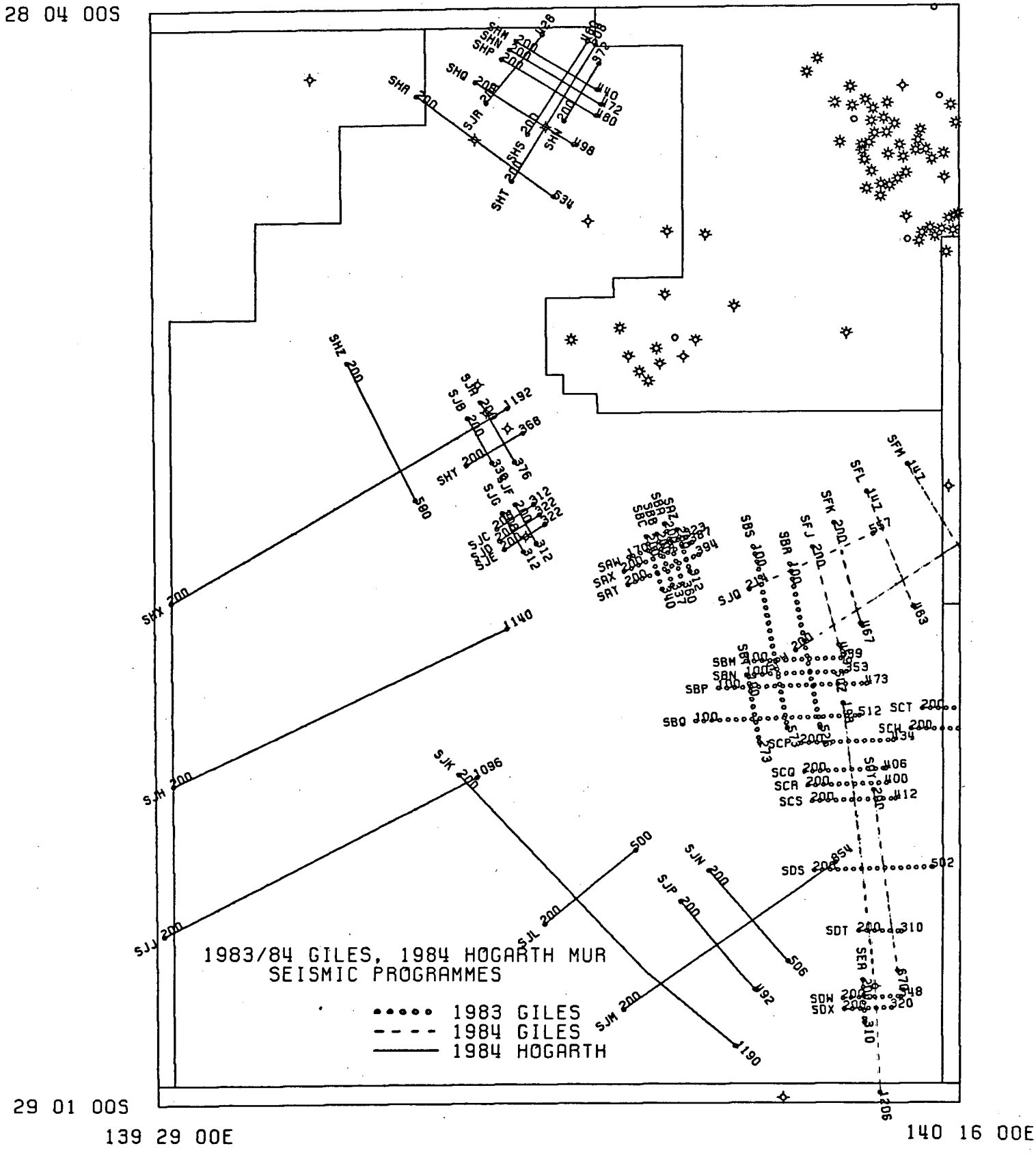
28 04 00S
29 01 00S
139 29 00E
140 16 00E
1983/84 GILES, 1984 HOGARTH MUR
SEISMIC PROGRAMMES
1983 GILES
1984 GILES
1984 HOGARTH

## 1984 Seismic Expenditure Table

| Status | NOPE | Survey | Original Budget | NOPE | Forecast |
|---|---|---|---|---|---|
| Base | 1342 | Hogarth-MUR | 862,010 | 990,000 | 654,500 |

## 1984 Seismic Acquisition Table (km)

| Survey | Budget | Forecast Final | This Month | To Date | Forecast Remaining |
|---|---|---|---|---|---|
| Hogarth-MUR | 300 | 354 | Nil | 354 | Nil |

1984 PROGRAMME

Block: Murta

Survey: Hogarth-MUR

Milpera - Chidlee

| | | |
|---|---|---|
| 84-SJK | 200 - 1192 | 37.200 |
| 84-SJL | 200 - 500 | 11.250 |
| 84-SJm | 200 - 856 | 24.600 |
| 84-SJN | 200 - 504 | 11.400 |
| 84-SJP | 200 - 492 | 10.950 |
| | | 95.400 |

Warra Regional

| | | |
|---|---|---|
| 84-SJH | 200 - 1140 | 35.250 |
| 84-SJJ | 200 - 1092 | 33.450 |
| 84-SHZ | 200 - 592 | 14.700 |
| 84-SHX | 200 - 1192 | 37.200 |
| | | 120.600 |

Boxwood - Pando

| | | |
|---|---|---|
| 84-SJA | 200 - 376 | 6.600 |
| 84-SJB | 200 - 332 | 4.950 |
| 84-SJC | 200 - 312 | 4.200 |
| 84-SJD | 200 - 324 | 4.650 |
| 84-SJE | 200 - 324 | 4.650 |
| 84-SJF | 200 - 312 | 4.200 |
| 84-SJG | 200 - 312 | 4.200 |
| 84-SHY | 200 - 368 | 6.300 |
| | | 39.750 |

Muteroo - Spencer

| | | |
|---|---|---|
| 84-SJR | 200 - 428 | 8.550 |
| 84-SHM | 200 - 440 | 9.000 |
| 84-SHN | 200 - 472 | 10.200 |
| 84-SHP | 200 - 480 | 10.500 |
| 84-SHQ | 200 - 500 | 11.250 |
| 84-SHR | 200 - 634 | 16.275 |
| 84-SHS | 200 - 480 | 10.500 |
| 84-SHT | 200 - 608 | 15.300 |
| 84-SHW | 200 - 372 | 6.450 |
| | | 98.030 |

1984 Hogarth-MUR Total 353.780

BJS/SA1/111/7

# 3. SEISMIC PROCESSING

## 1983/84 Giles-MUR Seismic Survey

### Larow-Kumbarie

84-SDY and 84-SDZ have some large misties which can be attibuted to the differences in static applied to the 1983 lines and the static from 1984 upholes. The lines will be filmed with the misties.

### Arcoona

The six 1984 lines are waiting on film approval.

### Reprocessing (78-JSM, JSN, JSS, JSW).

The lines are being migrated. Approval to film the final stacks will be given in September.

## 1984 Hogarth-MUR Seismic Survey

Brute stacks were received for the Regional and Milpera area lines. Processing is proceeding on Spencer lines and preliminary stacks are expected at the end of September.

Processing of Panoo-Boxwood lines is waiting on additional pre-stack testing on 84-SJE.

Geophysical Processing Status
MURTA BLOCK STATUS REPORT

## SYMBOLS USED

NLINE : Line name (YY-XXXX)
BCODE : Block code
CNTDA : Current Data? (Y/N)
DPROC : Data at processor (DD/MM/YY)
SPROC : Statics at processor (DD/MM/YY)
BSTAK : Brute stack received (30)(DD/MM/YY)
PSTAK : Preliminary stack (60)(DD/MM/YY)
FINAL : Final stack (130)(DD/MM/YY)
NFILM : Film-normal polarity(140)(DD/MM/YY)
DISTD : Finals distributed (DD/MM/YY)

DD/MM/YY: Current Data
DD-MM-YY: Projected Data

| NLINE | BCODE | CNTDA | DPROC | SPROC | BSTAK | PSTAK | FINAL | NFILM | DISTD |
|---|---|---|---|---|---|---|---|---|---|
| 79-JSMR | MUR | Y | 27/02/84 | 27/03/84 | 21/06/84 | 26/06/84 | 03/07/84 | 30-09-84 | 10-10-84 |
| 79-JSNR | MUR | Y | 27/02/84 | 27/03/84 | 21/06/84 | 03/07/84 | 03/07/84 | 30-09-84 | 10-10-84 |
| 79-JSSR | MUR | Y | 27/02/84 | 27/03/84 | 21/06/84 | 26/06/84 | 03/07/84 | 30-09-84 | 10-10-84 |
| 79-JSWR | MUR | Y | 27/02/84 | 27/03/84 | 21/06/84 | 06/06/84 | 03/07/84 | 30-09-84 | 10-10-84 |
| 84-SDY | MUR | Y | 01/03/84 | 01/05/84 | 01/06/84 | 20/06/84 | 03/07/84 | 30-09-84 | 10-10-84 |
| 84-SDZ | MUR | Y | 16/03/84 | 01/05/84 | 01/06/84 | 20/06/84 | 03/07/84 | 30-09-84 | 10-10-84 |
| 84-SFH | MUR | Y | 01/03/84 | 26/03/84 | 02/05/84 | 17/05/84 | 03/07/84 | 30-09-84 | 10-10-84 |
| 84-SFJ | MUR | Y | 01/03/84 | 26/03/84 | 16/05/84 | 30/05/84 | 03/07/84 | 30-09-84 | 10-10-84 |
| 84-SFK | MUR | Y | 01/03/84 | 26/03/84 | 01/06/84 | 07/06/84 | 03/07/84 | 30-09-84 | 10-10-84 |
| 84-SFL | MUR | Y | 01/03/84 | 26/03/84 | 18/05/84 | 30/05/84 | 04/07/84 | 30-09-84 | 10-10-84 |
| 84-SFM | MUR | Y | 01/03/84 | 26/03/84 | 06/04/84 | 16/04/84 | 22/05/84 | 30-09-84 | 10-10-84 |
| 84-SHM | MUR | Y | 11/05/84 | 29/05/84 | 07/07/84 | 30-09-84 | 20-10-84 | 15-12-84 | 25-12-84 |
| 84-SHN | MUR | Y | 11/05/84 | 29/05/84 | 07/07/84 | 30-09-84 | 20-10-84 | 15-12-84 | 25-12-84 |
| 84-SHP | MUR | Y | 15/05/84 | 29/05/84 | 07/07/84 | 30-09-84 | 20-10-84 | 15-12-84 | 25-12-84 |
| 84-SHQ | MUR | Y | 11/05/84 | 29/05/84 | 07/07/84 | 30-09-84 | 20-10-84 | 15-12-84 | 25-12-84 |
| 84-SHR | MUR | Y | 15/05/84 | 29/05/84 | 07/07/84 | 30-09-84 | 20-10-84 | 15-12-84 | 25-12-84 |
| 84-SHS | MUR | Y | 11/05/84 | 29/05/84 | 07/07/84 | 30-09-84 | 20-10-84 | 15-12-84 | 25-12-84 |
| 84-SHT | MUR | Y | 11/05/84 | 29/05/84 | 07/07/84 | 30-09-84 | 20-10-84 | 15-12-84 | 25-12-84 |
| 84-SHW | MUR | Y | 15/05/84 | 29/05/84 | 07/07/84 | 30-09-84 | 20-10-84 | 15-12-84 | 25-12-84 |

Geophysical Processing Status
MURTA BLOCK STATUS REPORT

| NLINE | BCODE | CNTDA | DPROC | SPROC | BSTAK | PSTAK | FINAL | NFILM | DISTD |
|---|---|---|---|---|---|---|---|---|---|
| 84-SHX | MUR | Y | 15/05/84 | 03/08/84 | 21/08/84 | 25-10-84 | 30-09-84 | 15-12-84 | 25-12-84 |
| 84-SHY | MUR | Y | 15/05/84 | 06/07/84 | 20/07/84 | 10-10-84 | 30-09-84 | 15-12-84 | 25-12-84 |
| 84-SHZ | MUR | Y | 15/05/84 | 03/08/84 | 21/08/84 | 20-10-84 | 10-09-84 | 15-12-84 | 25-12-84 |
| 84-SJA | MUR | Y | 15/05/84 | 06/07/84 | 20/07/84 | 10-10-84 | 30-10-84 | 15-12-84 | 25-12-84 |
| 84-SJB | MUR | Y | 15/05/84 | 06/07/84 | 20/07/84 | 10-10-84 | 30-10-84 | 15-12-84 | 25-12-84 |
| 84-SJC | MUR | Y | 15/05/84 | 06/07/84 | 20/07/84 | 10-10-84 | 30-10-84 | 15-12-84 | 25-12-84 |
| 84-SJD | MUR | Y | 15/05/84 | 06/07/84 | 20/07/84 | 10-10-84 | 30-10-84 | 15-12-84 | 25-12-84 |
| 84-SJE | MUR | Y | 15/05/84 | 06/07/84 | 20/07/84 | 10-10-84 | 30-10-84 | 15-12-84 | 25-12-84 |
| 84-SJF | MUR | Y | 15/05/84 | 06/07/84 | 20/07/84 | 10-10-84 | 30-10-84 | 15-12-84 | 25-12-84 |
| 84-SJG | MUR | Y | 15/05/84 | 06/07/84 | 20/07/84 | 10-10-84 | 30-10-84 | 15-12-84 | 25-12-84 |
| 84-SJH | MUR | Y | 15/05/84 | 03/08/84 | 27/08/84 | 25-10-84 | 10-11-84 | 15-12-84 | 25-12-84 |
| 84-SJJ | MUR | Y | 11/05/84 | 03/08/84 | 21/08/84 | 25-10-84 | 10-11-84 | 15-12-84 | 25-12-84 |
| 84-SJK | MUR | Y | 17/05/84 | 30/07/84 | 03/08/84 | 20-10-84 | 10-11-84 | 15-12-84 | 25-12-84 |
| 84-SJL | MUR | Y | 11/05/84 | 30/07/84 | 03/08/84 | 20-10-84 | 10-11-84 | 15-12-84 | 25-12-84 |
| 84-SJM | MUR | Y | 17/05/84 | 30/07/84 | 03/08/84 | 20-10-84 | 10-11-84 | 15-12-84 | 25-12-84 |
| 84-SJN | MUR | Y | 17/05/84 | 30/07/84 | 03/08/84 | 20-10-84 | 10-11-84 | 15-12-84 | 25-12-84 |
| 84-SJP | MUR | Y | 17/05/84 | 30/07/84 | 03/08/84 | 20-10-84 | 10-11-84 | 15-12-84 | 25-12-84 |
| 84-SJQ | MUR | Y | 01/03/84 | 26/03/84 | 30/05/84 | 30/05/84 | 04/07/84 | 30-09-84 | 15-10-84 |
| 84-SJR | MUR | Y | 11/05/84 | 29/05/84 | 07/07/84 | 30-09-84 | 20-10-84 | 15-12-84 | 20-09-84 |

11-SEP-84

DELHI PETROLEUM PTY LTD

# MURTA BLOCK STATUS REPORT PART 2

| AREA | LINE | MAR | APR | MAY | JUN | JUL | AUG | SEP | OCT | NOV | DEC |
|---|---|---|---|---|---|---|---|---|---|---|---|
| BOXWOOD-PANDO HOGARTH PARTY 5 | 84-SJA | | | DATA | | STA-TICS | BRUTE | | PRELIM | FINAL | FILM |
| " | 84-SJB | | | DATA | | STA-TICS | BRUTE | | PRELIM | FINAL | FILM |
| " | 84-SJC | | | DATA | | STA-TICS | BRUTE | | PRELIM | FINAL | FILM |
| " | 84-SJD | | | DATA | | STA-TICS | BRUTE | | PRELIM | FINAL | FILM |
| " | 84-SJE | | | DATA | | STA-TICS | BRUTE | | PRELIM | FINAL | FILM |
| " | 84-SJF | | | DATA | | STA-TICS | BRUTE | | PRELIM | FINAL | FILM |
| " | 84-SJG | | | DATA | | STA-TICS | BRUTE | | PRELIM | FINAL | FILM |
| WARRA REGIONAL HOGARTH PARTY 5 | 84-SJH | | | DATA | | | STATICS | BRUTE | PRELIM | FINAL | FILM |
| " | 84-SJJ | | | DATA | | | STATICS | BRUTE | PRELIM | FINAL | FILM |
| MILPERA-CHIDLEE HOGARTH PARTY 5 | 84-SJK | | | DATA | | | | BRUTE | PRELIM | FINAL | FILM |
| " | 84-SJL | | | DATA | | | | BRUTE | PRELIM | FINAL | FILM |
| " | 84-SJM | | | DATA | | | | BRUTE | PRELIM | FINAL | FILM |
| " | 84-SJN | | | DATA | | | | BRUTE | PRELIM | FINAL | FILM |
| " | 84-SJP | | | DATA | | | | BRUTE | PRELIM | FINAL | FILM |
| ARCOONA GILES PARTY 2 | 84-SJQ | DATA | STATICS | | BRUTE | | FINAL | | FILM | | |
| MUTEROO-SPENCER HOGARTH PARTY 5 | 84-SJR | | | DATA | STATICS | | BRUTE | | PRELIM | FINAL | |
| | | MAR | APR | MAY | JUN | JUL | AUG | SEP | OCT | NOV | DEC |

11-SEP-84

DELHI PETROLEUM PTY LTD

## MURTA BLOCK STATUS REPORT PART 1

| AREA | LINE | FEB | MAR | APR | MAY | JUN | JUL | AUG | SEP | OCT | NOV | DEC |
|---|---|---|---|---|---|---|---|---|---|---|---|---|
| MOONLIGHT FLAT RE-PROC | 79-JSMR | | DATA | STATICS | | | FINAL | | | FI-LM | | |
| . | 79-JSNR | | DATA | STATICS | | BR-UTE | PRELIM | | | FI-LM | | |
| . | 79-JSSR | | DATA | STATICS | | | FINAL | | | FI-LM | | |
| . | 79-JSWR | | DATA | STATICS | | BR-UTE | FINAL | | | FI-LM | | |
| LARCW-KUMBARIE GILES PARTY 2 | 84-SDY | | DATA | STATICS | | BRUTE | PRE-LIM | FINAL | | FI-LM | | |
| . | 84-SDZ | | DATA | STATICS | | BRUTE | PRE-LIM | FINAL | | FI-LM | | |
| ARCOONA GILES PARTY 2 | 84-SFH | | DATA | STATICS | BRUTE | PRELIM | | FINAL | | FI-LM | | |
| . | 84-SFJ | | DATA | STATICS | BRUTE | PRELIM | | FINAL | | FI-LM | | |
| . | 84-SFK | | DATA | STATICS | | PRELIM | | FINAL | | FI-LM | | |
| . | 84-SFL | | DATA | STATICS | BR-UTE | PRELIM | | FINAL | | FI-LM | | |
| . | 84-SFM | | DATA | STA-TICS | BR-UTE | PRELIM | | FINAL | | FI-LM | | |
| MUTEROO-SPENCER HOGARTH PARTY 5 | 84-SHM | | | | DATA | STATICS | | BRUTE | | PRELIM | FINAL | FI-LM |
| . | 84-SHN | | | | DATA | STATICS | | BRUTE | | PRELIM | FINAL | FI-LM |
| . | 84-SHP | | | | DATA | STATICS | | BRUTE | | PRELIM | FINAL | FI-LM |
| . | 84-SHQ | | | | DATA | STATICS | | BRUTE | | PRELIM | FINAL | FI-LM |
| . | 84-SHR | | | | DATA | STATICS | | BRUTE | | PRELIM | FINAL | FI-LM |
| . | 84-SHS | | | | DATA | STATICS | | BRUTE | | PRELIM | FINAL | FI-LM |
| . | 84-SHT | | | | DATA | STATICS | | BRUTE | | PRELIM | FINAL | FI-LM |
| . | 84-SHW | | | | DATA | STATICS | | BRUTE | | PRELIM | FINAL | FI-LM |
| WARRA REGIONAL HOGARTH PARTY 5 | 84-SHX | | | | | DATA | | STA-TICS | BRUTE | | PRELIM | FI-LM |
| BOXWOOD-PANDO HOGARTH PARTY 4 | 84-SHY | | | | | DATA | | STA-TICS | BRUTE | | PRELIM | FI-LM |
| WARRA REGIONAL HOGARTH PARTY 5 | 84-SHZ | | | | | DATA | | STA-TICS | BRUTE | | PRELIM | FI-LM |
| | | FEB | MAR | APR | MAY | JUN | JUL | AUG | SEP | OCT | NOV | DEC |

# MURTA BLOCK, PEL 5 & 6 SA

## EXPLORATION REPORT

## SEPTEMBER 1984

Contents


1. Summary and Highlights
2. Drilling
3. Seismic Acquisition
4. Seismic Processing


Distribution (19)

Delhi (13) - R.J.S. Hollingsworth
M.P. Middleton
J.T. Frazer
O.W. Nugent
T.J. Mount
P.G. Moorfield
R.S. Heath
J.W. Adams
I.B. Galloway
N.S. Hollis
J. Hughes
J.H. Allen
Library

Santos (2)
Vamgas
SAOGC
Hartogen
South Australian Department of Mines & Energy


RECEIVED
26 OCT 1984
DEPT. OF MINES AND ENERGY SECURITY
4886



SA1 Group
Delhi Petroleum Pty Ltd

October 1984

# 1. SUMMARY AND HIGHLIGHTS

## General

Block potential enhanced by oil discoveries in adjacent areas, Gidgealpa and Murteree Horst.

Interpreted composite seismic section through block received from Regional Studies Group.

Murta Block Summary and Five-Year Plan nearing completion.

Technical Committee Meeting to review 1985 Preliminary Budget proposed for 9 October 1984.

## Programme Against Budget

### Seismic

| | Budget | To Date | Forecast Final |
|---|---|---|---|
| Base (Hogarth) | 300 | 354 | 354 |

### Drilling

The two Base-Exploration wells, Dunoon 1 and Wancoocha 2, budgeted for the Murta Block will be drilled late 1984. Dunoon 1 to spud end October, but Wancoocha 2 may be replaced by Muteroo 1, subject to seismic interpretation.

### Source Rock

TOC and Rock-Evaluation pyrolysis analyses have been completed by AMDEL ON selected wells.

| Original Budget | Final Expenditure |
|---|---|
| $12,000 | $10,138 |

# 2. DRILLING

## 1984 Exploration Drilling Expenditure Table

| Status | NOPE | Well Name | Budget ($) | NOPE ($) | Forecast ($) |
|---|---|---|---|---|---|
| Base | | "Wancoocha 2" | 615,000 | - | 615,000 |
| Base | | Dunoon 1 | 710,000 | - | 710,000 |
| | | | 1,325,000 | - | 1,325,000 |

## 1984 Exploration Drilling Programme Table

| | Budget | Spudded This Month | Spudded To Date | Remaining | Forecast Final |
|---|---|---|---|---|---|
| Base | 2 | - | - | 2 | 2 |

# 3. SEISMIC ACQUISITION

## 1984 Seismic Expenditure Table

| Status | NOPE | Survey | Original Budget | NOPE | Forecast |
|---|---|---|---|---|---|
| Base | 1342 | Hogarth-MUR | 862,010 | 990,000 | 654,500 |

## 1984 Seismic Acquisition Table (km)

| Survey | Budget | Forecast Final | This Month | To Date | Forecast Remaining |
|---|---|---|---|---|---|
| Hogarth-MUR | 300 | 354 | Nil | 354 | Nil |

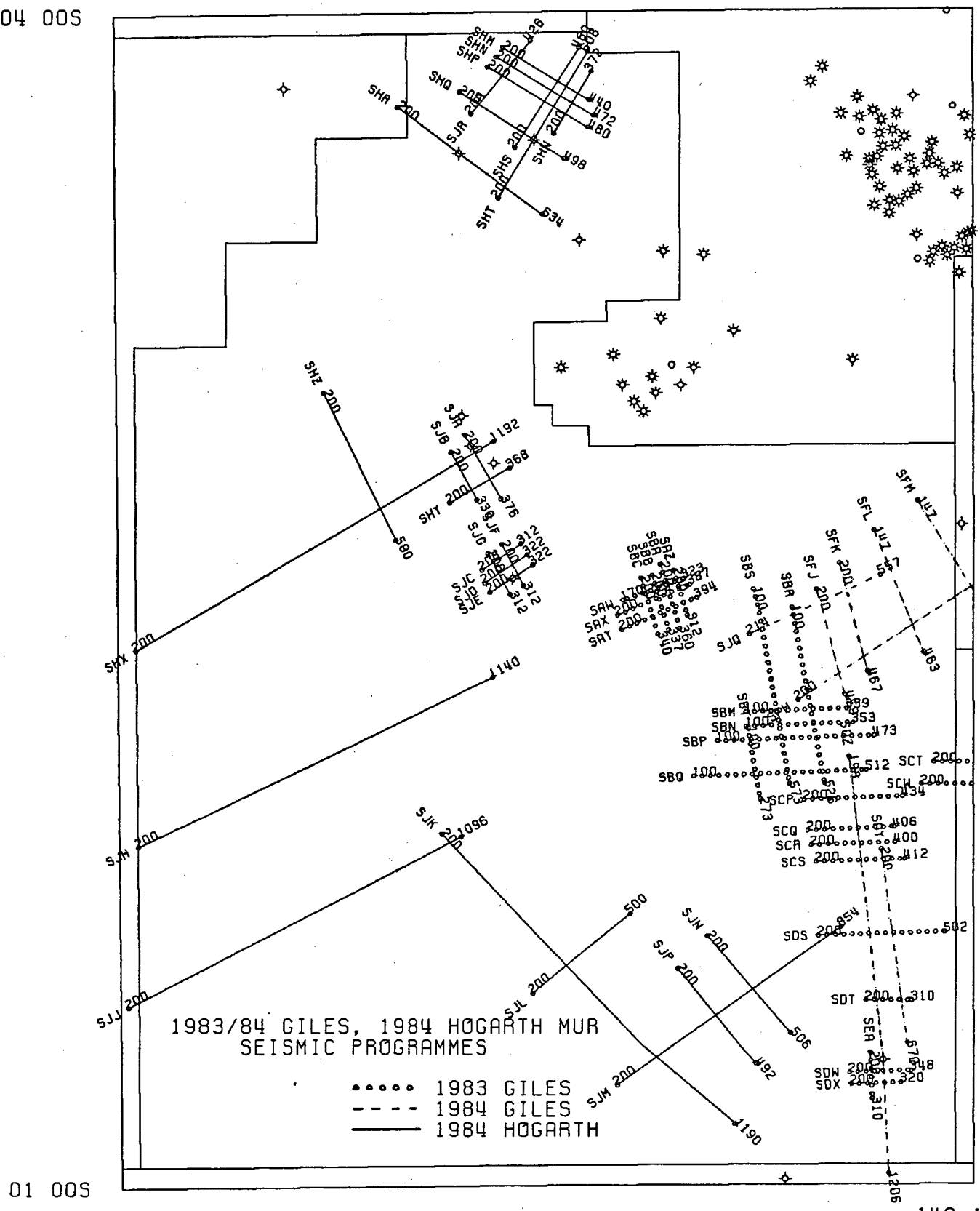
04 00S
01 00S
139 29 00E
140 16 00
1983/84 GILES, 1984 HOGARTH MUR
SEISMIC PROGRAMMES
1983 GILES
1984 GILES
1984 HOGARTH

1984 PROGRAMME

Block: Murta

Survey: Hogarth-MUR

Milpera - Chidlee

| | | |
|---|---|---|
| 84-SJK | 200 - 1192 | 37.200 |
| 84-SJL | 200 - 500 | 11.250 |
| 84-SJm | 200 - 856 | 24.600 |
| 84-SJN | 200 - 504 | 11.400 |
| 84-SJP | 200 - 492 | 10.950 |
| | | 95.400 |

Warra Regional

| | | |
|---|---|---|
| 84-SJH | 200 - 1140 | 35.250 |
| 84-SJJ | 200 - 1092 | 33.450 |
| 84-SHZ | 200 - 592 | 14.700 |
| 84-SHX | 200 - 1192 | 37.200 |
| | | 120.600 |

Boxwood - Pando

| | | |
|---|---|---|
| 84-SJA | 200 - 376 | 6.600 |
| 84-SJB | 200 - 332 | 4.950 |
| 84-SJC | 200 - 312 | 4.200 |
| 84-SJD | 200 - 324 | 4.650 |
| 84-SJE | 200 - 324 | 4.650 |
| 84-SJF | 200 - 312 | 4.200 |
| 84-SJG | 200 - 312 | 4.200 |
| 84-SHY | 200 - 368 | 6.300 |
| | | 39.750 |

Muteroo - Spencer

| | | |
|---|---|---|
| 84-SJR | 200 - 428 | 8.550 |
| 84-SHM | 200 - 440 | 9.000 |
| 84-SHN | 200 - 472 | 10.200 |
| 84-SHP | 200 - 480 | 10.500 |
| 84-SHQ | 200 - 500 | 11.250 |
| 84-SHR | 200 - 634 | 16.275 |
| 84-SHS | 200 - 480 | 10.500 |
| 84-SHT | 200 - 608 | 15.300 |
| 84-SHW | 200 - 372 | 6.450 |
| | | 98.030 |

1984 Hogarth-MUR Total 353.780

BJS/SA1/111/7

# 4. SEISMIC PROCESSING

## 1983/84 Giles-MUR Seismic Survey

### Larow-Kumbarie

84-SOY and 84-SDZ and the six Arcoona lines will be filmed in October.

### Reprocessing

(78-JSM, JSN, JSS, JSW).

Migrations were completed all lines, and have been displayed at reduced scales for the regional studies group, as well as the normal scale.

## 1984 Hogarth-MUR Seismic Survey

Preliminary stacks were received from WGC toward the end of the month. Intersections and residual static responses have been checked. 84-SHQ, SHR, SHJ and SHT have been approved to proceed to final. 84-SHM, SHN, SHP and SHW need adjustment to field statics before proceeding to final.

A trial sequence on Boxwood 84-SJE was completed, and Pando-Boxwood Lines and the regional lines 84-SHX and 84-SHZ, are proceeding to preliminary stack.

SYMBOLS USED

NLINE : Line name (YY-XXXX)
BCODE : Block code
CNTDA : Current Data? (Y/N)
DPROC : Data at processor (DD/MM/YY)
SPROC : Statics at processor (DD/MM/YY)
BSTAK : Brute stack received (30)(DD/MM/YY)
PSTAK : Preliminary stack (60)(DD/MM/YY)
FINAL : Final stack (130)(DD/MM/YY)
NFILM : Film-normal polarity(140)(DD/MM/YY)
DISTD : Finals distributed (DD/MM/YY)

DD/MM/YY : Current Data
DD-MM-YY : Projected Data

Geophysical Processing Status
MURTA BLOCK STATUS REPORT

| NLINE | BCODE | CNTDA | DPROC | SPROC | BSTAK | PSTAK | FINAL | NFILM | DISTD |
|---|---|---|---|---|---|---|---|---|---|
| 79-JSMR | MUR | Y | 27/02/84 | 27/03/84 | 21/06/84 | 26/06/84 | 03/07/84 | 30-10-84 | 10-11-84 |
| 79-JSNR | MUR | Y | 27/02/84 | 27/03/84 | 21/06/84 | 03/07/84 | 03/07/84 | 30-10-84 | 10-11-84 |
| 79-JSSR | MUR | Y | 27/02/84 | 27/03/84 | 21/06/84 | 26/06/84 | 03/07/84 | 30-10-84 | 10-11-84 |
| 79-JSWR | MUR | Y | 27/02/84 | 27/03/84 | 21/06/84 | 06/06/84 | 03/07/84 | 30-10-84 | 10-11-84 |
| 84-SDY | MUR | Y | 01/03/84 | 01/05/84 | 01/06/84 | 20/06/84 | 03/07/84 | 30-10-84 | 10-11-84 |
| 84-SDZ | MUR | Y | 16/03/84 | 01/05/84 | 01/06/84 | 20/06/84 | 03/07/84 | 30-10-84 | 10-11-84 |
| 84-SFH | MUR | Y | 01/03/84 | 26/03/84 | 02/05/84 | 17/05/84 | 03/07/84 | 30-10-84 | 10-11-84 |
| 84-SFJ | MUR | Y | 01/03/84 | 26/03/84 | 16/05/84 | 30/05/84 | 03/07/84 | 30-10-84 | 10-11-84 |
| 84-SFK | MUR | Y | 01/03/84 | 26/03/84 | 01/06/84 | 07/06/84 | 03/07/84 | 30-10-84 | 10-11-84 |
| 84-SFL | MUR | Y | 01/03/84 | 26/03/84 | 18/05/84 | 30/05/84 | 04/07/84 | 30-10-84 | 10-11-84 |
| 84-SFM | MUR | Y | 01/03/84 | 26/03/84 | 06/04/84 | 16/04/84 | 22/05/84 | 30-10-84 | 10-11-84 |
| 84-SHM | MUR | Y | 11/05/84 | 29/05/84 | 07/07/84 | 25/09/84 | 20-10-84 | 15-12-84 | 25-12-84 |
| 84-SHN | MUR | Y | 11/05/84 | 29/05/84 | 07/07/84 | 25/09/84 | 20-10-84 | 15-12-84 | 25-12-84 |
| 84-SHP | MUR | Y | 15/05/84 | 29/05/84 | 07/07/84 | 25/09/84 | 20-10-84 | 15-12-84 | 25-12-84 |
| 84-SHQ | MUR | Y | 11/05/84 | 29/05/84 | 07/07/84 | 25/09/84 | 20-10-84 | 15-12-84 | 25-12-84 |
| 84-SHR | MUR | Y | 15/05/84 | 29/05/84 | 07/07/84 | 25/09/84 | 20-10-84 | 15-12-84 | 25-12-84 |
| 84-SHS | MUR | Y | 11/05/84 | 29/05/84 | 07/07/84 | 25/09/84 | 20-10-84 | 15-12-84 | 25-12-84 |
| 84-SHT | MUR | Y | 11/05/84 | 29/05/84 | 07/07/84 | 25/09/84 | 20-10-84 | 15-12-84 | 25-12-84 |
| 84-SHW | MUR | Y | 15/05/84 | 29/05/84 | 07/07/84 | 30/09/84 | 20-10-84 | 15-12-84 | 25-12-84 |
| 84-SHX | MUR | Y | 15/05/84 | 03/08/84 | 21/08/84 | 25-10-84 | 30-09-84 | 15-12-84 | 25-12-84 |
| 84-SHY | MUR | Y | 15/05/84 | 06/07/84 | 20/07/84 | 10-10-84 | 30-09-84 | 15-12-84 | 25-12-84 |
| 84-SHZ | MUR | Y | 15/05/84 | 03/08/84 | 21/08/84 | 20-10-84 | 10-09-84 | 15-12-84 | 25-12-84 |

| NLINE | BCODE | CNTDA | DPROC | SPROC | BSTAK | PSTAK | FINAL | NFILM | DISTD |
|---|---|---|---|---|---|---|---|---|---|
| 84-SJA | MUR | Y | 15/05/84 | 06/07/84 | 20/07/84 | 10-10-84 | 30-10-84 | 15-12-84 | 25-12-84 |
| 84-SJB | MUR | Y | 15/05/84 | 06/07/84 | 20/07/84 | 10-10-84 | 30-10-84 | 15-12-84 | 25-12-84 |
| 84-SJC | MUR | Y | 15/05/84 | 06/07/84 | 20/07/84 | 10-10-84 | 30-10-84 | 15-12-84 | 25-12-84 |
| 84-SJD | MUR | Y | 15/05/84 | 06/07/84 | 20/07/84 | 10-10-84 | 30-10-84 | 15-12-84 | 25-12-84 |
| 84-SJE | MUR | Y | 15/05/84 | 06/07/84 | 20/07/84 | 10-10-84 | 30-10-84 | 15-12-84 | 25-12-84 |
| 84-SJF | MUR | Y | 15/05/84 | 06/07/84 | 20/07/84 | 10-10-84 | 30-10-84 | 15-12-84 | 25-12-84 |
| 84-SJG | MUR | Y | 15/05/84 | 06/07/84 | 20/07/84 | 10-10-84 | 30-10-84 | 15-12-84 | 25-12-84 |
| 84-SJH | MUR | Y | 15/05/84 | 03/08/84 | 27/08/84 | 25-10-84 | 10-11-84 | 15-12-84 | 25-12-84 |
| 84-SJJ | MUR | Y | 11/05/84 | 03/08/84 | 21/08/84 | 25-10-84 | 10-11-84 | 15-12-84 | 25-12-84 |
| 84-SJK | MUR | Y | 17/05/84 | 30/07/84 | 03/08/84 | 20-10-84 | 10-11-84 | 15-12-84 | 25-12-84 |
| 84-SJL | MUR | Y | 11/05/84 | 30/07/84 | 03/08/84 | 20-10-84 | 10-11-84 | 15-12-84 | 25-12-84 |
| 84-SJM | MUR | Y | 17/05/84 | 30/07/84 | 03/08/84 | 20-10-84 | 10-11-84 | 15-12-84 | 25-12-84 |
| 84-SJN | MUR | Y | 17/05/84 | 30/07/84 | 03/08/84 | 20-10-84 | 10-11-84 | 15-12-84 | 25-12-84 |
| 84-SJP | MUR | Y | 17/05/84 | 30/07/84 | 03/08/84 | 20-10-84 | 10-11-84 | 15-12-84 | 25-12-84 |
| 84-SJQ | MUR | Y | 01/03/84 | 26/03/84 | 30/05/84 | 30/05/84 | 04/07/84 | 30-10-84 | 10-11-84 |
| 84-SJR | MUR | Y | 11/05/84 | 29/05/84 | 07/07/84 | 25/09/84 | 20-10-84 | 15-12-84 | 20-09-84 |

5-OCT-84

DELHI PETROLEUM PTY LTD

## MURTA BLOCK STATUS REPORT PART 1

| AREA | LINE | FEB | MAR | APR | MAY | JUN | JUL | AUG | SEP | OCT | NOV | DEC |
|---|---|---|---|---|---|---|---|---|---|---|---|---|
| MOONLIGHT FLAT RE-PROC | 79-JSMR | | DATA | STATICS | | | FINAL | | | | FILM | |
| . | 79-JSNR | | DATA | STATICS | | BRUTE | PRELIM | | | | FILM | |
| . | 79-JSSR | | DATA | STATICS | | | FINAL | | | | FILM | |
| . | 79-JSWR | | DATA | STATICS | | BRUTE | FINAL | | | | FILM | |
| LAROW-KUMBARIE GILES PARTY 2 | 84-SDY | | DATA | STATICS | | BRUTE | PRELIM | FINAL | | | FILM | |
| . | 84-SDZ | | DATA | STATICS | | BRUTE | PRELIM | FINAL | | | FILM | |
| ARCOONA GILES PARTY 2 | 84-SFH | | DATA | STATICS | BRUTE | PRELIM | | FINAL | | | FILM | |
| . | 84-SFJ | | DATA | STATICS | BRUTE | PRELIM | | FINAL | | | FILM | |
| . | 84-SFK | | DATA | STATICS | | PRELIM | | FINAL | | | FILM | |
| . | 84-SFL | | DATA | STATICS | BRUTE | PRELIM | | FINAL | | | FILM | |
| . | 84-SFM | | DATA | STATICS | BRUTE | PRELIM | | FINAL | | | FILM | |
| MUTEROO-SPENCER HOGARTH PARTY 5 | 84-SHM | | | | DATA | STATICS | BRUTE | | PRELIM | FINAL | | FILM |
| . | 84-SHN | | | | DATA | STATICS | BRUTE | | PRELIM | FINAL | | FILM |
| . | 84-SHP | | | | DATA | STATICS | BRUTE | | PRELIM | FINAL | | FILM |
| . | 84-SHQ | | | | DATA | STATICS | BRUTE | | PRELIM | FINAL | | FILM |
| . | 84-SHR | | | | DATA | STATICS | BRUTE | | PRELIM | FINAL | | FILM |
| . | 84-SHS | | | | DATA | STATICS | BRUTE | | PRELIM | FINAL | | FILM |
| . | 84-SHT | | | | DATA | STATICS | BRUTE | | PRELIM | FINAL | | FILM |
| . | 84-SHW | | | | DATA | STATICS | BRUTE | | PRELIM | FINAL | | FILM |
| WARRA REGIONAL HOGARTH PARTY 5 | 84-SHX | | | | DATA | | STATICS | BRUTE | | PRELIM | | FILM |
| BOXWOOD-PANDO HOGARTH PARTY 4 | 84-SHY | | | | DATA | | STATICS | BRUTE | | PRELIM | | FILM |
| WARRA REGIONAL HOGARTH PARTY 5 | 84-SHZ | | | | DATA | | STATICS | BRUTE | | PRELIM | | FILM |
| | | FEB | MAR | APR | MAY | JUN | JUL | AUG | SEP | OCT | NOV | DEC |

5-OCT-84

DELHI PETROLEUM PTY LTD

# MURTA BLOCK STATUS REPORT PART 2

| AREA | LINE | MAR | APR | MAY | JUN | JUL | AUG | SEP | OCT | NOV | DEC |
|---|---|---|---|---|---|---|---|---|---|---|---|
| BOXWOOD-PANDO HOGARTH PARTY 5 | 84-SJA | | | DATA | | STA-TICS | BRUTE | | PRELIM | FINAL | FILM |
| . | 84-SJB | | | DATA | | STA-TICS | BRUTE | | PRELIM | FINAL | FILM |
| . | 84-SJC | | | DATA | | STA-TICS | BRUTE | | PRELIM | FINAL | FILM |
| . | 84-SJD | | | DATA | | STA-TICS | BRUTE | | PRELIM | FINAL | FILM |
| . | 84-SJE | | | DATA | | STA-TICS | BRUTE | | PRELIM | FINAL | FILM |
| . | 84-SJF | | | DATA | | STA-TICS | BRUTE | | PRELIM | FINAL | FILM |
| . | 84-SJG | | | DATA | | STA-TICS | BRUTE | | PRELIM | FINAL | FILM |
| WARRA REGIONAL HOGARTH PARTY 5 | 84-SJH | | | DATA | | STATICS | BRUTE | | PRELIM | FINAL | FILM |
| . | 84-SJJ | | | DATA | | STATICS | BRUTE | | PRELIM | FINAL | FILM |
| MILPERA-CHIDLEE HOGARTH PARTY 5 | 84-SJK | | | DATA | | | BRUTE | | PRELIM | FINAL | FILM |
| . | 84-SJL | | | DATA | | | BRUTE | | PRELIM | FINAL | FILM |
| . | 84-SJM | | | DATA | | | BRUTE | | PRELIM | FINAL | FILM |
| . | 84-SJN | | | DATA | | | BRUTE | | PRELIM | FINAL | FILM |
| . | 84-SJP | | | DATA | | | BRUTE | | PRELIM | FINAL | FILM |
| ARCOONA GILES PARTY 2 | 84-SJQ | DATA | STATICS | | BRUTE | | FINAL | | FILM | | |
| MUTEROO-SPENCER HOGARTH PARTY 5 | 84-SJR | | | DATA | STATICS | | BRUTE | | PRELIM | FINAL | |
| | | MAR | APR | MAY | JUN | JUL | AUG | SEP | OCT | NOV | DEC |

# MURTA BLOCK, PEL 5 & 6 SA

## EXPLORATION REPORT

## OCTOBER 1984

Contents


1. Summary and Highlights
2. Drilling
3. Seismic Acquisition
4. Seismic Processing


Distribution (20)

Delhi (14) - R.J.S. Hollingsworth
M.P. Middleton
J.T. Frazer
O.W. Nugent
T.J. Mount
P.G. Moorfield
K.C. Dups
R.S. Heath
J.W. Adams
I.B. Galloway
N.S. Hollis
J. Hughes
J.H. Allen
Library

Santos (2)
Vamgas
SAOGC
Hartogen
South Australian Department of Mines & Energy


RECEIVED
14 NOV 1984
DEPT. OF MINES AND ENERGY SECURITY
4886



SA1 Group
Delhi Petroleum Pty Ltd
November 1984

# 1. SUMMARY AND HIGHLIGHTS

## General

Block potential enhanced by oil discoveries in adjacent areas, Gidgealpa and Murteree Horst but diminished by negative result in Dunoon 1.

Seismic data processing is proceeding well. Preliminary stacks are available for Pando-Boxwood lines, and final stacks for Muteroo-Spencer lines.

Preliminary stacks are expected for Milpera-Regional lines in early November.

Murta Block Summary and Five-Year Plan nearing completion.

Technical Committee Meeting to review 1985 Preliminary Budget was held on 9 October 1984.

Colour aerial photography planned in block: $13,200.

## Programme Against Budget

### Seismic

| | Budget | To Date | Forecast Final |
|---|---|---|---|
| Base (Hogarth) | 300 | 354 | 354 |

## Drilling

The two Base-Exploration wells, Dunoon 1 and Wancoocha 2, were budgeted for the Murta Block to be drilled late 1984. Dunoon 1 spudded 25 October and had reached probable basement at the end of the month. Shows were minor and few and it is likely that the well will be plugged, following log interpretation. Wancoocha 2 will spud after Dunoon, in early November.

# 2. DRILLING

## 1984 Exploration Drilling Expenditure Table

| Status | NOPE | Well Name | Budget ($) | NOPE ($) | Forecast ($) |
|---|---|---|---|---|---|
| Base | 1574 | Dunoon 1 | 710,000 | 632,000 | 450,000 |
| Base | 1655 | Wancoocha 2 | 658,660 | 697,000 | 697,000 |
| | | | 1,325,000 | 1,329,000 | 1,147,000 |

## 1984 Exploration Drilling Programme Table

| | Budget | Spudded This Month | Spudded To Date | Remaining | Forecast Final |
|---|---|---|---|---|---|
| Base | 2 | 1 | 1 | 1 | 2 |

# 3. SEISMIC ACQUISITION

## 1984 Seismic Expenditure Table

| Status | NOPE | Survey | Original Budget | NOPE | Forecast |
|---|---|---|---|---|---|
| Base | 1342 | Hogarth-MUR | 862,010 | 990,000 | 654,500 |

## 1984 Seismic Acquisition Table (km)

| Survey | Budget | Forecast Final | This Month | To Date | Forecast Remaining |
|---|---|---|---|---|---|
| Hogarth-MUR | 300 | 354 | Nil | 354 | Nil |

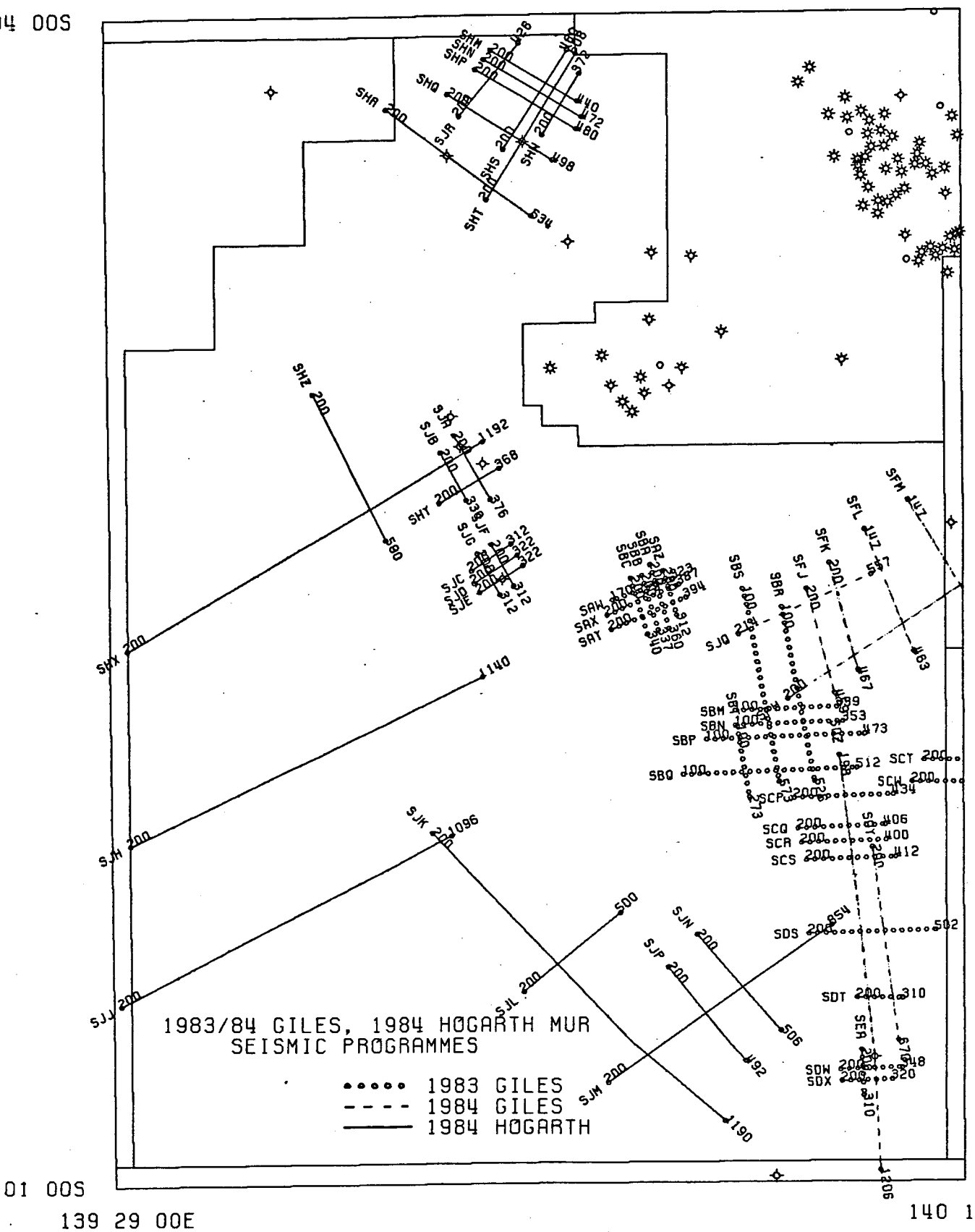

4 00S
01 00S
139 29 00E
140 16
1983/84 GILES, 1984 HOGARTH MUR
SEISMIC PROGRAMMES
1983 GILES
1984 GILES
1984 HOGARTH
SHR 200
SHQ 200
SHT 200
SHZ 200
SHX 200
SJH 200
SJJ 200
SJK 200
SJL 200
SJM 200
SJN 200
SJP 200
SJQ 200
SJR 200
SJB 200
SJG 200
SJC 200
SJD 200
SJE 200
SAW 200
SAX 200
SAT 200
SBS 100
SBR 100
SBM 100
SBN 100
SBP 100
SBQ 100
SCT 200
SCW 200
SCP 200
SCQ 200
SCR 200
SCS 200
SDS 200
SDT 200
SDW 200
SDX 200
SFM 142
SFL 142
SFK 200
SFJ 200
SEA 200

1984 PROGRAMME

Block: Murta

Survey: Hogarth-MUR

Milpera - Chidlee

| | | |
|---|---|---|
| 84-SJK | 200 - 1192 | 37.200 |
| 84-SJL | 200 - 500 | 11.250 |
| 84-SJm | 200 - 856 | 24.600 |
| 84-SJN | 200 - 504 | 11.400 |
| 84-SJP | 200 - 492 | 10.950 |
| | | 95.400 |

Warra Regional

| | | |
|---|---|---|
| 84-SJH | 200 - 1140 | 35.250 |
| 84-SJJ | 200 - 1092 | 33.450 |
| 84-SHZ | 200 - 592 | 14.700 |
| 84-SHX | 200 - 1192 | 37.200 |
| | | 120.600 |

Boxwood - Pando

| | | |
|---|---|---|
| 84-SJA | 200 - 376 | 6.600 |
| 84-SJB | 200 - 332 | 4.950 |
| 84-SJC | 200 - 312 | 4.200 |
| 84-SJD | 200 - 324 | 4.650 |
| 84-SJE | 200 - 324 | 4.650 |
| 84-SJF | 200 - 312 | 4.200 |
| 84-SJG | 200 - 312 | 4.200 |
| 84-SHY | 200 - 368 | 6.300 |
| | | 39.750 |

Muteroo - Spencer

| | | |
|---|---|---|
| 84-SJR | 200 - 428 | 8.550 |
| 84-SHM | 200 - 440 | 9.000 |
| 84-SHN | 200 - 472 | 10.200 |
| 84-SHP | 200 - 480 | 10.500 |
| 84-SHQ | 200 - 500 | 11.250 |
| 84-SHR | 200 - 634 | 16.275 |
| 84-SHS | 200 - 480 | 10.500 |
| 84-SHT | 200 - 608 | 15.300 |
| 84-SHW | 200 - 372 | 6.450 |
| | | 98.030 |

1984 Hogarth-MUR Total 353.780

BJS/SA1/111/7

# 4. SEISMIC PROCESSING

## 1983/84 Giles-MUR Seismic Survey

### Larow-Kumbarie

The Larow-Kumbarie lines 84-SDY and 84-SDZ, and the Arcoona lines 84-SFH, SFJ, SFK, SFL, SFM and 84-SJQ were approved for filming.

The 1979 Moonlight Flat reprocessed lines JSM, JSN, JSS and JSW were also approved for filming.

## 1984 Hogarth-MUR Seismic Survey

The 130.1 stacks for Muteroo-Spencer 84-SHM to 84-SHW and 84-SJR were completed. Intersection misties on 84-SHM, SHN and SHW were improved by final velocities. Revised statics and final velocities fixed the large misties on 84-SHP.

### Boxwood-Pando

60.1 stacks were received for 84-SJA to 84-SJG and 84-SHY. All lines except SJA and SJB have been approved to final with revised statics calculated for SJD, SJF and SJG.

### Regional - Milpera

60.1 stacks are expected to be available in the first week of November.

SYMBOLS USED

NLINE : Line name (YY-XXXX)
BCODE : Block code
CNTDA : Current Data? (Y/N)
DPROC : Data at processor (DD/MM/YY)
SPROC : Statics at processor (DD/MM/YY)
BSTAK : Brute stack received (30)(DD/MM/YY)
PSTAK : Preliminary stack (60)(DD/MM/YY)
FINAL : Final stack (130)(DD/MM/YY)
NFILM : Film-normal polarity(140)(DD/MM/YY)
DISTD : Finals distributed (DD/MM/YY)

DD/MM/YY : Current Data
DD-MM-YY : Projected Data

MURTA BLOCK STATUS REPORT

| NLINE | BCODE | CNTDA | DPROC | SPROC | BSTAK | PSTAK | FINAL | NFILM | DISTD |
|---|---|---|---|---|---|---|---|---|---|
| 84-SJA | MUR | Y | 15/05/84 | 06/07/84 | 20/07/84 | 16/10/84 | 10-11-84 | 15-12-84 | 25-12-84 |
| 84-SJB | MUR | Y | 15/05/84 | 06/07/84 | 20/07/84 | 16/10/84 | 10-11-84 | 15-12-84 | 25-12-84 |
| 84-SJC | MUR | Y | 15/05/84 | 06/07/84 | 20/07/84 | 16/10/84 | 10-11-84 | 15-12-84 | 25-12-84 |
| 84-SJD | MUR | Y | 15/05/84 | 06/07/84 | 20/07/84 | 16/10/84 | 10-11-84 | 15-12-84 | 25-12-84 |
| 84-SJE | MUR | Y | 15/05/84 | 06/07/84 | 20/07/84 | 16/10/84 | 10-11-84 | 15-12-84 | 25-12-84 |
| 84-SJF | MUR | Y | 15/05/84 | 06/07/84 | 20/07/84 | 16/10/84 | 10-11-84 | 15-12-84 | 25-12-84 |
| 84-SJG | MUR | Y | 15/05/84 | 06/07/84 | 20/07/84 | 16/10/84 | 10-11-84 | 15-12-84 | 25-12-84 |
| 84-SJH | MUR | Y | 15/05/84 | 03/08/84 | 27/08/84 | 15-11-84 | 30-11-84 | 15-12-84 | 25-12-84 |
| 84-SJJ | MUR | Y | 11/05/84 | 03/08/84 | 21/08/84 | 15-11-84 | 30-11-84 | 15-12-84 | 25-12-84 |
| 84-SJK | MUR | Y | 17/05/84 | 30/07/84 | 03/08/84 | 15-11-84 | 30-11-84 | 15-12-84 | 25-12-84 |
| 84-SJL | MUR | Y | 11/05/84 | 30/07/84 | 03/08/84 | 15-11-84 | 30-11-84 | 15-12-84 | 25-12-84 |
| 84-SJM | MUR | Y | 17/05/84 | 30/07/84 | 03/08/84 | 15-11-84 | 30-11-84 | 15-12-84 | 25-12-84 |
| 84-SJN | MUR | Y | 17/05/84 | 30/07/84 | 03/08/84 | 15-11-84 | 30-11-84 | 15-12-84 | 25-12-84 |
| 84-SJP | MUR | Y | 17/05/84 | 30/07/84 | 03/08/84 | 15-11-84 | 30-11-84 | 15-12-84 | 25-12-84 |
| 84-SJQ | MUR | Y | 01/03/84 | 26/03/84 | 30/05/84 | 30/05/84 | 04/07/84 | 30-10-84 | 10-11-84 |
| 84-SJR | MUR | Y | 11/05/84 | 29/05/84 | 07/07/84 | 25/09/84 | 24/10/84 | 15-12-84 | 25-12-84 |

| NLINE | BCODE | CNTDA | DPROC | SPROC | BSTAK | PSTAK | FINAL | NFILM | DISTD |
|---|---|---|---|---|---|---|---|---|---|
| 79-JSMR | MUR | Y | 27/02/84 | 27/03/84 | 21/06/84 | 26/06/84 | 03/07/84 | 30-11-84 | 10-12-84 |
| 79-JSNR | MUR | Y | 27/02/84 | 27/03/84 | 21/06/84 | 03/07/84 | 03/07/84 | 30-11-84 | 10-12-84 |
| 79-JSSR | MUR | Y | 27/02/84 | 27/03/84 | 21/06/84 | 26/06/84 | 03/07/84 | 30-11-84 | 10-12-84 |
| 79-JSWR | MUR | Y | 27/02/84 | 27/03/84 | 21/06/84 | 06/06/84 | 03/07/84 | 30-11-84 | 10-12-84 |
| 84-SDY | MUR | Y | 01/03/84 | 01/05/84 | 01/06/84 | 20/06/84 | 03/07/84 | 30-11-84 | 10-12-84 |
| 84-SDZ | MUR | Y | 16/03/84 | 01/05/84 | 01/06/84 | 20/06/84 | 03/07/84 | 30-11-84 | 10-12-84 |
| 84-SFH | MUR | Y | 01/03/84 | 26/03/84 | 02/05/84 | 17/05/84 | 03/07/84 | 30-11-84 | 10-12-84 |
| 84-SFJ | MUR | Y | 01/03/84 | 26/03/84 | 16/05/84 | 30/05/84 | 03/07/84 | 30-11-84 | 10-12-84 |
| 84-SFK | MUR | Y | 01/03/84 | 26/03/84 | 01/06/84 | 07/06/84 | 03/07/84 | 30-11-84 | 10-12-84 |
| 84-SFL | MUR | Y | 01/03/84 | 26/03/84 | 18/05/84 | 30/05/84 | 04/07/84 | 30-11-84 | 10-12-84 |
| 84-SFM | MUR | Y | 01/03/84 | 26/03/84 | 06/04/84 | 16/04/84 | 22/05/84 | 30-11-84 | 10-12-84 |
| 84-SHM | MUR | Y | 11/05/84 | 29/05/84 | 07/07/84 | 25/09/84 | 24/10/84 | 15-12-84 | 25-12-84 |
| 84-SHN | MUR | Y | 11/05/84 | 29/05/84 | 07/07/84 | 25/09/84 | 24/10/84 | 15-12-84 | 25-12-84 |
| 84-SHP | MUR | Y | 15/05/84 | 29/05/84 | 07/07/84 | 25/09/84 | 24/10/84 | 15-12-84 | 25-12-84 |
| 84-SHQ | MUR | Y | 11/05/84 | 29/05/84 | 07/07/84 | 25/09/84 | 24/10/84 | 15-12-84 | 25-12-84 |
| 84-SHR | MUR | Y | 15/05/84 | 29/05/84 | 07/07/84 | 25/09/84 | 24/10/84 | 15-12-84 | 25-12-84 |
| 84-SHS | MUR | Y | 11/05/84 | 29/05/84 | 07/07/84 | 25/09/84 | 24/10/84 | 15-12-84 | 25-12-84 |
| 84-SHT | MUR | Y | 11/05/84 | 29/05/84 | 07/07/84 | 25/09/84 | 24/10/84 | 15-12-84 | 25-12-84 |
| 84-SHW | MUR | Y | 15/05/84 | 29/05/84 | 07/07/84 | 30/09/84 | 24/10/84 | 15-12-84 | 25-12-84 |
| 84-SHX | MUR | Y | 15/05/84 | 03/08/84 | 21/08/84 | 05-11-84 | 20-11-84 | 15-12-84 | 25-12-84 |
| 84-SHY | MUR | Y | 15/05/84 | 06/07/84 | 20/07/84 | 16/10/84 | 10-11-84 | 15-12-84 | 25-12-84 |
| 84-SHZ | MUR | Y | 15/05/84 | 03/08/84 | 21/08/84 | 05-11-84 | 20-11-84 | 15-12-84 | 25-12-84 |

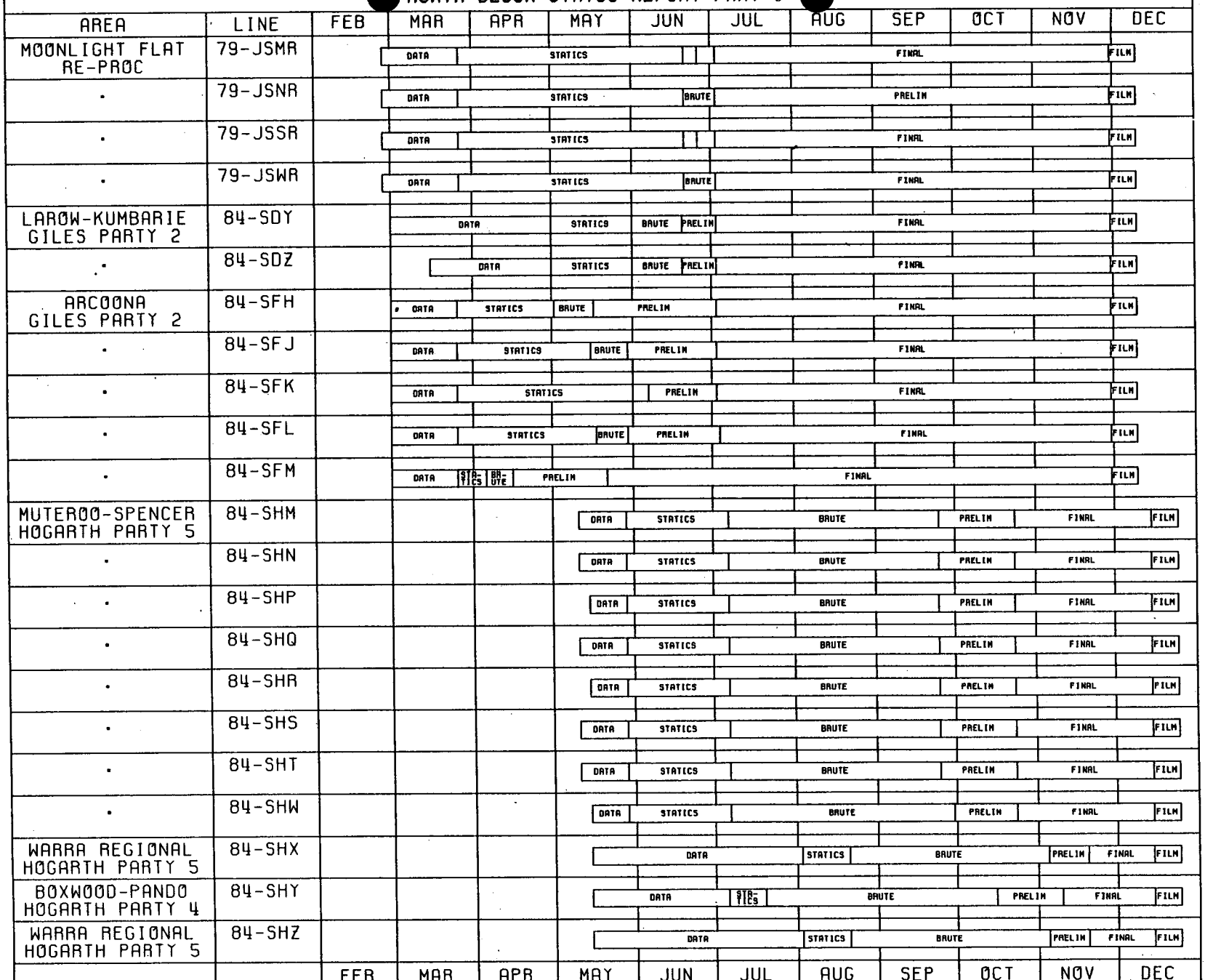
AREA
LINE
FEB
MAR
APR
MAY
JUN
JUL
AUG
SEP
OCT
NOV
DEC
MOONLIGHT FLAT RE-PROC
79-JSMR
DATA
STATICS
FINAL
FILM
.
79-JSNR
BRUTE
PRELIM
79-JSSR
79-JSWR
LAROW-KUMBARIE GILES PARTY 2
84-SDY
84-SDZ
ARCOONA GILES PARTY 2
84-SFH
84-SFJ
84-SFK
84-SFL
84-SFM
STA-TICS
BR-UTE
MUTEROO-SPENCER HOGARTH PARTY 5
84-SHM
84-SHN
84-SHP
84-SHQ
84-SHR
84-SHS
84-SHT
84-SHW
WARRA REGIONAL HOGARTH PARTY 5
84-SHX
BOXWOOD-PANDO HOGARTH PARTY 4
84-SHY
WARRA REGIONAL HOGARTH PARTY 5
84-SHZ

# MURTA BLOCK STATUS REPORT PART 2

| AREA | LINE | MAR | APR | MAY | JUN | JUL | AUG | SEP | OCT | NOV | DEC |
|---|---|---|---|---|---|---|---|---|---|---|---|
| BOXWOOD-PANDO HOGARTH PARTY 5 | 84-SJA | | | DATA | | STA-TICS | BRUTE | | PRELIM | FINAL | FILM |
| . | 84-SJB | | | DATA | | STA-TICS | BRUTE | | PRELIM | FINAL | FILM |
| . | 84-SJC | | | DATA | | STA-TICS | BRUTE | | PRELIM | FINAL | FILM |
| . | 84-SJD | | | DATA | | STA-TICS | BRUTE | | PRELIM | FINAL | FILM |
| . | 84-SJE | | | DATA | | STA-TICS | BRUTE | | PRELIM | FINAL | FILM |
| . | 84-SJF | | | DATA | | STA-TICS | BRUTE | | PRELIM | FINAL | FILM |
| . | 84-SJG | | | DATA | | STA-TICS | BRUTE | | PRELIM | FINAL | FILM |
| WARRA REGIONAL HOGARTH PARTY 5 | 84-SJH | | | DATA | | STATICS | BRUTE | | PRELIM | FINAL | FILM |
| . | 84-SJJ | | | DATA | | STATICS | BRUTE | | PRELIM | FINAL | FILM |
| MILPERA-CHIDLEE HOGARTH PARTY 5 | 84-SJK | | | DATA | | | BRUTE | | PRELIM | FINAL | FILM |
| . | 84-SJL | | | DATA | | | BRUTE | | PRELIM | FINAL | FILM |
| . | 84-SJM | | | DATA | | | BRUTE | | PRELIM | FINAL | FILM |
| . | 84-SJN | | | DATA | | | BRUTE | | PRELIM | FINAL | FILM |
| . | 84-SJP | | | DATA | | | BRUTE | | PRELIM | FINAL | FILM |
| ARCOONA GILES PARTY 2 | 84-SJQ | DATA | STATICS | | BRUTE | | FINAL | | FILM | | |
| MUIRSON-SPENCER | 84-SJR | | | | | | | | | | |

# MURTA BLOCK, PEL 5 & 6 SA

## EXPLORATION REPORT

## NOVEMBER 1984

Distribution (20)

Delhi (14) - R.J.S. Hollingsworth
M.P. Middleton
J.T. Frazer
O.W. Nugent
T.J. Mount
P.G. Moorfield
K.C. Dups
R.S. Heath
I.B. Galloway
N.S. Hollis
J. Hughes
J.H. Allen
D.G. Hocking
Library

Santos (2)
Vamgas
SAOGC
Hartogen
South Australian Department of Mines & Energy




SA1 Group
Delhi Petroleum Pty Ltd
December 1984

# CONTENTS

1. SUMMARY AND HIGHLIGHTS

2. DRILLING

3. SEISMIC ACQUISITION

4. SEISMIC PROCESSING

# 1. SUMMARY AND HIGHLIGHTS

## Field Activities

Migrated seismic sections have been received for 83/84 Giles Arcoona data. Final stack sections have been received for 84 Hogarth data on Muteroo and Boxwood-Pando. Preliminary stacks have been received on Milpera and for the regional lines. Migration tests were run on the Muteroo data. Reprocessing is continuing on both 79 and 82 data.

## General

Block potential enhanced by oil discoveries in adjacent areas, Gidgealpa and Murteree Horst. Negative result in Dunoon 1, contrasts with oil discovery at three horizons in Wancoocha 2. Wancoocha 3 appraisal spudded 26 November.

Murta Block Summary and Five-Year Plan being revised.

The 1985 Final Budget was released on 19 November.

## Programme Against Budget

### Seismic

| | Budget | To Date | Forecast Final |
|---|---|---|---|
| Base (Hogarth) | 300 km | 355 km | 355 km |

### Drilling

| Wells | Budget | Amend. Budget | Spudded To Date | Spudded November | Remaining Final | Forecast |
|---|---|---|---|---|---|---|
| Base | 2 | 3 | 3 | 1 | 0 | 3 |

# 2. DRILLING

## 1984 Exploration Drilling Expenditure

| Status | NOPE | Well Name | Budget $ | NOPE $ | Forecast $ |
|---|---|---|---|---|---|
| Base | 1574 | Dunoon 1 | 719,440 | 632,000 | 446,000 |
| Base | 1655 | Wancoocha 2 | 658,660 | 697,000 | 883,000 |
| Base | 1684 | Wancoocha 3 | NBI | 573,000 | 573,000 |
| | | | 1,378,100 | 1,902,000 | 1,902,000 |

## 1984 Exploration Drilling Results

Cumulative to November 1984

| Well | Type | TD ft | Spud Date | Completion Date | Comments |
|---|---|---|---|---|---|
| Dunoon 1 | Ex | 5004 | 26.10 | 3.11 | P & A. Mz water-saturated. |
| Wancoocha 2 | Ex | 5970 | 6.11 | 25.11 | C & S oil and gas well. Rec. 10 ft oil Murta; 3752 BOPD Birkhead; 3240 BOPD Hutton; 1747 BOPD Patchawarra. 718 ft SGCMW from basement. |
| Wancoocha 3 | Ex/App | - | 26.11 | - | Coring top Hutton, end November. |

# DUNOON 1 WELL SUMMARY

**Latitude:** 28° 38' 34" South (Prelim)

**Longitude:** 140° 06' 32" East (Prelim)

**Elevation** Ground Level : 92' (Prelim)
Kelly Bushing: 107' (Prelim)

**Total Depth:** 4997' (Drlr), 4985' (Logr)

**Status:** Plugged and abandoned

**Interest Holders:**

| | |
|---|---|
| SANTOS Limited | 45% |
| Delhi Petroleum Pty. Ltd. | 27% |
| Vamgas Limited | 14% |
| South Australian Oil & Gas Corporation Pty. Ltd. | 9% |
| Hartogen Energy Limited | 5% |

**Participating Interests:**

| | |
|---|---|
| SANTOS Limited | 45% |
| Delhi Petroleum Pty. Ltd. | 27% |
| Vamgas Limited | 14% |
| South Australian Oil & Gas Corporation Pty. Ltd. | 9% |
| Hartogen Energy Limited | 5% |

**Well Summary:**

Dunoon 1 spudded at 0230 hours on 26 October 1984. Drilled 12¼" hole to 900' and ran and cemented 9 5/8" casing to 882'. Drilled 8½" hole to 3838' and ran DST 1 in the Murta Member over the interval 3746'-3838'. Drilled 8½" hole to 4987'. Cut core 1 in 'Basement' (4987'-4997' TD). Ran suite 1 electric logs. Plug and abandon. Rig released 0330 hours on the 3/11/84.

**Coring:**

| Core | Interval | Recovery | Formation |
|---|---|---|---|
| 1 | 4987'-4997' | 9' (90%) | Basement |

**Testing:**

| DST | Interval | Formation | |
|---|---|---|---|
| 1 | 3746'-3838' | Late Triassic/ Tirrawarra Sst | Open: 90 mins Closed 90 mins NFTS. Rec: 100 SGCM |

**Formation Tops:** (from SLS-GR)

| | |
|---|---|
| 'Transition Beds' | 3562' |
| Murta Member | 3746 |
| Namur Sandstone Member | 3897' |
| Birkhead | 4625' |
| Hutton Sandstone | 4638' |
| Pre-Jurassic | 4733' |

Dunoon 1 Well Summary

---

Geophysical Control:
(from SLS-GR)

'C' Horizon 122' high to prognosis
'Dn' Horizon 132' high to prognosis
'H' Horizon 199' high
'Z' Horizon 215' high to prognosis

Logging:

Suite 1

| | |
|---|---|
| DLL-MSFL-SP-GR | 4970' - 883' |
| SLS-GR | 4960' - 884' |
| GR | 4960' - 40' |
| LDL-CNL | 4950' - 4730' |

Completion:

Plugged and abandoned
Plug 1 4000' - 3860'
Plug 2 3586' - 3430'
Plug 3 930' - 780'

Summary:

Dunoon 1 was an exploration well designed to test the north east-south west trending Dunoon Dome for Mesozoic oil accumulations. Dunoon 1 is located 58 km south west of Moomba and 35 km south east of Daralingie producing gas field, in the Murta Block of PEL 5 & 6.

The primary objective was the evaluation of the Mesozoic reservoirs; namely the Murta Member and Namur Member of the Mooga Formation, Basal Birkhead and Hutton Sandstone. Secondary objectives included the Coorikiana Sandstone and Wyandra Sandstone.

The well reached total depth in Pre-Jurassic Basement. DST 1 conducted in the Late Triassic/Tirrawarra sandstone over the interval 3746'-3838' recovered 100' of SGCM.

Geophysical control was poor with the 'C', 'Dn', 'H' and 'Z' horizons coming in 122', 132, 199' and 215' high respectively.

No pay was interpreted. The Murta was tight and the Namur was water wet.

The well was plugged and abandoned and the rig released at 0330 hours on the 3/11/84.

# WANCOOCHA 2 WELL SUMMARY

| | |
|---|---|
| Latitude: | 28° 32' 34.9" South (Prelim) |
| Longitude: | 139° 59' 29.2" East (Prelim) |
| Elevation | Ground Level: 76' (Prelim)<br>Kelly Bushing: 92' (Prelim) |
| Total Depth: | 5970' (Driller)<br>5965' (Logger) |
| Status: | Cased and Suspended Permian and Jurassic oil well. |

Interest Holders:

| | |
|---|---|
| SANTOS Limited | 45% |
| Delhi Petroleum Pty Ltd | 27% |
| Vamgas Limited | 14% |
| South Australian Oil & Gas Corporation Pty Ltd | 9% |
| Hartogen Energy Limited | 5% |

Participating Interests:

| | |
|---|---|
| SANTOS Limited | 45% |
| Delhi Petroleum Pty Ltd | 27% |
| Vamgas Limited | 14% |
| South Australian Oil & Gas Corporation Pty Ltd | 9% |
| Hartogen Energy Limited | 5% |

Well Summary:

Wancoocha 2 spudded at 0930 hours on 6/11/84. 12¼" hole drilled to 925'. 9-5/8" casing was run and cemented with the shoe set at 920'. Drill 8½" hole to 4331'. Ran DST 1 over the interval 4260'-4331' (Murta). Drill 8½" hole to 5684'. Ran DST 2 over the interval 5591'-5684' (Patchawarra), tool became differentially stuck and no shut in was possible. Drill 8½" hole to 5746'. Ran DST 3 over the interval 5678'-5746' (Patchawarra). Drill 8½" hole to 5970' TD. Ran suite 1 wireline logs, velocity survey and sidewalls (1 gun). Ran DST 4 (inflate) over the interval 5085'-5114' (Birkhead). Ran DST 5 (inflate) over the interval 5130'-5146' (Hutton). Ran DST 6 (inflate) over the interval 4378'-4416' (Murta-Namur). Ran RFT in Patchawarra, Basal Hutton, Hutton and Birkhead Formations. Ran DST 7 over the interval 5760'-5970' (Basement). Ran 7" production casing to 5970'. Rig released at 0800 hours on 25/11/84.

Coring: Nil

Testing:

| DST No. | Interval | Formation | Results |
|---|---|---|---|
| 1 | 4260'-4331'(Drlr)<br>4258'-4329'(Logr) | Murta | NFTS, NGTS. Rec. 90' OCM, 10' oil. 48.5° API, pour point 30°F. Flow 120, Shut in 120. |
| 2 | 5591'-5684'(Drlr) | Patchawarra | GTS 14 mins @ 60 mmcf/d (est.). Diff stuck could not shut in. |
| 3 | 5678'-5746'(Drlr) | Patchawarra | OTS 13 mins @ 1747 BPD. Q: 2.2 mmcfd/d. 43.9 API, pour point 58°F 960 psi. Flow 124, Shut in 240. |
| 4 | 5085'-5114'<br>(Drlr & Logr) | Birkhead | OTS 12 mins @ 3752 BPD 53.5 API, pour point less than 25°F 60 psi. Flow 97, Shut in 120. |
| 5 | 5130'-5146'<br>(Drlr & Logr) | Hutton | OTS in 15 mins @ 3240 BPD 54.5 API, pour point less than 25°F 270 psi. Flow 84, Shut in 120. |
| 6 | 4378'-4416'<br>(Drlr & Logr) | Namur | WTS 28 mins @ 300 BPD. Rw 1.55 @ 80°F 8 psi. Flow 60, Shut in 60. |
| 7 | 5760'-5970'(Drlr)<br>5760'-5970'(Logr) | Pre-Permian Basement | NFTS, NGTS. Rec. 718' SGCWM. Rw 0.41 @ 63°F. Flow 180, Shut in 180. |

Logging:

| Suite 1 | | |
|---|---|---|
| | SLS- | 5952' - 919' |
| | GR- | 5936' - 50' |
| | CAL | 5958' - 919' |
| | DLL- | 5961' - 919' |
| | MSFL- | 5929' - 3970' |
| | SP- | 5900' - 919' |
| | CAL | 5943' - 919' |
| | LDL- | 5970' - 919' |
| | CNL- | 5950' - 3900' |
| | ML | 5916' - 5000' |
| | | 4512' - 3941' |

Formation Tops:
(SLS-GR)

| | |
|---|---|
| Surficial & Winton | 16' |
| Mackunda | 2416' |
| Oodnadatta | 2699' |
| Coorikiana | 3286' |
| Bulldog | 3323' |
| 'Transition Beds' | 4070' |
| Murta Member | 4250' |
| Namur Sandstone Member | 4375' |
| Birkhead | 5063' |
| Hutton Sandstone | 5140' |
| Poolawanna | 5423' |
| Epsilon | 5471' |
| Murteree Shale | 5513' |
| Patchawarra | 5606' |
| Basement | 5742' |

Geophysical Control:

'Ac' Horizon 60' low to prognosis.
'C' Horizon 4' low to prognosis.
'Dm' Horizon 24' low to prognosis.
'Dn' Horizon 65' high to prognosis.
'E' Horizon 61' low to prognosis.
'H' Horizon 48' low to prognosis.
'S' Horizon
'T' Horizon 46' low to prognosis.
'U' Horizon 42' high to prognosis.
'V' Horizon 79' high to prognosis.
'Z' Horizon 145' high to prognosis.

Completion:

7" production casing to 5969'.

Summary:

Wancoocha 2 was an exploration well designed to test the crest of the Wancoocha Dome at Mesozoic and Permian levels. Primary objectives included the to Namur Sandstone, top Hutton Sandstone and Patchawarra Formation, secondary objectives included the Coorikiana Sandstone, Wyandra Sandstone, Basal Birkhead Formation and Epsilon Formation.

Drilling terminated at 5965' in Pre-Permian Basement and Geophysical control was fair ('C': 4' low, 'Dn': 65' high, 'H': 48' low, 'V': 79' high).

Three DST's were conducted during drilling and three after logging. Oil was discovered in four formations in Wancoocha 2. DST 1 recovered 10' oil (48.5° API) and 90' of oil cut mud from the Murta Member. DST 3 flowed oil at 1747 BPD (43.7° API) with 2.2 MMCFGPD from the Patchawarra Formation, DST 4 flowed 3725' BOPD (53.5° API) from the Birkhead Formation and DST 5 flowed 3240 BOPD (54.5° API) from the Hutton Sandstone. DST 6 flowed 300 BWPD from the Namur Sandstone and DST recovered muddy water from the Basement.

Log interpretation indicates 13' oil pay in the Birkhead Formation (Ave Ø 21.1%, Ave Sw 35.5%), 15' oil pay in the Top Hutton Sandstone (Ave Ø 22.4%, Ave Sw 56.3%) and 6' oil pay in the Basal Hutton (Ave Ø 19.7%, Ave Sw 52.8%) and 45' oil pay in the Patchawarra Formation (Ave Ø 19.7%, Ave Sw 26.5%).

Wancoocha 2 is a new field oil discovery and the well was cased to 5969'. Completion was suspended pending the availability of a workover rig.

# WANCOOCHA 3 WELL SUMMARY

**Latitude:** 28° 32' 47.6" (Prelim)

**Longitude:** 139° 58' 55.3" (Prelim)

**Elevation:** Ground Level: 73' (Prelim)
Kelly Bushing: 89' (Prelim)

**Total Depth:** 5430' at 0600 hrs 1.12.84

**Status:** Drilling ahead in Hutton Sandstone at 0600 hrs, 1.12.84

**Interest Holders:**

| | |
|---|---|
| SANTOS Limited | 45% |
| Delhi Petroleum Pty Ltd | 27% |
| Vamgas Limited | 14% |
| South Australian Oil & Gas Corporation Pty Ltd | 9% |
| Hartogen | 5% |

**Participating Interests:**

| | |
|---|---|
| SANTOS Limited | 45% |
| Delhi Petroleum Pty Ltd | 27% |
| Vamgas Limited | 14% |
| South Australian Oil & Gas Corporation Pty Ltd | 9% |
| Hartogen | 5% |

**Well Summary:** Wancoocha 3 spudded at 0800 hours 26.11.84. Drill 12¼" hole to 727' and ran and cemented 9 5/8" casing with the shoe at 718'. Drill 8½" hole to 5131'. Cut core 1 in Hutton Sandstone 5131'-5161'. Drill 8½" hole to 5430' at 0600 hours, 1.12.84.

**Coring:**

| Core No. | Interval | Recovery | Formation |
|---|---|---|---|
| 1 | 5131'-5161' | 30' (100%) | Hutton Sst |

**Testing:** None

**Formation Tops:** (from cuttings)

| | |
|---|---|
| Cadna-owie | 4110' |
| Murta Member | 4258' |
| Namur Sandstone Member | 4440' |
| Birkhead | 5092' |
| Hutton Sandstone | 5120' |

**Geophysical Control:** (from cuttings) 'C' Horizon 36' low to prognosis

DUNOON 1

WANCOOCHA 2

WANCOOCHA 3 (preliminary)

## WELL SUMMARIES

# 3. SEISMIC ACQUISITION

## 1984 Seismic Expenditure Table

| Status | NOPE | Survey | Original Budget | NOPE | Forecast |
|---|---|---|---|---|---|
| Base | 1342 | Hogarth-MUR | 862,010 | 990,000 | 647,768 |

## 1984 Seismic Acquisition Table (km)

| Survey | Budget | Forecast Final | This Month | To Date | Forecast Remaining |
|---|---|---|---|---|---|
| 84 Hogarth-MUR | 300 | 355 | Nil | 355 | Nil |

# 4. SEISMIC PROCESSING

## 1983/84 Giles-MUR Seismic Survey

### Arcoona

Migrations were completed for the six Arcoona lines 84-SFH, SFJ, SFK, SFL, SFM, and SJQ. The 130.1 stacks were replotted to correct for variations in the amplitude level between the lines with the original displays. Films of final stacks have not been received from GSI.

### Larow-Kumbarie

Final stacks have been received for lines 84-SDZ and 84-SDY. Films are expected in December.

## 1984 Hogarth-MUR Seismic Survey

### Muteroo-Spencer

Migration trials were run on 84-SHN and 84-SHP using FK and Finite Difference migrations using 90, 100 and 110 percent velocities. All Muteroo lines are being FK migrated with 110% velocities.

84-SHR was restacked with extra velocities between VP 330 and 400 to try to improve section quality. The extra velocities made no change and a CDP trim static is being tried.

All lines are at 130 stack and waiting on film approval.

### Boxwood-Pando

84-SJB and 84-SJA with revised statics were approved to proceed to final stack. All lines are now at 130 stack and waiting on film approval.

### Regional; Milpera

All lines reached 60.1 stack in November and were approved to proceed to final. Statics were adjusted on all lines except 84-SJN. Final stacks are expected for all lines in December.

### Reprocessing

Moonlight Flat survey line 79-JSV has been sent to GSI in Adelaide for reprocessing with new statics derived from 1979, 1982, 1983, and 1984 upholes and refractions.

Films are expected in December for lines 79-JSM, JSN, JSS, and JSW.

New statics will be calculated for 1982 lines LQR, LQS, and LQT.

Geophysical Processing Status
MURTA BLOCK STATUS REPORT

## SYMBOLS USED

NLINE : Line name (YY-XXXX)
BCODE : Block code
CNTDA : Current Data? (Y/N)
DPROC : Data at processor (DD/MM/YY)
SPROC : Statics at processor (DD/MM/YY)
BSTAK : Brute stack received (30)(DD/MM/YY)
PSTAK : Preliminary stack (60)(DD/MM/YY)
FINAL : Final stack (130)(DD/MM/YY)
NFILM : Film-normal polarity(140)(DD/MM/YY)
DISTD : Finals distributed (DD/MM/YY)

DD/MM/YY : Current Data
DD-MM-YY : Projected Data

Geophysical Processing Status
MURTA BLOCK STATUS REPORT

| NLINE | BCODE | CNTDA | DPROC | SPROC | BSTAK | PSTAK | FINAL | NFILM | DISTD |
|---|---|---|---|---|---|---|---|---|---|
| 79-JSMR | MUR | Y | 27/02/84 | 27/03/84 | 21/06/84 | 26/06/84 | 03/07/84 | 30-12-84 | 15-01-85 |
| 79-JSNR | MUR | Y | 27/02/84 | 27/03/84 | 21/06/84 | 03/07/84 | 03/07/84 | 30-12-84 | 15-01-85 |
| 79-JSSR | MUR | Y | 27/02/84 | 27/03/84 | 21/06/84 | 26/06/84 | 03/07/84 | 30-12-84 | 15-01-85 |
| 79-JSVR | MUR | Y | 14/11/84 | 13/11/84 | 05-12-84 | 20-12-84 | 15-01-85 | 15-02-85 | 25-02-85 |
| 79-JSWR | MUR | Y | 27/02/84 | 27/03/84 | 21/06/84 | 06/06/84 | 03/07/84 | 30-12-84 | 15-01-85 |
| 84-SDY | MUR | Y | 01/03/84 | 01/05/84 | 01/06/84 | 20/06/84 | 03/07/84 | 30-12-84 | 15-01-85 |
| 84-SDZ | MUR | Y | 16/03/84 | 01/05/84 | 01/06/84 | 20/06/84 | 03/07/84 | 30-12-84 | 15-01-85 |
| 84-SFH | MUR | Y | 01/03/84 | 26/03/84 | 02/05/84 | 17/05/84 | 03/07/84 | 30-12-84 | 15-01-85 |
| 84-SFJ | MUR | Y | 01/03/84 | 26/03/84 | 16/05/84 | 30/05/84 | 03/07/84 | 30-12-84 | 15-01-85 |
| 84-SFK | MUR | Y | 01/03/84 | 26/03/84 | 01/06/84 | 07/06/84 | 03/07/84 | 30-12-84 | 15-01-85 |
| 84-SFL | MUR | Y | 01/03/84 | 26/03/84 | 18/05/84 | 30/05/84 | 04/07/84 | 30-12-84 | 15-01-85 |
| 84-SFM | MUR | Y | 01/03/84 | 26/03/84 | 06/04/84 | 16/04/84 | 22/05/84 | 30-12-84 | 15-01-85 |
| 84-SHM | MUR | Y | 11/05/84 | 29/05/84 | 07/07/84 | 25/09/84 | 24/10/84 | 30-12-84 | 20-01-85 |
| 84-SHN | MUR | Y | 11/05/84 | 29/05/84 | 07/07/84 | 25/09/84 | 24/10/84 | 30-12-84 | 20-01-85 |
| 84-SHP | MUR | Y | 15/05/84 | 29/05/84 | 07/07/84 | 25/09/84 | 24/10/84 | 30-12-84 | 20-01-85 |
| 84-SHQ | MUR | Y | 11/05/84 | 29/05/84 | 07/07/84 | 25/09/84 | 24/10/84 | 30-12-84 | 20-01-85 |
| 84-SHR | MUR | Y | 15/05/84 | 29/05/84 | 07/07/84 | 25/09/84 | 24/10/84 | 30-12-84 | 20-01-85 |
| 84-SHS | MUR | Y | 11/05/84 | 29/05/84 | 07/07/84 | 25/09/84 | 24/10/84 | 30-12-84 | 20-01-85 |
| 84-SHT | MUR | Y | 11/05/84 | 29/05/84 | 07/07/84 | 25/09/84 | 24/10/84 | 30-12-84 | 20-01-85 |
| 84-SHW | MUR | Y | 15/05/84 | 29/05/84 | 07/07/84 | 30/09/84 | 24/10/84 | 30-12-84 | 20-01-85 |
| 84-SHX | MUR | Y | 15/05/84 | 03/08/84 | 21/08/84 | 12/11/84 | 05-12-84 | 20-01-85 | 30-01-85 |
| 84-SHY | MUR | Y | 15/05/84 | 06/07/84 | 20/07/84 | 16/10/84 | 23/11/84 | 15-01-85 | 30-01-85 |
| 84-SHZ | MUR | Y | 15/05/84 | 03/08/84 | 21/08/84 | 12/11/84 | 05-12-84 | 20-01-85 | 30-01-85 |

Geophysical Processing Status
MURTA BLOCK STATUS REPORT

| NLINE | BCODE | CNTDA | DPROC | SPROC | BSTAK | PSTAK | FINAL | NFILM | DISTD |
|---|---|---|---|---|---|---|---|---|---|
| 84-SJA | MUR | Y | 15/05/84 | 06/07/84 | 20/07/84 | 16/10/84 | 23/11/84 | 15-01-85 | 30-01-85 |
| 84-SJB | MUR | Y | 15/05/84 | 06/07/84 | 20/07/84 | 16/10/84 | 23/11/84 | 15-01-85 | 30-01-85 |
| 84-SJC | MUR | Y | 15/05/84 | 06/07/84 | 20/07/84 | 16/10/84 | 14/11/84 | 15-01-85 | 30-01-85 |
| 84-SJD | MUR | Y | 15/05/84 | 06/07/84 | 20/07/84 | 16/10/84 | 14/11/84 | 15-01-85 | 30-01-85 |
| 84-SJE | MUR | Y | 15/05/84 | 06/07/84 | 20/07/84 | 16/10/84 | 14/11/84 | 15-01-85 | 30-01-85 |
| 84-SJF | MUR | Y | 15/05/84 | 06/07/84 | 20/07/84 | 16/10/84 | 14/11/84 | 15-01-85 | 30-01-85 |
| 84-SJG | MUR | Y | 15/05/84 | 06/07/84 | 20/07/84 | 16/10/84 | 14/11/84 | 15-01-85 | 30-01-85 |
| 84-SJH | MUR | Y | 15/05/84 | 03/08/84 | 27/08/84 | 12/11/84 | 15-12-84 | 30-01-85 | 15-02-85 |
| 84-SJJ | MUR | Y | 11/05/84 | 03/08/84 | 21/08/84 | 12/11/84 | 15-12-84 | 30-01-85 | 25-02-85 |
| 84-SJK | MUR | Y | 17/05/84 | 30/07/84 | 03/08/84 | 12/11/84 | 10-12-84 | 30-01-85 | 15-02-85 |
| 84-SJL | MUR | Y | 11/05/84 | 30/07/84 | 03/08/84 | 19/11/84 | 10-12-84 | 30-01-85 | 15-02-85 |
| 84-SJM | MUR | Y | 17/05/84 | 30/07/84 | 03/08/84 | 12/11/84 | 10-12-84 | 30-01-85 | 15-02-85 |
| 84-SJN | MUR | Y | 17/05/84 | 30/07/84 | 03/08/84 | 12/11/84 | 10-12-84 | 30-01-85 | 15-02-85 |
| 84-SJP | MUR | Y | 17/05/84 | 30/07/84 | 03/08/84 | 12/11/84 | 10-12-84 | 30-01-85 | 15-02-85 |
| 84-SJQ | MUR | Y | 01/03/84 | 26/03/84 | 30/05/84 | 30/05/84 | 04/07/84 | 30-12-84 | 15-01-85 |
| 84-SJR | MUR | Y | 11/05/84 | 29/05/84 | 07/07/84 | 25/09/84 | 24/10/84 | 30-12-84 | 20-01-85 |

| AREA | LINE | FEB |
|---|---|---|
| MOONLIGHT FLAT RE-PROC | 79-JSMR | |
| . | 79-JSNR | |
| . | 79-JSSR | |
| . | 79-JSVR | |
| . | 79-JSWR | |
| LAROW-KUMBARIE GILES PARTY 2 | 84-SDY | |
| . | 84-SDZ | |
| ARCOONA GILES PARTY 2 | 84-SFH | |
| . | 84-SFJ | |
| . | 84-SFK | |
| . | 84-SFL | |
| . | 84-SFM | |
| MUTEROO-SPENCER HOGARTH PARTY 5 | 84-SHM | |
| . | 84-SHN | |
| . | 84-SHP | |
| . | 84-SHQ | |
| . | 84-SHR | |
| . | 84-SHS | |
| . | 84-SHT | |
| . | 84-SHW | |
| WARRA REGIONAL HOGARTH PARTY 5 | 84-SHX | |
| BOXWOOD-PANDO HOGARTH PARTY 4 | 84-SHY | |
| WARRA REGIONAL | 84-SHZ | |

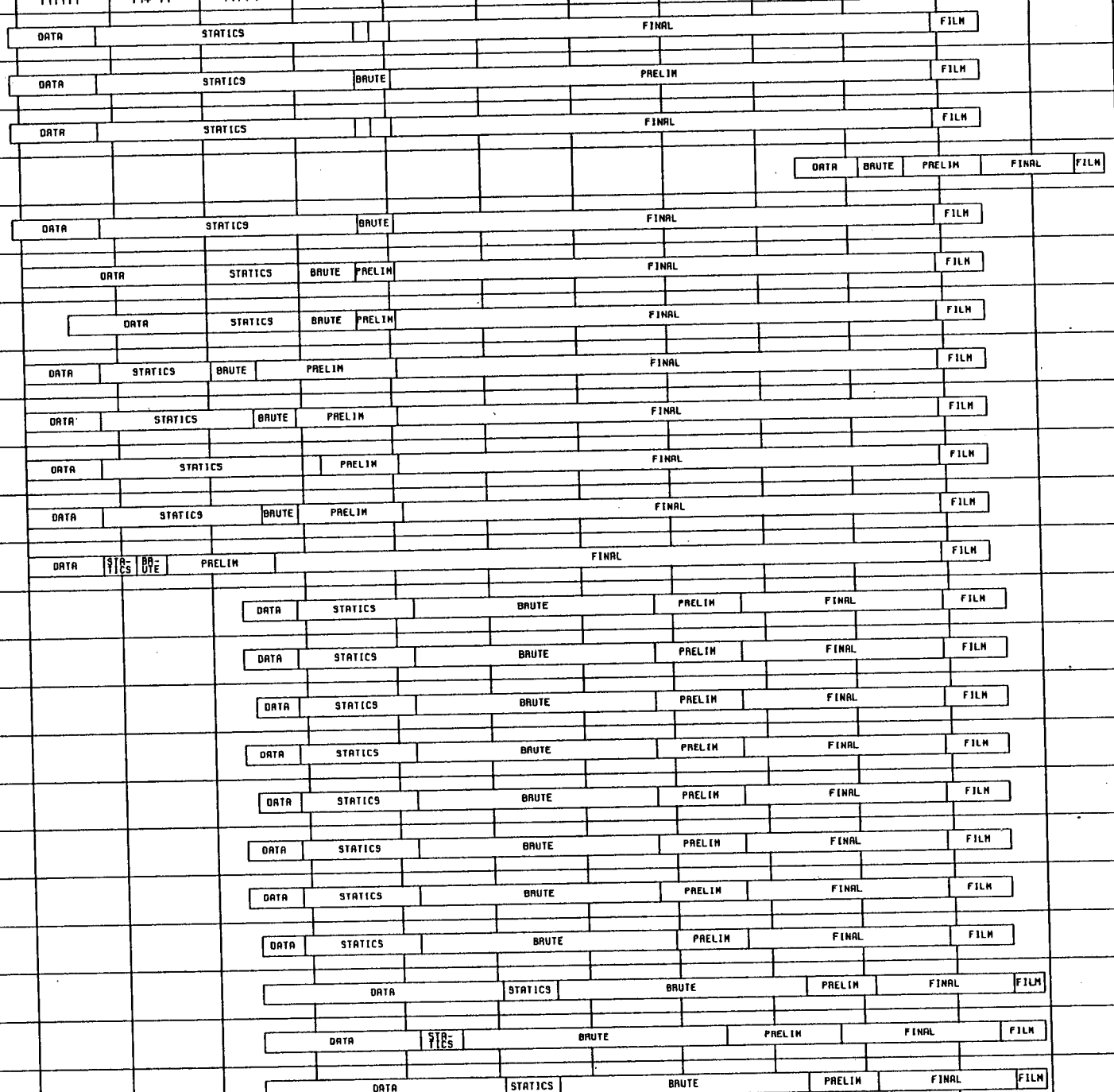

4-DEC-84

DELHI PETROLEUM PTY LTD

# MURTA BLOCK STATUS REPORT PART 2

| AREA | LINE | MAR | APR | MAY | JUN | JUL | AUG | SEP | OCT | NOV | DEC | JAN | FEB |
|---|---|---|---|---|---|---|---|---|---|---|---|---|---|
| BOXWOOD-PANDO HOGARTH PARTY 5 | 84-SJA | | | DATA | STATICS | BRUTE | | | PRELIM | FINAL | | FILM | |
| . | 84-SJB | | | DATA | STATICS | BRUTE | | | PRELIM | FINAL | | FILM | |
| . | 84-SJC | | | DATA | STATICS | BRUTE | | | PRELIM | FINAL | | FILM | |
| . | 84-SJD | | | DATA | STATICS | BRUTE | | | PRELIM | FINAL | | FILM | |
| . | 84-SJE | | | DATA | STATICS | BRUTE | | | PRELIM | FINAL | | FILM | |
| . | 84-SJF | | | DATA | STATICS | BRUTE | | | PRELIM | FINAL | | FILM | |
| . | 84-SJG | | | DATA | STATICS | BRUTE | | | PRELIM | FINAL | | FILM | |
| WARRA REGIONAL HOGARTH PARTY 5 | 84-SJH | | | DATA | STATICS | BRUTE | | | PRELIM | FINAL | | FILM | |
| . | 84-SJJ | | | DATA | STATICS | BRUTE | | | PRELIM | FINAL | | FILM | |
| MILPERA-CHIDLEE HOGARTH PARTY 5 | 84-SJK | | | DATA | BRUTE | | | | PRELIM | FINAL | | FILM | |
| . | 84-SJL | | | DATA | BRUTE | | | | PRELIM | FINAL | | FILM | |
| . | 84-SJM | | | DATA | BRUTE | | | | PRELIM | FINAL | | FILM | |
| . | 84-SJN | | | DATA | BRUTE | | | | PRELIM | FINAL | | FILM | |
| . | 84-SJP | | | DATA | BRUTE | | | | PRELIM | FINAL | | FILM | |
| ARCOONA GILES PARTY 2 | 84-SJQ | DATA | STATICS | BRUTE | FINAL | | | | | | | FILM | |
| MUTEROO-SPENCER HOGARTH PARTY 5 | 84-SJR | | | DATA | STATICS | BRUTE | | | PRELIM | FINAL | | FILM | |
| | | MAR | APR | MAY | JUN | JUL | AUG | SEP | OCT | NOV | DEC | JAN | FEB |

DELHI PETROLEUM PTY. LTD.

Incorporated in the State of South Australia

RECEIVED
30 APR 1985
DEPT. OF MINERALS AND ENERGY SECURITY
4886 - II

MURTA BLOCK, PEL 5 & 6 SA

ANNUAL EXPLORATION REPORT

1984

Distribution (22)

Delhi (16) - R.J.S. Hollingsworth
M.P. Middleton
J.T. Frazer
M. Zwigulis
T.J. Mount
E. Yew
P.G. Moorfield
L. Endebrock
K.C. Dups
R.S. Heath
I.B. Galloway
P.F. McKenzie
J. Hughes
J.H. Allen
D.G. Hocking
Library

Santos (2)
Vamgas
SAOGC
Hartogen
South Australian Department of Mines & Energy

# CONTENTS

1. SUMMARY AND HIGHLIGHTS

2. DRILLING

Exploration Drilling Expenditure
Exploration Drilling Results
Well Summary Reports
Seismic Prognoses v. Drilling Results
1984 Exploration Impact on Reserves

3. SEISMIC ACQUISITION

1984 Seismic Expenditure Table
1984 Seismic Acquisition Table
Acquisition Summary

- Survey Line Index Map and Seismic Line List
- Recording Statistics
- Line Clearing Statistics
- Drilling and Weathering Recording Statistics
- Survey Statistics

4. SEISMIC PROCESSING

Processing Summary
Processing Status Report, Dec. 31, 1984
Field Processing Statistics

5. SEISMIC INTERPRETATION

Interpretation Summary
Geophysical Maps Issued

DELHI PETROLEUM PTY LTD

# 1984 DRILLING SCHEDULE

| RIG | TYPE | DEC | JAN | FEB | MAR | APR | MAY | JUN | JUL | AUG | SEP | OCT | NOV | DEC | JAN | FEB |
|---|---|---|---|---|---|---|---|---|---|---|---|---|---|---|---|---|
| ODE RIG 5<br>CORELAB 496 | IDECO 7-11<br>12000+ | | MINKIE-1 | TIRRA-37 | TIRRA-38 | TIRRA-36 | TIRRA-39 | TIRRA-41 | MOORARI-7 | TIRRA-35 | TIRRA-48 | TIRRA-45 | TIRRA-48 | | | |
| ODE RIG 6<br>GEOSERVICES | NAT 55<br>9500' | | POORAKA | NAMUR 3 | TOOL-26 | TOOL-25 | TOOL-28 | TOOL-27 | STAZ-24 | TOOL-29 | MARABOOKA-3 | MOOMBA-49 | GIDGE-17 | GIDGE-19 | GIDGE 20 | DUM DUM | WANCO OCHA-2 | WANCO OCHA-3 | GIDGE 22 | | |
| ATCO RIG 1<br>CORELAB 206 | NAT 610E<br>10000'+ | | TOOL-23 | TOOL-24 | MABA-47 | MABA-48 | ORAA 10 | TIRRA-42 | CHARO-1 | MOOMERA | MINKIE | MOOMBA M-1 | TOOL-30 | DULL 8-4 | KIOMAN-4 | | | |
| S&T RIG 16<br>GEODATA 68 | IDECO 900E<br>12000'+ | | LOWANNA-1 | TIRRA-40 | TIRRA-43 | FLY LAKE 7 | MERRIM-17 | MERRIM-19 | TIRRA-47 | TIRRA-46 | MOOLION-1 | BOOKABOURDIE-1 | KENNY-1 | | | | |
| RICHTER RIG 14<br>CORELAB 417 | NAT 80B<br>12000'+ | | | TIRRA NTH-1 | SNAKE MOLE-1 | ANDREE-2 | BURLEY-2 | | TINOILPIE-2 | OAER-1 | WALKILLE-1 | TITAN | | | | | |
| RICHTER RIG 2<br>EX-LOG 299 | NAT 55<br>9800' | | C'KOO-3 | STA-20 | STA-22 | STA-21 | STA-23 | DULL 36 | MERRI-18 | KEANNA | LIMEST CAK-1 | BIALA-1 | LIMEST CAK-2 | KIOMAN-3 | DARALI-MCIE-11 | BALLERA-1 | TANDA-2 | RIG REPAIR | | | |
| S&T RIG14<br>GEODATA 81 | NAT 610E<br>10000'+ | | PEPITA | KEILOR-1 | MUDERA-2 | MUDERA-3 | KALANNA-1 | KOBANI 1 | BRUMBY-3 | GIDC 18 | LELEPTIAN-1 | CHALLUM-2 | DENLEY 1 | MUNKAH-2 | | | |
| RICHTER RIG 11<br>EX-LOG 294 | COOPER LTO 750<br>7500' | | JACK 20 | JACK 23 | JACK 22 | JACK 21 | JACK 24 | JACK 25 | JACK 26 | WILS 4 | WILS 5 | JACK 27 | WILS 6 | JACK 28 | WILS 7 | DULL 35 | DULL 33 | DULL 37 | NARC-9 | NCK 9 | B/L-36 | B/L-37 | B/L-38 | GIDGE-21 | PACKSADDLE-4 | PACKSADDLE-5 | LIMEST CAK-3 | LIMEST CAK-4 | LIMEST CAK-5 |
| S&T 21<br>GEOSERVICE | T.S.M 6000<br>6500'+ | | NACC S 2 | WILS-2 | WILS 3 | NACC S 3 | C'KOO 4 | NAC S 4 | NAC S 5 | C'KOO 5 | C'KOO 5A | NACC M-2 | BOGALA-1 | MERRI-1 | NAC M-3 | CARNAR-1 | NACC STH-6 | JACK S-3 | NACC STH-7 | NACC WST-4 | JACK S-4 | NACC S-6 | JACK S-5 | NACC WST-5 | BIALA-2 | | | |
| S&T 17<br>GEODATA 80 | NAT 610<br>10000'+ | | | YANDA-1 | DURHAM DWNS | MERRIM 16 | PONDARINIE 2 | ULLENBURY | GALWAY-2 | RUSSEL-1 | HAMMOND-1 | BOLDREWOOD 1 | MERCU-MMURRA | | | | |
| ODE RIG 12<br>GEODATA | IDECO 725<br>9500' | | | | MUNKARIE-4 | MURTEREE 2 | TOOL E-2 | THREE QUEENS | | MUNKARIE-5 | NACC E-1 | THURRA 1 | BARTULAH-1 | TICKA-LARA-2 | EPSILON-3 | | | |
| ODE RIG 15<br>GEODATA 70 | IDECO H-1700<br>12000'+ | | | | | | BIG LAKE-31 | | BIG LAKE-32 | BIG LAKE-33 | | BIG LAKE-34 | | BIG LAKE-35 | | | |
| | | DEC | JAN | FEB | MAR | APR | MAY | JUN | JUL | AUG | SEP | OCT | NOV | DEC | JAN | FEB |

4-JAN-85

# DELHI PETROLEUM PTY LTD

## 1984 SEISMIC PROGRAMME

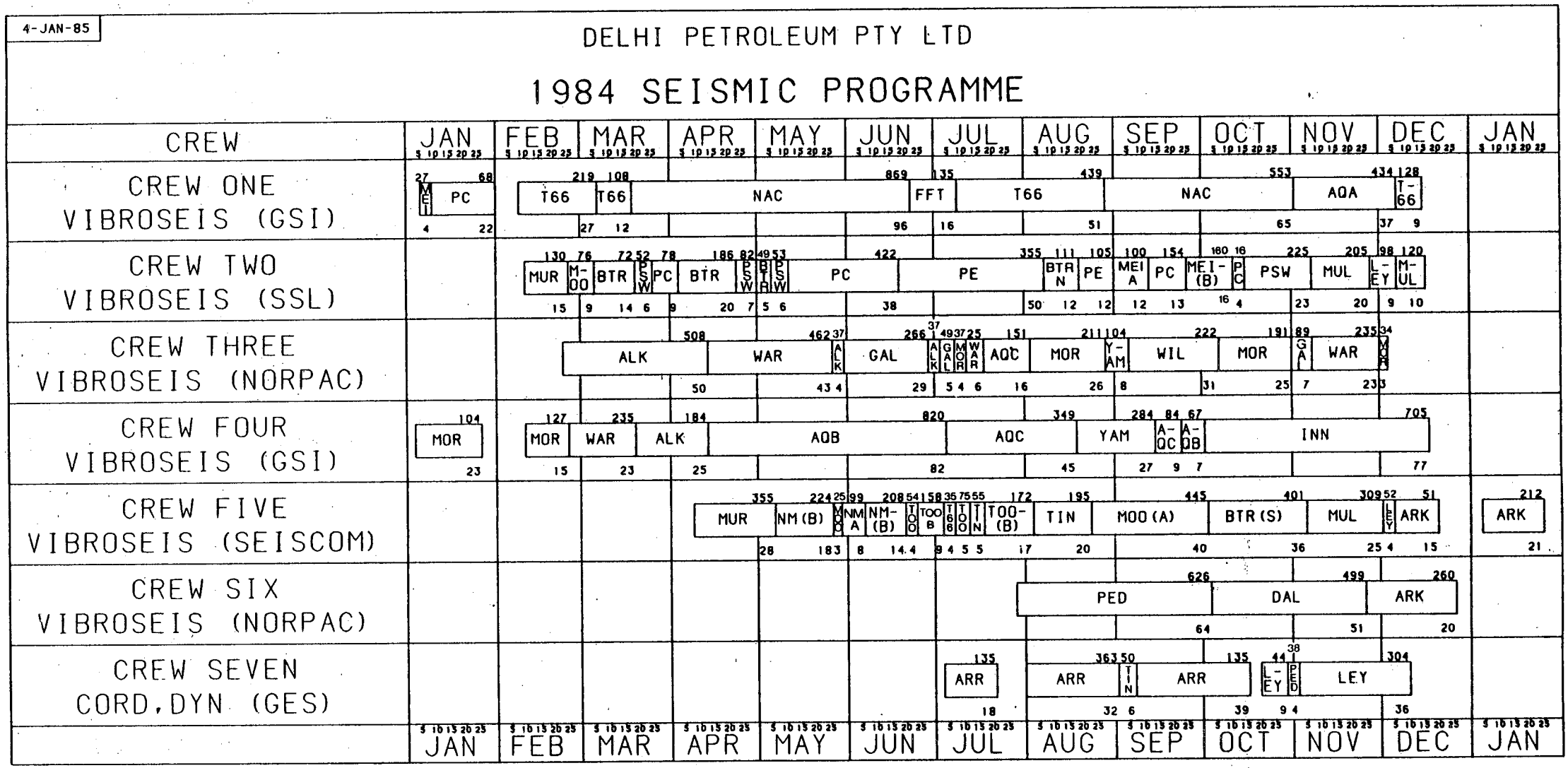

# 1. SUMMARY AND HIGHLIGHTS

## Field Activities

The 1984 Hogarth-MUR Seismic Survey was completed in May 1984. Migrations of the Muteroo lines, and final stacks of all other lines were received in December. Film approval of all lines is expected by the end of January.

Two seismic surveys were conducted in the Block during 1984. The 1984 Giles-MUR Survey (a carry-over from the 1983 Giles-MUR Survey) commenced on 11 February and was completed on 25 February for 130 km at a production rate of 8.6km/day. The 1984 Hogarth-MUR Survey of 354 km commenced on 8 April and was completed on 6 May at a cost of $640,000. The programme consisted of 95 km regional/pre-detail in the Milpera-Chidlee area, 40 km detail in the Boxwood-Pando area, 98 km detail in the Muteroo-Spencer area, and 121 km regional in the west/south west of the Block.

Production was excellent (average 12.2 km/day) and the Survey was completed well under budget. A delay occurred in the computation of static corrections due to the need to revise survey computations. Initial processing parameter tests were run in June but production processing was delayed until the end of July. All lines were at final-stack stage by the end of December. Data quality is good.

Block potential enhanced by oil discoveries in adjacent areas, Gidgealpa and Murteree Horst. Three exploration wells were drilled in 1984. Negative result in Dunoon 1, contrasts with oil discovery at three horizons in Wancoocha 2. Wancoocha 3 appraisal confirmed oil in the Birkhead and Hutton; wet in Patchawarra.

## General

Murta Block Summary and Five-Year Plan being revised.

The 1985 Final Budget was released on 19 November.

## Programme Against Budget

### Seismic

| NOPE | Survey | Original Budget km | NOPE km | Forecast Final km |
|---|---|---|---|---|
| 1342 | Base Hogarth-MUR | 300 | 355 | 354 |

| NOPE | Survey | Original Budget $ | NOPE $ | Forecast Final km |
|---|---|---|---|---|
| 1342 | Base Hogarth-MUR | 862,000 | 990,000 | 640,000 |

Programme Against Budget (Cont.)

Drilling

| Wells | Budget | Amended Budget | Spudded 1984 | Exp. Wildcat | Exp. Appraisal | Final |
|---|---|---|---|---|---|---|
| Base | 2 | 3 | 3 | 2 | 1 | 3 |

# 2. DRILLING

## 1984 Exploration Drilling Expenditure

| Well | Status | Budget $ | NOPE | NOPE $ | Forecast $ |
|---|---|---|---|---|---|
| Dunoon 1 | Base | 719,440 | 1574 | 632,000 | 632,000 |
| Wancoocha 2 | Base | 658,660 | 1665 | 697,000 | 883,000 |
| Wancoocha 3 | Base | NBI | 1684 | 573,000 | 573,000 |
| Total | | 1,378,100 | | 1,902,000 | 2,088,000 |

## 1984 Exploration Drilling Results

(Cumulative to December 1984)

| Well | Type | TD ft | Spud Date | Completion Date | Comments |
|---|---|---|---|---|---|
| Dunoon 1 | Ex | 5004 | 26.10 | 3.11 | P&A. Mz water-saturated. |
| Wancoocha 2 | Ex | 5970 | 6.11 | 25.11 | C&S oil and gas well. Rec. 10 ft oil Murta; 3752 BOPD Birkhead; 3240 BOPD Hutton; 1747 BOPD Patchawarra. 718 ft SGCMW from basement. |
| Wancoocha 3 | Ex/App | 6060 | 26.11 | 9.12 | C&S Hutton oil well. Appraisal in Patchawarra flowed water; no pay. Rec. 2629 ft oil, 2484 ft W; 13 ft pay in Hutton. 16 ft oil pay in basal Birkhead. |

## Well Summary Reports

Dunoon 1
Wancoocha 2
Wancoocha 3

# DUNOON 1 WELL SUMMARY

**Latitude:** 28° 38' 34" South (Prelim)

**Longitude:** 140° 06' 32" East (Prelim)

**Elevation** Ground Level : 92' (Prelim)
Kelly Bushing: 107' (Prelim)

**Total Depth:** 4997' (Drlr), 4985' (Logr)

**Status:** Plugged and abandoned

**Interest Holders:**

| | |
|---|---|
| SANTOS Limited | 45% |
| Delhi Petroleum Pty. Ltd. | 27% |
| Vamgas Limited | 14% |
| South Australian Oil & Gas Corporation Pty. Ltd. | 9% |
| Hartogen Energy Limited | 5% |

**Participating Interests:**

| | |
|---|---|
| SANTOS Limited | 45% |
| Delhi Petroleum Pty. Ltd. | 27% |
| Vamgas Limited | 14% |
| South Australian Oil & Gas Corporation Pty. Ltd. | 9% |
| Hartogen Energy Limited | 5% |

**Well Summary:** Dunoon 1 spudded at 0230 hours on 26 October 1984. Drilled 12¼" hole to 900' and ran and cemented 9 5/8" casing to 882'. Drilled 8½" hole to 3838' and ran DST 1 in the Murta Member over the interval 3746'-3838'. Drilled 8½" hole to 4987'. Cut core 1 in 'Basement' (4987'-4997' TD). Ran suite 1 electric logs. Plug and abandon. Rig released 0330 hours on the 3/11/84.

**Coring:**

| Core | Interval | Recovery | Formation |
|---|---|---|---|
| 1 | 4987'-4997' | 9' (90%) | Basement |

**Testing:**

| DST | Interval | Formation | |
|---|---|---|---|
| 1 | 3746'-3838' | Late Triassic/ Tirrawarra Sst | Open: 90 mins Closed 90 mins NFTS. Rec: 100 SGCM |

**Formation Tops:** (from SLS-GR)

| | |
|---|---|
| 'Transition Beds' | 3562' |
| Murta Member | 3746 |
| Namur Sandstone Member | 3897' |
| Birkhead | 4625' |
| Hutton Sandstone | 4638' |
| Pre-Jurassic | 4733' |

Dunoon 1 Well Summary

---

Geophysical Control:
(from SLS-GR)

'C' Horizon 122' high to prognosis
'Dn' Horizon 132' high to prognosis
'H' Horizon 199' high
'Z' Horizon 215' high to prognosis

Logging:

Suite 1

| | |
|---|---|
| DLL-MSFL-SP-GR | 4970' - 883' |
| SLS-GR | 4960' - 884' |
| GR | 4960' - 40' |
| LDL-CNL | 4950' - 4730' |

Completion:

Plugged and abandoned
Plug 1 4000' - 3860'
Plug 2 3586' - 3430'
Plug 3 930' - 780'

Summary:

Dunoon 1 was an exploration well designed to test the north east-south west trending Dunoon Dome for Mesozoic oil accumulations. Dunoon 1 is located 58 km south west of Moomba and 35 km south east of Daralingie producing gas field, in the Murta Block of PEL 5 & 6.

The primary objective was the evaluation of the Mesozoic reservoirs; namely the Murta Member and Namur Member of the Mooga Formation, Basal Birkhead and Hutton Sandstone. Secondary objectives included the Coorikiana Sandstone and Wyandra Sandstone.

The well reached total depth in Pre-Jurassic Basement. DST 1 conducted in the Late Triassic/Tirrawarra sandstone over the interval 3746'-3838' recovered 100' of SGCM.

Geophysical control was poor with the 'C', 'Dn', 'H' and 'Z' horizons coming in 122', 132, 199' and 215' high respectively.

No pay was interpreted. The Murta was tight and the Namur was water wet.

The well was plugged and abandoned and the rig released at 0330 hours on the 3/11/84.

# WANCOOCHA 2 WELL SUMMARY

| | |
|---|---|
| Latitude: | 28° 32' 34.9" South (Prelim) |
| Longitude: | 139° 59' 29.2" East (Prelim) |
| Elevation | Ground Level: 76' (Prelim)<br>Kelly Bushing: 92' (Prelim) |
| Total Depth: | 5970' (Driller)<br>5965' (Logger) |
| Status: | Cased and Suspended Permian and Jurassic oil well. |

Interest Holders:

| | |
|---|---|
| SANTOS Limited | 45% |
| Delhi Petroleum Pty Ltd | 27% |
| Vamgas Limited | 14% |
| South Australian Oil & Gas Corporation Pty Ltd | 9% |
| Hartogen Energy Limited | 5% |

Participating Interests:

| | |
|---|---|
| SANTOS Limited | 45% |
| Delhi Petroleum Pty Ltd | 27% |
| Vamgas Limited | 14% |
| South Australian Oil & Gas Corporation Pty Ltd | 9% |
| Hartogen Energy Limited | 5% |

Well Summary:

Wancoocha 2 spudded at 0930 hours on 6/11/84. 12¼" hole drilled to 925'. 9-5/8" casing was run and cemented with the shoe set at 920'. Drill 8½" hole to 4331'. Ran DST 1 over the interval 4260'-4331' (Murta). Drill 8½" hole to 5684'. Ran DST 2 over the interval 5591'-5684' (Patchawarra), tool became differentially stuck and no shut in was possible. Drill 8½" hole to 5746'. Ran DST 3 over the interval 5678'-5746' (Patchawarra). Drill 8½" hole to 5970' TD. Ran suite 1 wireline logs, velocity survey and sidewalls (1 gun). Ran DST 4 (inflate) over the interval 5085'-5114' (Birkhead). Ran DST 5 (inflate) over the interval 5130'-5146' (Hutton). Ran DST 6 (inflate) over the interval 4378'-4416' (Murta-Namur). Ran RFT in Patchawarra, Basal Hutton, Hutton and Birkhead Formations. Ran DST 7 over the interval 5760'-5970' (Basement). Ran 7" production casing to 5970'. Rig released at 0800 hours on 25/11/84.

Coring: Nil

Testing:

| DST No. | Interval | Formation | Results |
|---|---|---|---|
| 1 | 4260'-4331'(Drlr)<br>4258'-4329'(Logr) | Murta | NFTS, NGTS. Rec. 90' OCM, 10' oil. 48.5° API, pour point 30°F. Flow 120, Shut in 120. |
| 2 | 5591'-5684'(Drlr) | Patchawarra | GTS 14 mins @ 60 mmcf/d (est.). Diff stuck could not shut in. |
| 3 | 5678'-5746'(Drlr) | Patchawarra | OTS 13 mins @ 1747 BPD. Q: 2.2 mmcfd/d. 43.9 API, pour point 58°F 960 psi. Flow 124, Shut in 240. |
| 4 | 5085'-5114'<br>(Drlr & Logr) | Birkhead | OTS 12 mins @ 3752 BPD 53.5 API, pour point less than 25°F 60 psi. Flow 97, Shut in 120. |
| 5 | 5130'-5146'<br>(Drlr & Logr) | Hutton | OTS in 15 mins @ 3240 BPD 54.5 API, pour point less than 25°F 270 psi. Flow 84, Shut in 120. |
| 6 | 4378'-4416'<br>(Drlr & Logr) | Namur | WTS 28 mins @ 300 BPD. Rw 1.55 @ 80°F 8 psi. Flow 60, Shut in 60. |
| 7 | 5760'-5970'(Drlr)<br>5760'-5970'(Logr) | Pre-Permian Basement | NFTS, NGTS. Rec. 718' SGCWM. Rw 0.41 @ 63°F. Flow 180, Shut in 180. |

Logging:

| Suite 1 | | |
|---|---|---|
| | SLS- | 5952' - 919' |
| | GR- | 5936' - 50' |
| | CAL | 5958' - 919' |
| | DLL- | 5961' - 919' |
| | MSFL- | 5929' - 3970' |
| | SP- | 5900' - 919' |
| | CAL | 5943' - 919' |
| | LDL- | 5970' - 919' |
| | CNL- | 5950' - 3900' |
| | ML | 5916' - 5000' |
| | | 4512' - 3941' |

| | | |
|---|---|---|
| Formation Tops: (SLS-GR) | Surficial & Winton | 16' |
| | Mackunda | 2416' |
| | Oodnadatta | 2699' |
| | Coorikiana | 3286' |
| | Bulldog | 3323' |
| | 'Transition Beds' | 4070' |
| | Murta Member | 4250' |
| | Namur Sandstone Member | 4375' |
| | Birkhead | 5063' |
| | Hutton Sandstone | 5140' |
| | Poolawanna | 5423' |
| | Epsilon | 5471' |
| | Murteree Shale | 5513' |
| | Patchawarra | 5606' |
| | Basement | 5742' |

Geophysical Control:

'Ac' Horizon 60' low to prognosis.
'C' Horizon 4' low to prognosis.
'Dm' Horizon 24' low to prognosis.
'Dn' Horizon 65' high to prognosis.
'E' Horizon 61' low to prognosis.
'H' Horizon 48' low to prognosis.
'S' Horizon
'T' Horizon 46' low to prognosis.
'U' Horizon 42' high to prognosis.
'V' Horizon 79' high to prognosis.
'Z' Horizon 145' high to prognosis.

Completion:

7" production casing to 5969'.

Summary:

Wancoocha 2 was an exploration well designed to test the crest of the Wancoocha Dome at Mesozoic and Permian levels. Primary objectives included the to Namur Sandstone, top Hutton Sandstone and Patchawarra Formation, secondary objectives included the Coorikiana Sandstone, Wyandra Sandstone, Basal Birkhead Formation and Epsilon Formation.

Drilling terminated at 5965' in Pre-Permian Basement and Geophysical control was fair ('C': 4' low, 'Dn': 65' high, 'H': 48' low, 'V': 79' high).

Three DST's were conducted during drilling and three after logging. Oil was discovered in four formations in Wancoocha 2. DST 1 recovered 10' oil (48.5° API) and 90' of oil cut mud from the Murta Member. DST 3 flowed oil at 1747 BPD (43.7° API) with 2.2 MMCFGPD from the Patchawarra Formation, DST 4 flowed 3725' BOPD (53.5° API) from the Birkhead Formation and DST 5 flowed 3240 BOPD (54.5° API) from the Hutton Sandstone. DST 6 flowed 300 BWPD from the Namur Sandstone and DST recovered muddy water from the Basement.

Log interpretation indicates 13' oil pay in the Birkhead Formation (Ave Ø 21.1%, Ave Sw 35.5%), 15' oil pay in the Top Hutton Sandstone (Ave Ø 22.4%, Ave Sw 56.3%) and 6' oil pay in the Basal Hutton (Ave Ø 19.7%, Ave Sw 52.8%) and 45' oil pay in the Patchawarra Formation (Ave Ø 19.7%, Ave Sw 26.5%).

Wancoocha 2 is a new field oil discovery and the well was cased to 5969'. Completion was suspended pending the availability of a workover rig.

# WANCOOCHA 3 WELL SUMMARY

| | |
|---|---|
| Latitude: | 28° 32' 47.6" (Prelim) |
| Longitude: | 139° 58' 55.3" (Prelim) |
| Elevation: | Ground Level: 73' (Prelim)<br>Kelly Bushing: 89' (Prelim) |
| Total Depth: | 6060' (Drlr), 6063' (Logr) |
| Status: | Cased and suspended Hutton oil well |

| Interest Holders: | |
|---|---|
| SANTOS Limited | 45% |
| Delhi Petroleum Pty Ltd | 27% |
| Vamgas Limited | 14% |
| South Australian Oil & Gas Corporation Pty Ltd | 9% |
| Hartogen | 5% |

| Participating Interests: | |
|---|---|
| SANTOS Limited | 45% |
| Delhi Petroleum Pty Ltd | 27% |
| Vamgas Limited | 14% |
| South Australian Oil & Gas Corporation Pty Ltd | 9% |
| Hartogen | 5% |

Well Summary:

Wancoocha 3 spudded at 0800 hours 26.11.84. Drill 12¼" hole to 727' and ran and cemented 9 5/8" casing with the shoe at 718'. Drill 8½" hole to 5131'. Cut core 1 in Hutton Sandstone 5131'-5161'. Drill 8½" hole to 5790'. Cut core 2 in Patchawarra Formation (5790'-5850'). Drilled 8½" hole to 6060' TD. Ran suite 1 electric logs. Ran DST 1 in Patchawarra Formation (5866'-5970'). Ran DST 2 in Patchawarra Formation (5796'-5818'). Ran DST 3 in Hutton Sandstone (5114'-5133'). Ran 7" casing to 6058'. Rig released 2300 hours, 9.12.84.

Coring:

| Core No. | Interval | Recovery | Formation |
|---|---|---|---|
| 1 | 5131'-5161' | 30' (100%) | Hutton Sst |
| 2 | 5790'-5850' | 60' (82.5%) | Patchawarra |

Wancoocha 3 Well Summary

---

Testing:

| DST No. | Interval | Formation | |
|---|---|---|---|
| 1 | 5866'-5970' | Patchawarra | Open: 160 mins. Closed: 149 mins. GTS 29 mins RTSTM. WTS 44 mins. Q = 566 BWPD @ 38 psig. Rec: 5970' water (Rw: 0.75 @ 74°F). |
| 2 | 5796'-5818' | Patchawarra | Open: 120 mins. Closed: 122 mins. GTS 30 mins RTSTM. WTS 50 mins @ 29 psig. Q = 456 BWPD. Rec: 5818' water. |
| 3 | 5114'-5133' | Hutton Sst | Open: 244 mins. Closed: 241 mins. NFTS. Rec: 2629' oil (51° API), 20' OCM, 2484' water (Rw: 0.4 @ 74°F). |

Logging:

Suite 1

| | |
|---|---|
| DLL-MSFL-SP-GR | 6047' - 718' |
| SLS- | 6045' - 718' |
| -GR | 6045' - 40' |
| LDT-CNL- | 6060' - 4000' |
| -ML | 6060' - 5700', 5600' - 5350', 5250' - 5000', 4500' - 4400' |
| SHDT | 6063' - 5060' |

Formation Tops: (from cuttings)

| | |
|---|---|
| Surficial & Winton | 16' |
| Mackunda | 2380' |
| Oodnadatta | 2680' |
| Coorikiana Sst | 3350' |
| Bulldog Shale | 3376' |
| Cadna-Owie | 4112' |
| Murta Mbr | 4289' |
| Namur Sst Mbr | 4420' |
| Birkhead | 5095' |
| Hutton Sst | 5124' |
| Epsilon | 5524' |
| Murteree Shale | 5600' |
| Patchawarra | 5712' |
| Dullingari Group | 5966' |

# Wancoocha 3 Well Summary

Geophysical Control:

'C' Horizon 38' low to prognosis
'Dn' Horizon 14' high to prognosis
'H' Horizon 20' high to prognosis
'P' Horizon 95' low to prognosis
'V' Horizon 70' low to prognosis
'Z' Horizon 157' low to prognosis

Completion:

Cased and suspended. 7" casing ran to 6058'

Summary:

Wancoocha 3 was an appraisal well in the Murta Block of PEL 5 & 6 designed to define the lateral and vertical extent and to investigate the trapping mechanism of oil accumulations found in the Birkhead, Hutton and Patchawarra Sandstones of Wancoocha 2.

The well was located approximately 45 km south west of Moomba, approximately 1 km south west of Wancoocha 2 on the south west-north east trending Wancoocha anticline.

Total depth was reached at 6063' in Pre-Permian 'Basement'. Geophysical control was fair to poor ('C': 38' low, 'Dn': 14' high, 'H': 20' high, 'P': 95' low, 'V': 70' low, 'Z': 157' low).

Two cores were cut in the Hutton Sandstone and Patchawarra Formation.

Three DSTs were conducted after logging. DSTs 1 & 2 in the Patchawarra Formation flowed water at 566 and 456 BPD and DST 3 in the Hutton Sandstone recovered 2629' of 51° API oil and 2484' water.

Log interpretation indicated 16' of pay, 3' in the Basal Birkhead (Av Ø 10.4%, Av Sw 85.1%), and 13' in the Hutton Sandstone (Av Ø 18.3%, Av Sw 74.1%).

Wancoocha 3 was cased to 6058' and suspended as a Hutton oil well.

## Seismic Prognoses v. Drilling Results

| Well | C | DN | H | T | V | Z |
|---|---|---|---|---|---|---|
| Dunoon 1 | 122H | 132H | 199H | - | - | 215H |
| Wancoocha 2 | 4L | 65H | 48L | 46L | 79H | 145H |
| Wancoocha 3 | 38L | 14H | 20H | 95L | 70L | 157L |
| Average High | 122H | 70H | 110H | - | 79H | 180H |
| Average Low | 21L | - | 48L | 71L | 70L | 157L |
| Average Error | 55 | 70 | 89 | 71 | 75 | 172 |

## 1984 Exploration Impact on Reserves

Preliminary estimates of changes to reserves in the Murta Block following evaluation of seismic and drilling (including appraisal) during 1984 are as follows:

| Field/Prospect | Well | ---Impact--- BCF | MMSTB | Remarks |
|---|---|---|---|---|
| Dunoon | 1 | - | - | P & A. |
| Wancoocha | 2,3 | | +5 | New field. |
| | TOTAL | | +5 | |

# 3. SEISMIC ACQUISITION

## 1984 Seismic Expenditure Table

| Survey | NOPE | Original Budget $ | NOPE $ | Forecast Final $ |
|---|---|---|---|---|
| Base Hogarth-MUR | 1342 | 862,000 | 990,000 | 640,000 |

## 1984 Seismic Acquisition Table

| Survey | Original Budget km | NOPE km | Final km |
|---|---|---|---|
| Base Hogarth-MUR | 300 | 355 | 354 |

## Acquisition Summary

### Line Clearance

Line cutting of the 1984 Giles-MUR Seismic Survey was completed in 1983. Clean up of the lines commenced on 2 February and was completed on 20 February.

Line cutting of the 1984 Hogarth-MUR Seismic Survey commenced on 1 April and was completed on 30 April. No problems were encountered.

### Surveying

Survey of the 1984 Giles-MUR Seismic Survey was mostly completed in 1983. The remainder was commenced and completed on 16 February. Survey of the 1984 Hogarth-MUR Seismic Survey commenced on 1 April and was completed on 5 May. Initial survey computations were inaccurate and the requirement for revision delayed computation of static corrections.

### Drilling

Drilling of the 1984 Giles-MUR Seismic Survey commenced on 9 February and was completed on 25 February. No particular problems were encountered. Drilling of the 1984 Hogarth-MUR Seismic Survey commenced on 1 April and was completed on 12 April. Considerable time was lost waiting on water.

### Recording

Recording of the 1984 Giles-MUR Seismic Survey commenced on 11 February and was completed on 25 February. Production was hampered by wet conditions.

Recording of the 1984 Hogarth-MUR Seismic Survey commenced on 8 April and was completed on 6 May. No problems were encountered and production was high (average 12.2 km/day). All lines except 84-SJH were recorded 1200% with a 37.5 m station interval. 84-SJH was recorded 2400% with a 25 m station interval.

### Statics Acquisition/Computation

Statics acquisition for the 1984 Giles-MUR Seismic Survey commenced on 9 February and was completed on 26 February. Statics acquisition for the 1984 Hogarth-MUR Seismic Survey commenced on 1 April and was completed on 12 May. Computation of static corrections proceeded smoothly for the Giles Survey, but anomalies between 1983 and 1984 uphole data required resolution. Considerable delay occurred with the Hogarth computations due to survey computation errors.

Survey Line Index Map

And

Seismic Line List

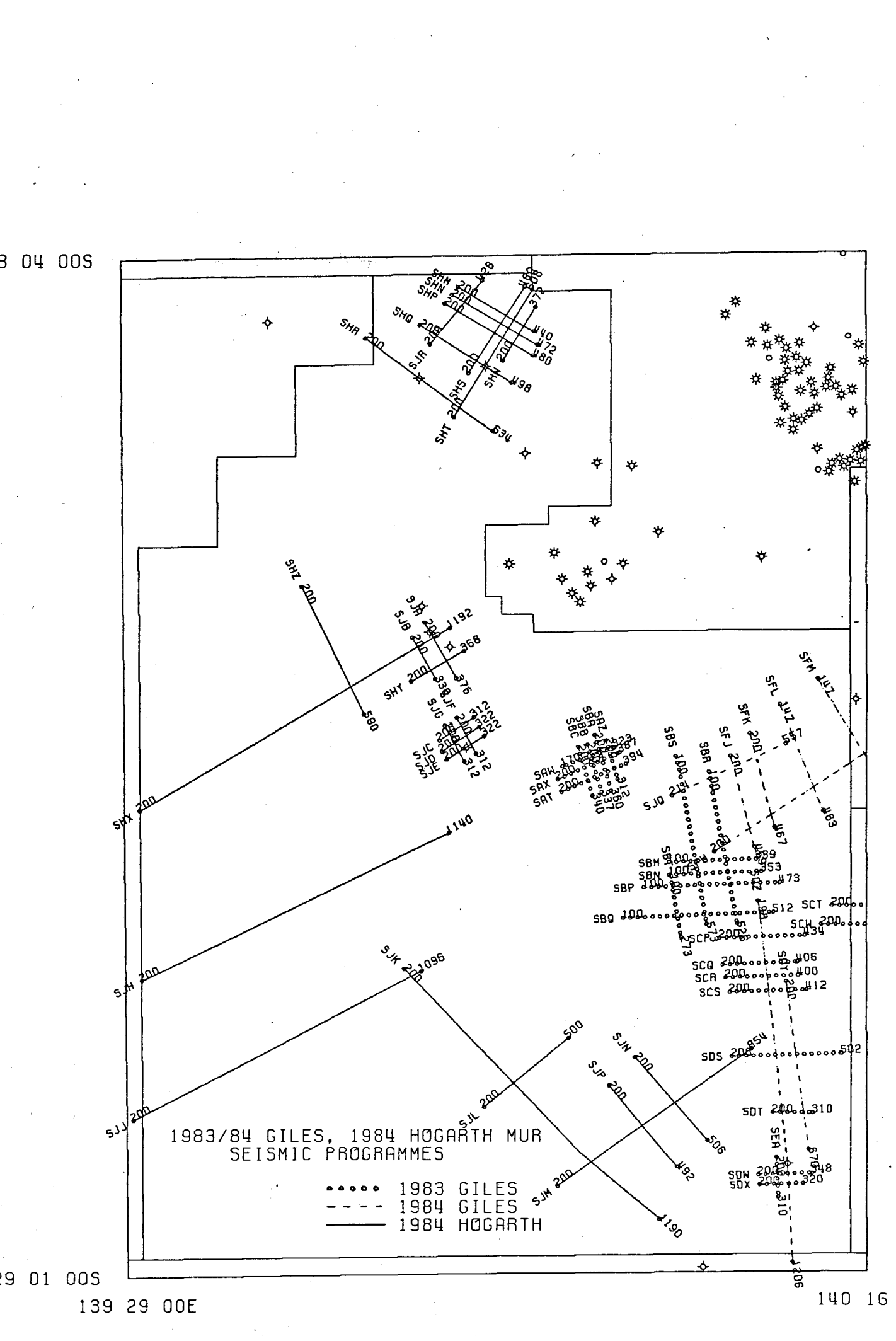
8 04 00S
29 01 00S
139 29 00E
140 16
1983/84 GILES, 1984 HOGARTH MUR
SEISMIC PROGRAMMES
1983 GILES
1984 GILES
1984 HOGARTH

1984 PROGRAMME

Block: Murta

Survey: Hogarth-MUR

Milpera - Chidlee

| | | |
|---|---|---|
| 84-SJK | 200 - 1192 | 37.200 |
| 84-SJL | 200 - 500 | 11.250 |
| 84-SJm | 200 - 856 | 24.600 |
| 84-SJN | 200 - 504 | 11.400 |
| 84-SJP | 200 - 492 | 10.950 |
| | | 95.400 |

Warra Regional

| | | |
|---|---|---|
| 84-SJH | 200 - 1140 | 35.250 |
| 84-SJJ | 200 - 1092 | 33.450 |
| 84-SHZ | 200 - 592 | 14.700 |
| 84-SHX | 200 - 1192 | 37.200 |
| | | 120.600 |

Boxwood - Pando

| | | |
|---|---|---|
| 84-SJA | 200 - 376 | 6.600 |
| 84-SJB | 200 - 332 | 4.950 |
| 84-SJC | 200 - 312 | 4.200 |
| 84-SJD | 200 - 324 | 4.650 |
| 84-SJE | 200 - 324 | 4.650 |
| 84-SJF | 200 - 312 | 4.200 |
| 84-SJG | 200 - 312 | 4.200 |
| 84-SHY | 200 - 368 | 6.300 |
| | | 39.750 |

Muteroo - Spencer

| | | |
|---|---|---|
| 84-SJR | 200 - 428 | 8.550 |
| 84-SHM | 200 - 440 | 9.000 |
| 84-SHN | 200 - 472 | 10.200 |
| 84-SHP | 200 - 480 | 10.500 |
| 84-SHQ | 200 - 500 | 11.250 |
| 84-SHR | 200 - 634 | 16.275 |
| 84-SHS | 200 - 480 | 10.500 |
| 84-SHT | 200 - 608 | 15.300 |
| 84-SHW | 200 - 372 | 6.450 |
| | | 98.030 |

1984 Hogarth-MUR Total 353.780

BJS/SA1/111/7

1984 PROGRAMME

Block: Murta

Survey: Giles-MUR

Milpera - Chidlee

| | | |
|---|---|---|
| 84-SDY | 200 - 670 | 17.625 |
| 84-SDZ | 200 - 1206 | 37.725 |
| | | 55.35 |

Murteree Ridge-Arcoona

| | | |
|---|---|---|
| 84-SFH | 200 - 733 | 19.988 |
| 84-SFJ | 200 - 459 | 9.713 |
| 84-SFK | 232 - 467 | 8.813 |
| 84-SFL | 147 - 463 | 11.850 |
| 84-SFM | 147 - 450 | 11.363 |
| 84-SJQ | 214 - 557 | 12.863 |
| | | 74.59 |

1984 Giles-MUR Total 129.94

# Recording Statistics

# DELHI PETROLEUM PTY. LTD.

| 1984 | SEISMIC SURVEY MONTHLY REPORT | BLOCK a) MURTA b) MOOMBA PROSPECT a) ARCOONA, KUMBARRIE b) McLEOD | CONTRACTOR: S.S.L. PARTY No.: 2/327 PARTY CHIEF: K.C. FILER |
|---|---|---|---|

## COMMENTS

Briefly indicate - The operations and changes in technique
The difficulties and problems encountered
The results obtained and their quality
All remarkable dates

## PARAMETERS

Record Length 4 SECS CORRELATED — Sample Rate 4 mS

Filters 8 Hz 12 db/oct. 90 Hz 72 db/oct — Recording Channels 96

Spread Geometry 1893.75 m – 131.25 m – 0 – 131.25 m – 1893.75 m

Geophones and Array 12 GEOPHONES IN LINE, 4 m SPACING, CENTRED ON PEG, LINEAR ARRAY

Station Interval 37.5 m — Source Interval 150 m FOR ARCOONA / KUMBARRIE, 75 m FOR McLEOD

Coverage 1200% FOR ARCOONA / KUMBARRIE, 2400% FOR McLEOD

Source 3 x Y1100 BBV FAILING VIBRATORS

Source Location STATION MIDPOINT

Vibrator Geometry, Move Up 3 VIBS IN LINE — a) 14 m SPACING, 4.7m MOVE UP FOR 1200% b) 12 m SPACING, 7.5m MOVE UP FOR 2400%

Sweeps and Frequency 10 $H_3$ → 85 $H_3$ / 12 SECS. / 0.25 SEC TAPER X

Linear Taper COSINE

Drive Level 60%

## REMARKS & DIAGRAMS

# DELHI PETROLEUM PTY. LTD.

1984

## SEISMIC SURVEY MONTHLY REPORT

BLOCK a) MUATA
b) MOOMBA
PROSPECT
a) ARCOONA, KUMBARRIE
b) McLEOD

CONTRACTOR: S.S.L.
PARTY No: 2/327
PARTY CHIEF: K.C. FILER

| DATE | RECORDING LINE | STATIONS | No. OF STNS. | SURF. COVER KM. | PROFILES (VP's) | DATA QUALITY | HOURS REC'D. | HOURS TRAVEL | TOTAL CHARGE | STAND BY / DOWN | OPERATIONAL FACTORS AFFECTING PRODUCTION |
|---|---|---|---|---|---|---|---|---|---|---|---|
| 1 | | | | | | | | | | | |
| 2 | | | | | | | | | | | |
| 3 | | | | | | | | | | | |
| 4 | | | | | | | | | | | |
| 5 | | | | | | | | | | | |
| 6 | | | | | | | | | | | |
| 7 | | | | | | | | | | | |
| 8 | | | | | | | | | | | |
| 9 | | | | | | | | | | | |
| 10 | | | | | | | | | | | CREW ARRIVES MOOMBA |
| 11 | SFL | 147 - 307 | 160 | 6.000 | 41 | G | 8:10 | 1:35 | 9:45 | 0:10 | FIRST DAY. POLARITY TESTS |
| 12 | SFL<br>SFH | 307 - 463<br>733 - 621 | 156<br>112 | 5.850<br>4.200 | 39<br>29 | G | 9:25 | 0:35 | 10:00 | 0:30 | INSTRUMENT FAULT |
| 13 | SFH | 621 - 361 | 260 | 9.7500 | 65 | G | 10:00 | 0:30 | 10:30 | 0:30 | RECORDING TRUCK AND VIBRATOR FAULTS |
| 14 | SFH<br>SFJ | 361 - 200<br>459 - 367 | 161<br>92 | 6.0375<br>3.4500 | 40<br>24 | G | 8:35 | 1:10 | 9:45 | 0:55 | R/T AND VIB FAULTS, DETOURS |
| 15 | SFJ<br>SJQ | 367 - 200<br>557 - 441 | 167<br>116 | 6.2625<br>4.3500 | 41<br>30 | — | 9:30 | 1:15 | 10:45 | 0:10 | VIB FAULT, CAMERA DOWN |
| 16 | SJQ | 441 - 214 | 227 | 8.5125 | 61 | — | 10:00 | 1:00 | 11:00 | | VIB FAULT, CAMERA DOWN |
| 17 | SFK | 232 - 467 | 235 | 8.8125 | 67 | G | 10:10 | 0:40 | 10:50 | +5m | CAMERA REPLACED |
| 18 | SFM | 450 - 147 | 303 | 11.3625 | 76 | G | 10:05 | 1:45 | 11:50 | +5m | ARCOONA COMPLETE |
| 19 | SDY | 200 - 376 | 176 | 6.6000 | 45 | G | 6:55 | 3:50 | 10:45 | | BAD ACCESS TO LINE, CAMP MOVED |
| 20 | SDY | 376 - 624 | 248 | 9.3000 | 62 | G | 9:20 | 1:30 | 10:50 | +10m | |
| 21 | SDY<br>SDZ | 624 - 670<br>1206 - 1062 | 46<br>144 | 1.7250<br>5.400 | 11<br>37 | G | 9:05 | 1:15 | 10:20 | +5 | |
| 22 | SDZ | 1062 - 806 | 256 | 9.6000 | 64 | G | 9:40 | 1:10 | 10:50 | +5 | |
| 23 | SDZ | 806 - 594 | 212 | 7.9500 | 54 | G | 9:15 | 1:00 | 10:15 | | |
| 24 | SDZ | 594 - 342 | 252 | 9.4500 | 63 | G | 9:55 | 0:30 | 10:25 | 0:20 | CABLE TRUCK DELAY |
| 25 | SDZ | 342 - 200 | 142 | 5.3250 | 35 | G | 6:25 | 0:40 | 7:05 | +5 | ½ INSTRUMENT TEST; 2 HOURS |
| 26 | | | | | | | 10:00 | 0:00 | 10:00 | | CAMP MOVE, LINE LAID, HEAVY RAIN |
| 27 | SHK | 626 - 466 | 160 | 6.0000 | 81 | G | 8:45 | 1:40 | 10:25 | | CHANGE TO 2400% COVERAGE FOR McLEOD |
| 28 | SHK | 466 - 200 | 266 | 9.9750 | 132 | G | 9:35 | 1:40 | 11:15 | | |
| 29 | SHL | 200 - 432 | 232 | 8.7000 | 118 | P | 9.15 | 1.15 | 10.30 | 0:30 | VEHICLE BREAKDOWN |
| 30 | | | | | | | | | | | |
| 31 | | | | | | | | | | | |
| TOTAL | | | 4123 | 154.6125 | 1218 | | 174:05 | 23:00 | 197:05 | 3:05 | |

KILOMETERS / WORK HOUR 0.8881...
KILOMETERS / CHARGE HOUR 0.7845...

COMPILED BY: K.C. FILER

# DELHI PETROLEUM PTY. LTD.

SURVEY HOGARTH-MUR

| APRIL 1984 | SEISMIC SURVEY MONTHLY REPORT | BLOCK MURTA<br>PROSPECT MUTEROO-SPENCER | CONTRACTOR: S.D.U.<br>PARTY No.: 5<br>PARTY CHIEF: B. CALLAGHAN<br>G. MURPHY<br>T. DOOLEY |
|---|---|---|---|

## COMMENTS

Briefly indicate - The operations and changes in technique
The difficulties and problems encountered
The results obtained and their quality
All remarkable dates

## PARAMETERS FOR 84-SHT 8.4.84, 9.4.84

Record Length 12 + 4 sec listen  Sample Rate 4 ms

Filters 90 Hz HIGH CUT, 8 Hz LOW CUT  Recording Channels 96 + 5 AUX CHANNELS

Spread Geometry 1821.1 - 58.6 - 0 - 53.9 - 1816.4 m ASYMMETRIC
#1 #48 #49 #96

Geophones and Array GSC 20D (10 Hz), 12 IN LINE, 3.4m SPACING CENTRED ON STATION

Station Interval 37.5m  Source Interval 150 m

Coverage 1200%

Source VIBROSEIS

Source Location BETWEEN STATIONS (ASYMMETRIC, SEE DIAGRAM)

Vibrator Geometry, Move Up 3 VIBRATORS IN LINE, 4.7m MOVE UP, 14m PAD-PAD

Sweeps and Frequency 8 SWEEPS, 12-85 Hz LOG UPSWEEP

AMPLITUDE Linear Taper 25% COSINE TAPER 0.25s

Drive Level 30% (75% OF FULL DRIVE)

## REMARKS & DIAGRAMS

SOURCE ARRAY

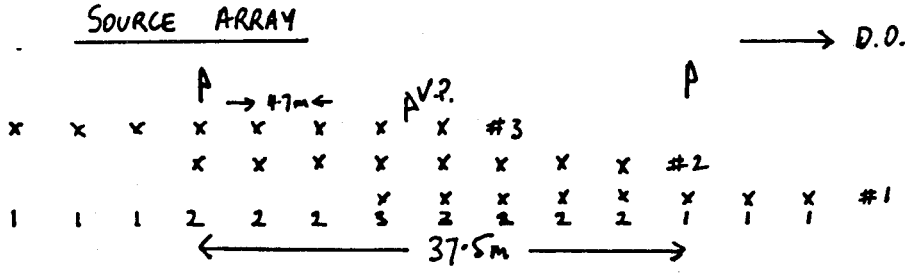


3 VIBRATORS IN LINE. BETWEEN STATIO

M.U. = $\frac{37.5}{8}$ = 4.7 m

P-P = 3x M.U. = 14 m

ARRAY LENGTH = 60.94 m

RECEIVER ARRAY

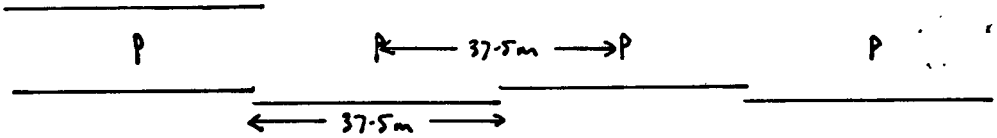


SPREAD GEOMETRY




DATA QUALITY GOOD

82XP-1582 RV-24

# DELHI PETROLEUM PTY. LTD.

SURVEY HOGARTH - MUR

| APRIL 1984 | SEISMIC SURVEY MONTHLY REPORT | BLOCK MURTA<br>PROSPECT MUTEROO - SPENCER BOXWOOD - PANDO | CONTRACTOR: S.D.U.<br>PARTY No.: 5<br>PARTY CHIEF: B. CALLAGHAN G. MURPHY T. DOOLEY |
|---|---|---|---|

## OMMENTS

riefly indicate - The operations and changes in technique
The difficulties and problems encountered
The results obtained and their quality
All remarkable dates

## PARAMETERS

FOR PERIOD 10-4-84 – 23-4-84

Record Length 12 + 4 sec LISTEN  Sample Rate 4 ms

Filters 90 HZ HIGH CUT, 8 HZ LOW CUT  Recording Channels 96 + 5 AUX CHANNELS

Spread Geometry 1818.75 – 56.25 – 0 – 56.25 – 1818.75
#1 #48 #49 #96

Geophones and Array GSC 20 D (10 HZ) 12 IN LINE, 3.4m SPACING, CENTRED ON STATION

Station Interval 37.5m  Source Interval 150 m

Coverage 1200%

Source VIBROSEIS

Source Location BETWEEN STATIONS

Vibrator Geometry, Move Up 3 VIBRATORS IN LINE, 5.4m MOVE UP, 10.8 m PAD-PAD

Sweeps and Frequency 8 SWEEPS 12-85 HZ LOG UPSWEEP

MPLITUDE Linear Taper 25% COSINE TAPER 0.25 s

Drive Level 30% (75% OF FULL DRIVE)

## REMARKS & DIAGRAMS

SOURCE ARRAY

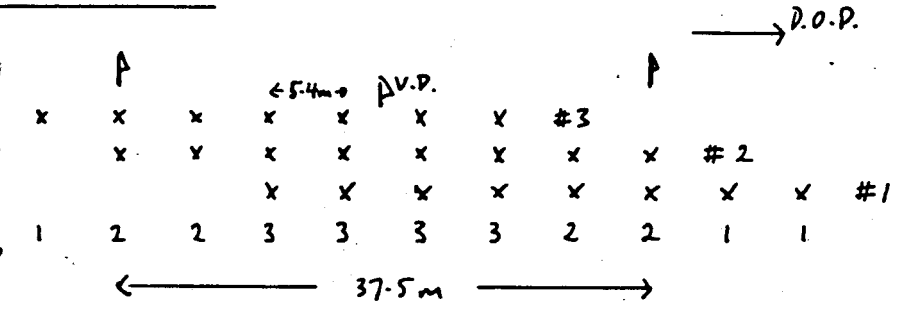


3 VIBRATORS IN LINE, BETWEEN STATIONS

$M.V. = \frac{37.5}{7} = 5.36$

$P-P = 2 \times M.V. = 10.71$ m

ARRAY LENGTH = 11 × M-V
= 58.93 m

DATA QUALITY GOOD

RECEIVER ARRAY - AS FOR 8-4-84, 9-4-84

SPREAD GEOMETRY

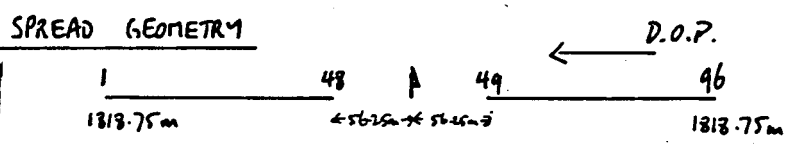

# DELHI PETROLEUM PTY. LTD.

SURVEY HOGARTH-MVR

| APRIL 1984 | SEISMIC SURVEY MONTHLY REPORT | BLOCK MURTA<br>PROSPECT WARRA REGIONAL | CONTRACTOR: S.D.U.<br>PARTY No.: 5<br>PARTY CHIEF: B. CALLAGHAN<br>G. MURPHY<br>T. DOOLEY |
|---|---|---|---|

## COMMENTS

Briefly indicate - The operations and changes in technique
The difficulties and problems encountered
The results obtained and their quality
All remarkable dates .

## PARAMETERS FOR 84-SJH 24-4-84 - 28-4-84

Record Length 12 + 4s LISTEN  Sample Rate 4 ms

Filters 90 HZ HIGH CUT, 8 HZ LOW CUT  Recording Channels 96 + 5 AUX CHANNELS

Spread Geometry 1212.5 (#1) – 37.5 – 0 – 37.5 – 1212.5 (#96) (#49) (#48) SYMMETRIC

Geophones and Array GSC 20 D (10 HZ), 12 IN LINE, 2.27 m SPACING

Station Interval 25m  Source Interval 50m

Coverage 2400%

Source VIBROSEIS

Source Location BETWEEN STATIONS

Vibrator Geometry, Move Up 3 VIBRATORS IN LINE, 2.77 m MOVE UP, 11.11 m PAD-PAD

Sweeps and Frequency 4 SWEEPS, 12-85 HZ LOG UPSWEEP

AMPLITUDE Linear Taper 25%, COSINE TAPER 0.25 s

Drive Level 30% (75% OF FULL DRIVE)

## REMARKS & DIAGRAMS

SOURCE ARRAY

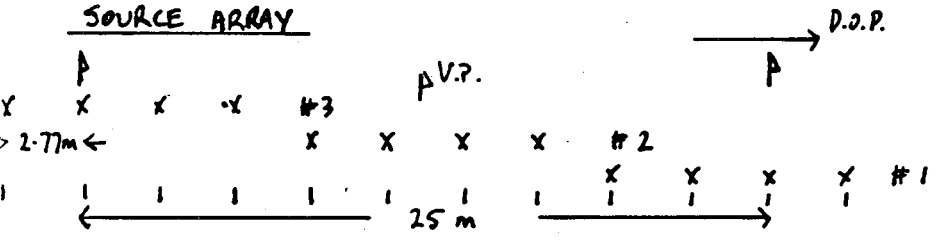


3 VIBRATORS IN LINE, BETWEEN STN

M.U. = $\frac{25}{9}$ = 2.77m

P-P = 4 × M.U. = 11.11 m

ARRAY LENGTH = 11 × M-U
= 30.56 m

RECEIVER ARRAY

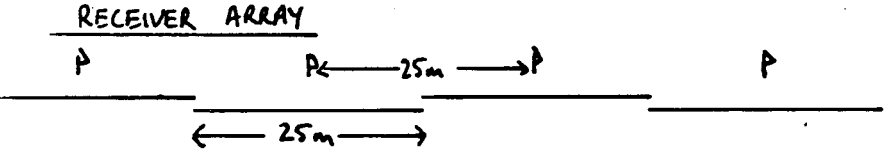


DATA QUALITY GOOD

SPREAD GEOMETRY

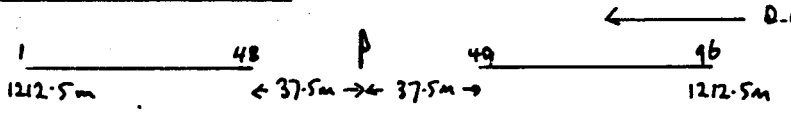

# DELHI PETROLEUM PTY. LTD.

SURVEY HOGARTH-MVR

| APRIL 1984 | SEISMIC SURVEY MONTHLY REPORT | BLOCK MURTA<br>PROSPECT WARRA REGIONAL<br>MILPERA-CHIDLEE | CONTRACTOR: S.D.V.<br>PARTY No: 6<br>PARTY CHIEF: B. CALLAGHAN<br>G. MURPHY<br>T. DOOLEY |
|---|---|---|---|

## COMMENTS

Briefly indicate - The operations and changes in technique
The difficulties and problems encountered
The results obtained and their quality
All remarkable dates

## PARAMETERS FOR 84-SJJ, 84-SJK 28·4·84 - 30·4·84

Record Length 12+4s LISTEN  Sample Rate 4ms

Filters 90 Hz HIGH CUT, 8 Hz LOW CUT  Recording Channels 96+5 AUX CHANNELS

Spread Geometry 1818·75 (#1) – 56·25 (#48) – 0 – 56·25 (#49) – 1818·75 (#96)

Geophones and Array GSC 20D (10 Hz) 12 IN LINE, 3·4 m SPACING, CENTRED ON STATION

Station Interval 37·5m  Source Interval 150m

Coverage 1200%

Source VIBROSEIS

Source Location BETWEEN STATIONS

Vibrator Geometry, Move Up 3 VIBRATORS IN LINE, 2·88m, MOVE-UP, 11·54m PAD-PAD

Sweeps and Frequency 8 SWEEPS; 12-85 Hz LOG UPSWEEP

Linear Taper 25%  COSINE TAPER 0·25s

Drive Level 30% (75% OF FULL DRIVE)

## REMARKS & DIAGRAMS

SOURCE ARRAY

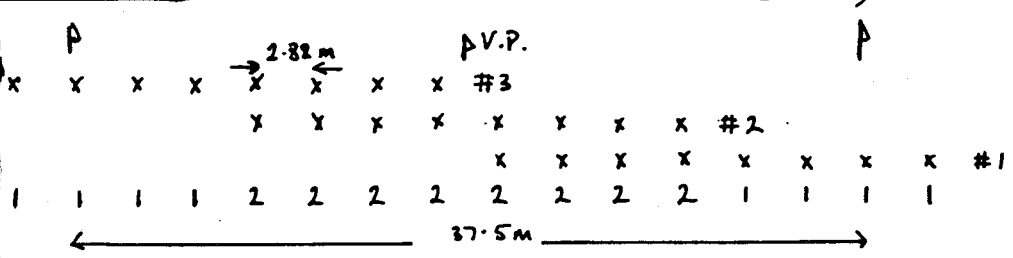


3 VIBRATORS IN LINE, BETWEEN STNS.

M-V = 37·5 / 13 = 2·88 m

P-P = 4 x M-V = 11·54 m

ARRAY LENGTH = 15 x M-V = 43·27 m

RECEIVER ARRAY AS FOR 8·4·84, 9·4·84

SPREAD GEOMETRY

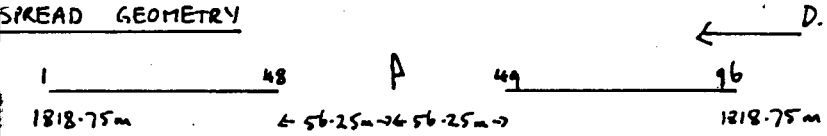


DATA QUALITY GOOD

# DELHI PETROLEUM PTY. LTD.

SURVEY HOGARTH-MVR

| APRIL 1984 | SEISMIC SURVEY MONTHLY REPORT | BLOCK MURTA<br>PROSPECT MUTEROO-SPENCER<br>BOXWOOD-PANDO, WARRA | CONTRACTOR: S.D.U.<br>PARTY No.: 5<br>PARTY CHIEF: B. CALLAGHAN<br>G. MURPHY<br>T. DOOLEY |
|---|---|---|---|

MILPERA CHOLEE REGIONAL

RECORDING

| DATE | LINE | STATIONS | No. OF STNS. | SURF. COVER KM. | PROFILES (VP's) | DATA QUALITY | HOURS REC'D. | HOURS TRAVEL | TOTAL CHARGE | STAND BY / DOWN | OPERATIONAL FACTORS AFFECTING PRODUCTION |
|---|---|---|---|---|---|---|---|---|---|---|---|
| 1 | | | | | | | | | | | |
| 2 | | | | | | | | | | | |
| 3 | | | | | | | | | | | |
| 4 | | | | | | | | | | | |
| 5 | | | | | | | | | | | |
| 6 | | | | | | | | | 0·00 | | TESTING OF CABLES, GEOPHONES |
| 7 | | | | | | | | | 0·00 | | RECORDER TESTS |
| 8 | SHT | 200/201 | 0 | 0·00 | 0 | GOOD | 4·50 | 0·50 | 5·00 | 4·00 | EXPERIMENTALS 4·5 HRS<br>VIBRATOR . RECORDER TO TERMINAL |
| 9 | SHT | 200/201 - 608/609 | 408 | 15·300 | 103 | GOOD | 11·00 | 0·75 | 11·75 | | |
| 10 | SHS | 480/479 - 200/199 | 280 | 10·500 | 71 | FAIR/GOOD | 9·50 | 0·50 | 10·00 | 0·50 | H.W. SIMILARITIES |
| 11 | SHQ | 498/7 - 200/199<br>200/1 - 340/1 | 298<br>140 | 11·175<br>5·250 | 76<br>36 | FAIR | 11·00 | 0·75 | 11·75 | | |
| 12 | SJR<br>SHM<br>SHN | 344/5 - 428/4<br>200/1 - 440/1<br>432/1 - 348/5 | 88<br>249<br>76 | 3·300<br>9·000<br>2·850 | 22<br>61<br>20 | FAIR | 10·25 | 0·75 | 11·00 | | |
| 13 | SHN<br>SHP | 392/1 - 200/199<br>200/1 - 412/3 | 196<br>212 | 7·350<br>7·950 | 49<br>54 | GOOD | 10·00 | 0·75 | 10·75 | | |
| 14 | SHP<br>SHW<br>SHR | 446/7 - 480/1<br>372/1 - 200/199<br>200/1 - 340/1 | 68<br>172<br>148 | 2·550<br>6·450<br>5·250 | 17<br>44<br>34 | GOOD | 11·75 | 0·75 | 12·50 | | |
| 15 | SHR | 344/5 - 634/5 | 294 | 11·025 | 74 | GOOD | 10·00 | 0·50 | 10·50 | 0·50 | FINISH MUTEROO - SPENCER<br>JUMPER CABLES |
| 16 | SJA<br>SHX | 200/1 - 376/7<br>1192/1 - 1152/1 | 176<br>40 | 6·600<br>1·500 | 45<br>11 | GOOD | 7·75 | 1·00 | 8·75 | 1·50 | RECORDER USED TO DEMULTIPLEX M-S ARE<br>H.W. SIMILARITIES, REMOTE VEST TEST |
| 17 | SHX | 1148/7 - 800/799 | 352 | 13·200 | 88 | GOOD | 9·00 | 1·25 | 10·25 | | |
| 18 | SHX | 796/5 - 476/5 | 324 | 12·150 | 81 | GOOD | 9·00 | 1·75 | 10·75 | 0·25 | BROKEN TRANSFER CASE ON RECORDER |
| 19 | SHX | 472/1 - 200/199 | 276 | 10·350 | 69 | GOOD | 8·50 | 1·75 | 10·25 | 0·5<br>1·25 | TROUBLE SHOOTING OR CABLE<br>TOWING RECORDER |
| 20 | SHZ | 200/1 - 512/3 | 312 | 11·700 | 79 | GOOD | 9·25 | 1·50 | 10·75 | 0·25 | TOWING RECORDER |
| 21 | SHZ<br>SJB<br>SHY | 516/7 - 592/3<br>200/1 - 392/3<br>200/1 - 388/4 | 80<br>132<br>148 | 3·000<br>4·950<br>6·300 | 20<br>34<br>43 | GOOD | 10·25 | 1·00 | 11·25 | 0·25 | VIBE #1 BAD CONNECTION ON FUSE HOLDER |
| 22 | SJC<br>SJG | 312/1 - 200/199<br>200/1 - 312/3 | 112<br>112 | 4·200<br>4·200 | 29<br>29 | GOOD | 10·25 | 0·50 | 10·75 | | EXPERIMENTALS ON SHY |
| 23 | SJE<br>SJF<br>SJD | 200/1 - 324/5<br>312/1 - 200/199<br>324/3 - 200/199 | 124<br>112<br>124 | 4·650<br>4·200<br>4·650 | 32<br>29<br>32 | GOOD | 11·25 | 0·50 | 11·75 | | FINISH OF BOXWOOD - PANDO |
| 24 | SJH | 1648/7 - 1442/1 | 206 | 5·150 | 104 | GOOD | 9·50 | 2·50 | 12·00 | | 25m STN INT<br>CHANGE OF PARAMETERS - 2400% COVER |
| 25 | SJH | 1440/39 - 1122/1 | 320 | 8·000 | 160 | FAIR/GOOD | 9·00 | 1·75 | 10·75 | | FOR SJH ONL |
| 26 | SJH | 1120/19 - 796/5 | 376 | 9·400 | 188 | FAIR/GOOD | 9·75 | 2·25 | 12·00 | | |
| 27 | SJH | 744/3 - 362/1 | 384 | 9·600 | 192 | FAIR/GOOD | 8·00 | 1·75 | 9·75 | | |
| 28 | SJH<br>SJJ | 360/59 - 200/199<br>200/1 - 436/7 | 162<br>236 | 4·050<br>8·850 | 81<br>119 | FAIR/GOOD | 9·25 | 1·50 | 10·75 | | |
| 29 | SJJ | 440/1 - 796/7 | 360 | 13·500 | 90 | FAIR | 10·25 | 1·50 | 11·75 | | |
| 30 | SJJ<br>SJK | 800/1 - 1100/1<br>200/1 - 296/7 | 304<br>96 | 11·400<br>3·600 | 76<br>25 | FAIR/GOOD | 8·50 | 3·00 | 11·50 | | |
| 31 | | | | | | | | | | | |
| TOTAL | | | 7500 | 263·15 | 2319 | | 217·5 | 28·75 | 246·25 | 9·00 | |

KILOMETRES / WORK HOUR 1·21 Km/hr

KILOMETRES / CHARGE HOUR 1·07 Km/hr

COMPILED BY: TIM SENNETT

BOXP-1388 RV-24

# DELHI PETROLEUM PTY. LTD.

SURVEY: Hogarth - Mur, NM

| MAY 1984 | SEISMIC SURVEY MONTHLY REPORT | BLOCK MURTA<br>NAPPACOONGIE-MURTEREE PROSPECT MILPERA-CHIDLEA<br>MURTEREE FLANK | CONTRACTOR: SDU<br>PARTY No.: 5<br>PARTY B. Callaghan.<br>CHIEF: G Murphy.<br>T. Dooley. |
|---|---|---|---|

## COMMENTS

Briefly indicate - The operations and changes in technique
The difficulties and problems encountered
The results obtained and their quality
All remarkable dates

## PARAMETERS

1/5/84 - 8/5/84

Record Length 12s.+4s. listen. Sample Rate 4 ms.....

Filters 8Hz Low cut, Slope 18 dB/Oct
90 Hz High cut, Slope 70dB/Oct Recording Channels ...96+5 aux. channels.

Spread Geometry .....1818·75 -56·25 -0- 56·25 -1818·75 m
(#1 #48 #49 #96)

Geophones and Array GSC 20D. (10 Hz), 12 in line, 3·4 m spacing, Centred on station.

Station Interval ...37·5 m.... Source Interval 150 m.....

Coverage ...1200% ...

Source VIBROSEIS

Source Location Between stations

Vibrator Geometry, Move Up 3 Vibrators in line, 2·88 m move up, 11·54 pad to pad.

Sweeps and Frequency ..8 Sweeps, 12-85 Hz, Log Upsweep.

Amplitude Linear Taper 25 %; cosine taper 0·25 s.

Drive Level ...30% - 75% Full Drive at 64 Hz.

## REMARKS & DIAGRAMS

SOURCE ARRAY

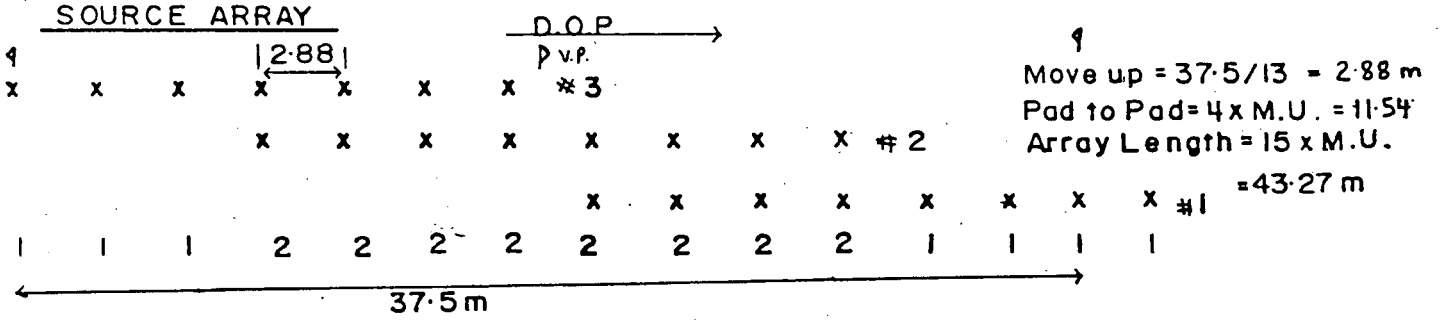


Move up = 37·5/13 = 2·88 m
Pad to Pad = 4 x M.U. = 11·54
Array Length = 15 x M.U.
= 43·27 m

RECEIVER ARRAY

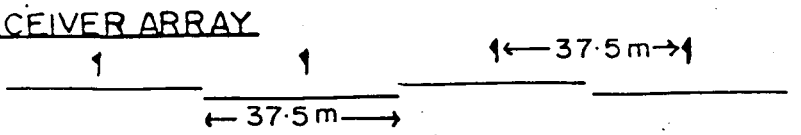


SPREAD GEOMETRY

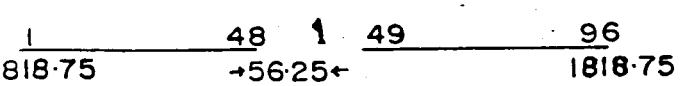


DATA QUALITY GOOD

# DELHI PETROLEUM PTY. LTD.

SURVEY: Hogarth NM, King-NM

| MAY 1984 | SEISMIC SURVEY MONTHLY REPORT | BLOCK NAPPACOONGIE-MURTEREE PROSPECT MUTEROO PLANK GILES MOO, COOLOON | CONTRACTOR: SDU PARTY No. 5 PARTY CHIEF: B. Callaghan G. Murphy T. Dooley. |
|---|---|---|---|

COMMENTS

Briefly indicate - The operations and changes in technique
The difficulties and problems encountered
The results obtained and their quality
All remarkable dates

16/5/84 - 31/5/84

## PARAMETERS

Record Length 12s.+.4s...listen. Sample Rate .4 ms.....

Filters 8Hz Low cut, Slope 18 dB/Oct
90 Hz High cut, Slope 72 dB/Oct Recording Channels ...96+5 aux. channels.

Spread Geometry .....1818·75 -56·25 -0- 56·25 -1818·75
*1 *48 *49 *96

Geophones and Array .GSC.20D. (10 Hz), 12 in line, 3·4 m spacing, Centred on station.

Station Interval ...37·5 m.... Source Interval ...150 m. ...

Coverage .1200% ...

Source .VIBROSEIS

Source Location .Between..stations

Vibrator Geometry, Move Up .3..Vibrators in line, 5·4m move up, 10·7 pad to pad.

Sweeps and Frequency ..8 Sweeps, 12-85 Hz, Log Upsweep.

Amplitude Linear Taper 25%; cosine taper 0·25 s.

Drive Level ...30% - 75% Full Drive at 64 Hz.

## REMARKS & DIAGRAMS

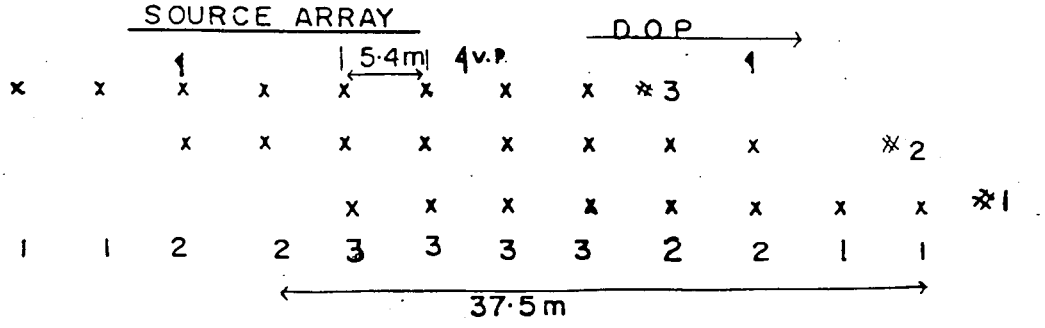


Move up = 37·5/7 = 5·36
Pad to Pad = 2 x M.U. = 10·71
Array Length = 11 x M.U.
= 58·93

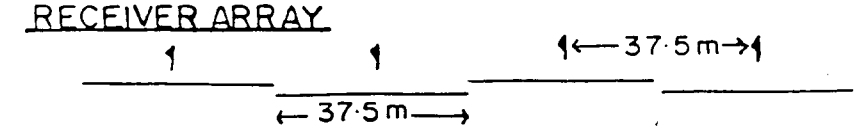


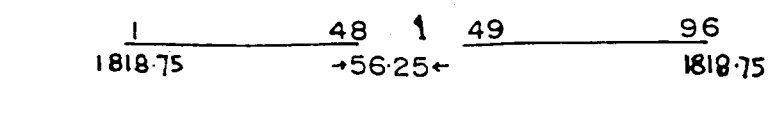


DATA QUALITY GOOD

# DELHI PETROLEUM PTY. LTD.

SURVEY: Hogarth - Mur, Hogarth NM

**MAY 1984**

## SEISMIC SURVEY MONTHLY REPORT

BLOCK: MURTA
NAPPACOONGIE - MURTEREE
PROSPECT MILDERA - CHIDLEE
MURTEREE FLANK, GILES - MOO,
COOLOON

CONTRACTOR: S.D.U.
PARTY No.: 5.
PARTY CHIEF: B. Callaghan. G. Murphy. T. Dooley.

RECORDING

| DATE | LINE | STATIONS | No. OF STNS. | SURF. COVER KM. | PROFILES (VP's) | DATA QUALITY | HOURS REC'D. | HOURS TRAVEL | TOTAL CHARGE | STAND BY DOWN | OPERATIONAL FACTORS AFFECTING PRODUCTION |
|---|---|---|---|---|---|---|---|---|---|---|---|
| 1 | SJK<br>SJL | 300/301 - 626/637<br>200/201 - 244/245 | 340<br>44 | 12.75<br>1.65 | 86<br>12 | Fair - Good | 10.5 | 1.5 | 12.0 | 0.25 | LINE CHANGE MID SJK IN ORDER TO SHOOT SJL THEN CONTINUE SJK |
| 2 | SJL<br>SJK | 248/249 - 300/301<br>640/641 - 732/733 | 256<br>96 | 9.60<br>3.60 | 64<br>24 | Fair - Good<br>Good | 9.75 | 1.5 | 11.25 | 0.25 | DOWN TIME DUE TO MEMORY PARITY ERROR. |
| 3 | SJK | 736/737 1116/1117 | 384 | 14.40 | 96 | FAIR - GOOD | 9.5 | 1.0 | 10.5 | 1.5 | DOWN 1.50 hr WITH RECORDING CONTROL UNIT |
| 4 | SJK<br>SJM | 1120/1121 - 1192/1193<br>200/201 - 532/533 | 76<br>332 | 2.85<br>12.45 | 19<br>84 | GOOD | 11.0 | 1.0 | 12.0 | | REPLACEMENT SHOTS CROSSING PIPELINE ON SJM (SP. 484) |
| 5 | SJM<br>SJN | 536/7 - 856/7<br>504/5 - 364/5 | 324<br>140 | 12.15<br>5.25 | 81<br>36 | FAIR - GOOD | 10.75 | 1.0 | 11.75 | | |
| 6 | SJN<br>SJP | 360/359 - 200/199<br>200/201 - 492/493 | 164<br>292 | 6.15<br>10.95 | 41<br>74 | GOOD | 12.0 | 0.5 | 12.5 | | END OF MILPERRA - CHIDLEE PROSPECT. |
| 7 | STM | 428/427 - 200/199 | 228 | 8.55 | 58 | Good | 9.75 | 0.5 | 10.25 | 0.25 | START OF NAPPACOONGIE - MURTEREE. |
| 8 | STL<br>STJ | 440/439 - 200/199<br>484/483 - 292/291 | 240<br>192 | 9.00<br>7.20 | 61<br>49 | FAIR - GOOD | 10.5 | 1.0 | 11.5 | | |
| 9 | STJ<br>STK | 288/287 - 200/199<br>434/433 - 436/435 | 92<br>28 | 3.45<br>1.05 | 23<br>29 | Good | 10.5 | 1.0 | 11.5 | | LINE STK RECORDED AT 4800% 2 ms SAMPLING. 4.25 hr EXPERIMENTALS - TESTING DIFFERENT SOURCE PATTERNS. |
| 10 | STK | 455/454 - 342/341 | 114 | 4.275 | 114 | Good | 10.75 | 1.0 | 11.75 | | RECORDING AT 4800%; 2 ms SAMPLING. |
| 11 | STK | 341/340 - 243/242 | 99 | 3.7125 | 99 | Good | 10.25 | 1.0 | 11.25 | 1.00 | RECORDING AT 4800%, 2ms SAMPLING VIB. PROBLEM, SEG B TRANSPORT PROBLEM |
| 12 | STK (1)<br>STK (2) | 242/241 - 200/199<br>626/625 - 588/587 | 43<br>38 | 1.6125<br>0.9500 | 43<br>38 | Good<br>Good | 8.75 | 1.0 | 9.75 | 1.50 | STK (1) EXP. 4800%, 37.5m STNS, 2ms SAMPLING<br>STK (2) EXP 4800% 25.0m STNS, 2ms SAMPLING |
| 13 | STK | 587/586 - 457/456 | 131 | 3.275 | 131 | GOOD | 11.25 | 1.0 | 12.25 | | EXPERIMENTAL, 4800%, 25.0 m STN INTERVAL 2ms SAMPLING |
| 14 | STK | 456/455 - 327/326 | 130 | 3.250 | 130 | GOOD | 11.25 | 1.0 | 12.25 | | EXPERIMENTAL A/A |
| 15 | STK | 326/325 - 200/199 | 127 | 3.175 | 127 | GOOD | 11.00 | 1.25 | 12.25 | 0.50 | END OF EXPERIMENTAL LINE 84-STK SEG B TRANSPORT PROBLEM |
| 16 | STH | 200/201 - 520/521 | 320 | 12.000 | 81 | FAIR - GOOD | 10.50 | 1.00 | 11.50 | | |
| 17 | STG<br>STF | 356/355 - 200/199<br>632/631 - 256/255 | 156<br>376 | 5.850<br>14.100 | 40<br>95 | FAIR/GOOD<br>GOOD | 12.00 | 0.75 | 12.75 | | |
| 18 | STF<br>STD<br>STC | 252/251 - 200/199<br>200/209 - 320/321<br>200/201 - 436/437 | 56<br>120<br>236 | 2.100<br>4.500<br>8.850 | 14<br>31<br>60 | FAIR/GOOD<br>GOOD<br>GOOD | 11.00 | 0.75 | 11.75 | | |
| 19 | STC<br>STE<br>STB | 440/441 - 572/573<br>321/311 - 200/199<br>536/537 - 304/303 | 136<br>112<br>236 | 5.100<br>4.200<br>8.350 | 34<br>29<br>60 | GOOD<br>FAIR/GOOD<br>GOOD | 11.00 | 0.75 | 11.75 | | |
| 20 | STB<br>STA<br>SSR | 300/299 - 200/199<br>200/201 - 568/569<br>616/615 - 620/619 | 104<br>368<br>76 | 3.900<br>13.800<br>2.850 | 26<br>92<br>20 | GOOD<br>FAIR/GOOD<br>FAIR/GOOD | 11.50 | 0.75 | 12.25 | | |
| 21 | SSR<br>SSS | 616/615 - 200/199<br>200/201 - 248/249 | 420<br>48 | 15.750<br>1.800 | 105<br>13 | FAIR/GOOD<br>FAIR/GOOD | 11.00 | 0.75 | 11.75 | 0.25 | FLAT TYRE ON VIBRATOR |
| 22 | SSS | 252/253 - 724/725 | 476 | 17.850 | 119 | FAIR/GOOD | 10.75 | 0.75 | 11.50 | | |
| 23 | SSS | 728/729 - 1180/1181 | 456 | 17.100 | 114 | FAIR/GOOD | 11.25 | 0.50 | 11.75 | | |
| 24 | SSW<br>SSX | 200/201 - 476/477<br>444/443 - 264/263 | 276<br>180 | 10.350<br>6.750 | 70<br>46 | FAIR/GOOD<br>GOOD | 11.50 | 0.50 | 12.00 | | |
| 25 | SSX<br>SSY<br>SSZ | 260/259 - 200/199<br>200/201 - 412/413<br>236/235 - 236/235 | 64<br>212<br>180 | 2.400<br>7.950<br>6.750 | 16<br>54<br>46 | GOOD<br>GOOD<br>GOOD | 11.25 | 0.50 | 11.75 | 0.25 | VIBRATOR PROBLEM |
| 26 | SS2<br>SST | 232/231 - 200/199<br>200/201 - 480/481 | 36<br>280 | 1.350<br>10.500 | 9<br>71 | FAIR/GOOD<br>FAIR/GOOD | 11.75 | 1.25 | 13.00 | | LONG LINE MOVE (4.5 HRS) TO LINES NEAR MOOMBA |
| 27 | SHA | 200/201 - 368/369 | 168 | 6.300 | 43 | FAIR/GOOD | 9.75 | 2.25 | 12.00 | 0.25 | LONG TRAVEL TIME TO MOOMBA. SLOW PROGRESS DUE TO DETOURS AND PIPELINES |
| 28 | SHA<br>SGZ | 372/373 - 568/569<br>504/503 - 328/327 | 200<br>176 | 7.500<br>6.600 | 50<br>45 | GOOD<br>FAIR/GOOD | 11.00 | 1.75 | 12.75 | | SLOWER PROGRESS DUE TO DETOURS FOR FENCES ON NEAR MOOMBA AREA |
| 29 | SGZ | 324/323 - 200/199 | 128 | 4.800 | 32 | FAIR/GOOD | 7.50 | 1.75 | 9.25 | 3.00 | A/D CARD MALFUNCTION - REPLACED BY WEATHERM TRUCK VAN. FINISH OF GILES - MOO SURVEY |
| 30 | SSC<br>SSB<br>SSA | 200/201 - 384/385<br>360/359 - 200/199<br>200/201 - 256/257 | 184<br>160<br>56 | 6.900<br>6.000<br>2.100 | 47<br>41<br>15 | FAIR/GOOD<br>FAIR/GOOD<br>FAIR/GOOD | 10.75 | 1.50 | 12.25 | | |
| 31 | SSA<br>SRZ<br>SSE | 260/261 - 336/337<br>308/307 - 200/199<br>208/209 - 404/405 | 80<br>108<br>244 | 3.000<br>4.050<br>9.150 | 20<br>28<br>62 | FAIR/GOOD<br>FAIR/GOOD<br>FAIR/GOOD | 11.00 | 1.50 | 4.00<br>12.50 | | 4.0 HRS MONTHLY TEST - CHARGEABLE |
| TOTAL | | | 10,338 | 382.35 | 3147 | | 331 | 32.25 | 367.25 | 9.0 | |

KILOMETRES / WORK HOUR 1.155 km/hr

KILOMETRES / CHARGE HOUR 1.041 km/hr

COMPILED BY: Tim SENNETT

# Line Clearing Statistics

# DELHI PETROLEUM PTY. LTD.

| 1984 | SEISMIC SURVEY MONTHLY REPORT | BLOCK a) MURTA b) MOOMBA<br>PROSPECT a) ARGOONA, KUMBARRIE b) M'CLEOD | CONTRACTOR : SSL<br>PARTY No. : 2 / 327<br>PARTY CHIEF : K.C. FILER |
|---|---|---|---|

| DATE | LINE CLEARANCE | | | | | | | | | | REMARKS |
|---|---|---|---|---|---|---|---|---|---|---|---|
| | DELHI CAT D 6D | | | Ex. GSI CAT D 8K | | | CAT | | | DOZER LEAD KM. | |
| | LINES | KMS | HOURS | LINES | KMS | HOURS | LINES | KMS | HOURS | | |
| 1 | | | | S | | F | | | | | D6 FLOATED HERRIMELIA → ARGOONA |
| 2 | SFL | 2.0 | 8:30 | T | | L | | | | | D6 CUTTING AND CLEANING |
| 3 | SFL<br>SFM | - | 10:00 | R | A | Y | | | | | D6 CLEANING LINES |
| 4 | SFM | 0.5 | 9:00 | A | T | C | | | | | D6 CLEANING LINES |
| 5 | SFM | 1.5 | 9:30 | N | | A | | | | | D6 CUTTING EXTENSION AND CLEANING |
| 6 | SFM<br>SFH | - | 9:30 | D | | M | | | | | D6 CLEANING LINES |
| 7 | SFH | | 11:00 | É<br>D | | P | | | | | D6 CLEANING LINES |
| 8 | | | | - | - | 4:30 | | | | | D8 WALK SFT → FLY CAMP |
| 9 | | | | - | - | 10:00 | | | | | D8 CUTTING EXIT ROUTE FOR FLYCAMP |
| 10 | | | | - | - | 5:00 | | | | | FLOAT D6 → MOOMBA<br>D8 WALK TO FLOAT, FLOATED → MOOMBA |
| 11 | | | | | | | | | | | |
| 12 | | | | | | | | | | | |
| 13 | | | | | | | | | | | |
| 14 | | | | | | | | | | | |
| 15 | | | | | | | | | | | |
| 16 | | | | | | | | | | | D8 FLOATED TO DULLINGAREE |
| 17 | | | | - | - | 9:00 | | | | | D6 FLOATED MOOMBA → KUMBARRIE<br>D8 WALKING TO M'CLEOD |
| 18 | SDZ | - | 6:0 | SHQ | 2.0 | 7:00 | | | | | D6 CLEANING LINES |
| 19 | SDZ | - | 10:30 | SHK | 9.5 | 18:30 | | | | | D6 CLEANING LINES |
| 20 | SDZ | - | 11:00 | SHL<br>SHK | 1.0<br>5.0 | 9:30 | | | | | D6 CLEANING LINES |
| 21 | | | | SHL | 6.0 | 7:00 | | | | | D6 FLOATED TO MOOMBA |
| 22 | | | | - | - | - | | | | | D8 DOWN |
| 23 | | | | SHL<br>SHG | 8.5<br>3.0 | 9:30 | | | | | |
| 24 | | | | SHG<br>SHH<br>SHJ | 1.0<br>6.0 | 11:30 | | | | | |
| 25 | | | | SHC<br>SHB | 6.0<br>5.0 | 12:00 | | | | | |
| 26 | | | | SHB<br>SHF<br>SHD | 3.025<br>6.675<br>5.025 | 11:00 | | | | | |
| 27 | | | | SHE | 6.675 | 5:00 | | | | | D8 FINISH WORK, FLOAT → MOOMBA |
| 28 | | | | | | | | | | | ARRIVE MOOMBA |
| 29 | | | | | | | | | | | |
| 30 | | | | | | | | | | | |
| 31 | | | | | | | | | | | |
| TOTAL | | 4.0 | 85:00 | | 74.40 | 92:00 | | | | | |

TOTAL CLEARED / TOTAL HOURS .....

COMPILED BY : .....K.C. FILER.....
POSITION : PARTY CHIEF

# DELHI PETROLEUM PTY. LTD.

1984

## SEISMIC SURVEY MONTHLY REPORT

BLOCK a) MURTA
b) MOOMBA
PROSPECT c) BTR - PATCH. CTL
a) ARCOONA, KUMBARRIE
b) McCLEOD c) BTR - PATCH. CTL

CONTRACTOR: S.S.L.
PARTY No: 2 / 327
PARTY CHIEF: K. C. FILER

| DATE | LINE CLEARANCE | | | | | | | | | DOZER LEAD KM. | REMARKS |
|---|---|---|---|---|---|---|---|---|---|---|---|
| | S.S.L. CAT D8K | | | CAT D7G | | | CAT 12E GRADER | | | | |
| | LINES | KMS | HOURS | LINES | KMS | HOURS | HRS-WORK | HRS WALK | HOURS TOTAL | | |
| 1 | | | | | | | S | | F | | |
| 2 | | | | | | | T | | L | | |
| 3 | | | | | | | R | A | Y | | |
| 4 | | | | | | | A | T | C | | |
| 5 | | | | | | | N | | A | | |
| 6 | | | | | | | D | | M | | |
| 7 | | | | | | | E D | | P | | |
| 8 | | | | | | | 3:30 | | 3:30 | | GRADER WALK TO FLY CAMP |
| 9 | | | | | | | 5:00 | | 5:00 | | GRADER GRADING EXIT TRACK FOR FLY CAMP |
| 10 | SJQ | — | 6:30 | | | | | 8:00 | 8:00 | | D8 FLOATED MOOMBA - ARCOONA |
| 11 | SJQ | 6·0 | 9:30 | | | | | | | | |
| 12 | SJQ | 4·0 | 9:00 | | | | | | | | |
| 13 | SFK | — | 10:00 | | | | | | | | GRADER FLOATED ED MOOMBA<br>D8 CLEANING SFK<br>D7 FLOATED MOOMBA - HOGARTH |
| 14 | SJQ | 3·0 | 11:30 | — | — | 5:30 | 3:30 | 2:00 | 5:30 | | GRADER GRADING ROAD TO KALADEINA BORE<br>D8 BUILDING RAMP OVER PIPELINE<br>D7 CUTTING ROAD TO KALADEINA BORE |
| 15 | — | — | 0:30 | — | — | 11:00 | 11:00 | | 11:00 | | GRADING ROAD<br>D8 WALK TO ROAD / REPAIRS<br>D7 CUTTING ROAD / TOWING CARAVANS |
| 16 | | | | SGB | 7·0 | 11:00 | 12:00 | | 12:00 | | GRADING ROAD<br>D8 FLOAT TO HOGARTH |
| 17 | | | | SGB | 8·0 | 12:00 | 9:00 | | 1:00 | | GRADING (ROAD)<br>D8 ARRIVE MIRRA MITTA BORE |
| 18 | — | — | — | SGB | 4·0 | 10:30 | 7:00 | | 7:00 | | GRADING AIRSTRIP |
| 19 | SGB | — | 9:30 | SGB | 1·0 | 8:30 | 12:00 | | 12:00 | | GRADING AIRSTRIP |
| 20 | SGB | 5 | 10:30 | SGB | — | 6:30 | 11:30 | | 11:30 | | GRADING ROAD<br>D7 DOWN |
| 21 | SGB | 6 | 10:30 | — | — | — | 3:00 | | 3:00 | | GRADING AIRSTRIP<br>D7 BOGGED |
| 22 | SGB | 4 | 9:00 | — | — | — | 10:00 | 1:30 | 11:30 | | GRADING LINE<br>D7 BOGGED |
| 23 | SGB | 3:50 | 8:30 | SGB | — | 7:00 | 9:00 | | 9:00 | | GRADING NEW AIRSTRIP<br>D7 WORKING WITH D8 |
| 24 | SGB | 6·5 | 10:00 | SGB | — | 10:00 | 9:00 | 1:00 | 10:00 | | GRADING NEW AIRSTRIP<br>D7 WORKING WITH D8 |
| 25 | SFT | 4·0 | 9:30 | SGT | 3·0 | 9:30 | — | 8:00 | 8:00 | | WALKING TO ACCESS ROAD |
| 26 | SFT | 7·0 | 9:30 | SFT | 4·0 | 9:30 | 8:30 | | 8:30 | | GRADING ACCESS ROAD |
| 27 | SFT | 3·0 | 8:30 | SFT | 3·0 | 8:30 | 9:00 | | 9:00 | | GRADING ACCESS ROAD |
| 28 | SFT | 2·0 | 8:30 | SFT | 2·0 | 8:30 | 7:30 | | 7:30 | | GRADING ACCESS ROAD |
| 29 | SFT | 3·0 | 7:00 | SFT | 4·0 | 9:00 | 5:30 | 2:30 | 7:30 | | GRADING ACCESS ROAD |
| 30 | | | | | | | | | | | |
| 31 | | | | | | | | | | | |
| TOTAL | | 57·0 | 148:00 | | 36·0 | 127:00 | 136:00 | 23:00 | 150:30 | 132·325 | |

TOTAL CLEARED / TOTAL HOURS ...0·3792... km/Hr.

# DELHI PETROLEUM PTY. LTD.

SURVEY HOGARTH-MUR

APRIL 1984

## SEISMIC SURVEY MONTHLY REPORT

BLOCK MURTA

PROSPECT MUTEROO - SPENCER BOXWOOD - PANDO WARRA REGIONAL

CONTRACTOR: S.D.V.
PARTY No: 5
PARTY CHIEF: B. CALLAGHAN G. MURPHY T. DOOLEY

LINE CLEARANCE MILPERA - CHIOLEE NAPPACOONGIE - MURTEREE

| DATE | UNIT 1 CAT D-7 | | | UNIT 2 CAT D-7 | | | CAT 12E GRADER | | | DOZER LEAD KM. | REMARKS |
|---|---|---|---|---|---|---|---|---|---|---|---|
| | LINES | KMS | HOURS | LINES | KMS | HOURS | LINES | KMS | HOURS | | |
| 1 | SHM<br>SHW | 3.8<br>3.6 | 11.00 | | | | SHQ<br>SJR<br>SHM | 4.0<br>5.5<br>5.0 | 10.50 | | |
| 2 | SHW<br>SHP | 2.9<br>3.5 | 11.00 | | | | SHM<br>SHN | 4.0<br>6.5 | 10.00 | | |
| 3 | SHP | 7.0 | 10.50 | | | | SHP<br>SHT | 3.5<br>7.0 | 9.50 | | |
| 4 | SHN | 5.0 | 10.50 | | | | SHP<br>SHN | | 7.00 | | |
| 5 | SHN<br>SHS | 5.5<br>0.5 | 11.00 | | | | SHN | | 11.00 | | DOZER 1 - WALKED BACK TO TAKE OFF |
| 6 | SHS | 7.8 | 10.50 | | | | SHS<br>SHN | 4.0 | 8.00 | | |
| 7 | SHS<br>SHR | 2.7<br>4.4 | 11.00 | | | | SHS | 6.5 | 9.50 | | DOZER 1 - WALKED TO START SHR |
| 8 | SHR | 7.0 | 11.00 | | | | | | 6.00 | | GRADED SINGLE CUT 13.5 Km ON ACCESS TO BOXWOOD - PANDO. MAINTENANCE |
| 9 | SHR | 4.9 | 11.00 | | | | | | 10.50 | | DOZER 1 - STARTED WALKING TO BOXWOOD - PANDO<br>GRADED ACCESS - 28 Km |
| 10 | SJA | 3.2 | 10.50 | | | | SHR | 11.0 | 9.00 | | DOZER 1 - WALKED TO START SJA - 7.0 HRS |
| 11 | SJA<br>SHX | 3.2<br>2.2 | 10.00 | | | | SHR | 5.0 | 10.00 | | DOZER 1 - WALKED 6.6 KM. GRADER WALK TO PANDO. STARTED ACCESS TO DARALWGIE |
| 12 | SHX | 6.7 | 10.00 | | | | SHX<br>SJA | | 9.50 | | GRADER FINISHED PANDO #2 ACCESS ROAD |
| 13 | SHX | 8.0 | 10.00 | — | 0.0 | 10.00 | SHX | 7.0 | 7.00 | | DOZER 2 - CUT 7.7 Km ACCESS |
| 14 | SHX | 5.0 | 10.00 | SJE | 4.65 | 10.00 | SHX | | 9.50 | | DOZER 2 - WALKED 5 Km<br>GRADED ACCESS TO BOXWOOD - 6 HRS. |
| 15 | SHX | 7.0 | 9.00 | SJF<br>SJG | 4.20<br>0.70 | 10.00 | SHX | | 10.00 | | |
| 16 | SHX | 4.6 | 6.00 | SJG<br>SJC | 3.5<br>3.0 | 11.00 | SHX | 14.0 | 10.50 | | DOZER 1 - DOWN DUE TO MECHANICAL FAILURE |
| 17 | — | 0.0 | 0.00 | SJC<br>SJD | 1.2<br>4.6 | 11.00 | SHX | 15.0 | 8.00 | | DOZER 1 - DOWN DUE TO MECHANICAL FAILURE<br>GRADER DOWN 3 HRS FLAT TYRE |
| 18 | SHX | 3.75 | 9.00 | SJH | 5.0 | 11.00 | SHX | 12.0 | 11.00 | | DOZER 1 - 5 HRS WALK. GRADER TOWED RECORDER 1 HR<br>DOZER 2 - WALKED 12 Km |
| 19 | SHY | 6.1 | 9.00 | SJH | 9.3 | 9.50 | SH2 | 10.0 | 8.50 | | DOZER 1 - 3.25 HRS WALK<br>GRADER - DOWN 1 HR. WALK 1.5 |
| 20 | SHY | 0.4 | 8.00 | SJH | 12.0 | 9.50 | SH2<br>SJB<br>SHY | 19.3 | 12.00 | | GRADER - DOWN 0.5 HR, WALK 1 HR<br>DOZER 1 - 4 HRS WALK, 2.5 HRS FLOAT |
| 21 | SJK | 3.5 | 5.00 | SJH | 8.6 | 9.50 | SHY<br>SJE | 10.0 | 7.00 | | DOZER 1 - 2 HRS WALK, 1.0 HR FLOAT |
| 22 | SJK | 5.5 | 7.00 | — | 0.0 | 10.50 | | | 10.50 | | DOZER 2 CUT 12 Kms ON ACCESS. 0.25 HRS |
| 23 | SJK | 2.0 | 6.00 | SJJ | 3.9 | 9.50 | | | 11.00 | | DOZER 2 1.0 HR WALK. CUT 5.3 Kms ON ACCESS |
| 24 | SJK | 9.5 | 10.50 | SJJ | 8.0 | 10.50 | | | 0.50 | | GRADER - DOWN 9.5 HRS<br>DOZER 2 - WALK 1.0 HR |
| 25 | SJK | 9.3 | 10.00 | SJJ | 10.0 | 10.50 | SJH | | 9.00 | | |
| 26 | SJK | 7.5 | 9.50 | SJJ | 10.2 | 10.50 | | | 9.50 | | GRADER - CUT 10.4 Km ACCESS SJH - SJJ |
| 27 | SJL | 2.0 | 5.50 | SJJ<br>SJL | 1.5<br>1.0 | 5.50 | | | 2.00 | | DOZER 1 - WALK 3.0 HRS<br>DOZER 2 - WALK 3.0 HRS |
| 28 | SJL | 5.5 | 9.50 | SJL | 2.9 | 8.50 | SJJ<br>SJK | | 9.00 | | DOZER 1 - WALK 2.5 HRS GRADER - 2.0 HRS DOWN<br>DOZER 2 - WALK 5.0 HRS |
| 29 | — | 0.0 | 3.00 | — | 0.0 | 1.50 | SJK | | 10.50 | | DOZER 2 - WALK 1.5 HRS<br>DOZER 1 - WALK 3.0 HRS, SERVICE 5.5 HRS |
| 30 | STF | 9.6 | 9.00 | SSS | 5.1 | 6.50 | SJK<br>SJM | | 10.50 | | DOZER 1 - WALK 0.5 HR, FLOAT 1.5 HRS<br>DOZER 2 - FLOAT 2.0 HRS, NEW PROSPECT |
| 31 | | | | | | | | | | | |
| TOTAL | | 163.15 | 264 | | 99.35 | 165.00 | | | 266.50 | 106.20 | |

82XP-1382 RV-24

TOTAL CLEARED / TOTAL HOURS 0.572 Km/hr FOR UNITS 1,2,3,4

COMPILED BY: TIM SENNETT
POSITION: SEISMOLOGIST

# DELHI PETROLEUM PTY. LTD.

SURVEY HOGARTH-MUR

APRIL 1984

## SEISMIC SURVEY MONTHLY REPORT

BLOCK MURTA

PROSPECT MUTEROO-SPENCER BOXWOOD-WARRA PANDO REGIONAL

CONTRACTOR: S.D.V.
PARTY No.: 5
PARTY CHIEF: B. CALLAGHAN, G. MURPHY, T. DOOLEY

LINE CLEARANCE

| DATE | UNIT 3 CAT D-8 | | | UNIT 4 CAT D FIAT | | | CAT | | | DOZER LEAD KM. | REMARKS |
|---|---|---|---|---|---|---|---|---|---|---|---|
| | LINES | KMS | HOURS | LINES | KMS | HOURS | LINES | KMS | HOURS | | |
| 1 | | | | | | | | | | | |
| 2 | | | | | | | | | | | |
| 3 | | | | | | | | | | | |
| 4 | | | | | | | | | | | |
| 5 | | | | | | | | | | | |
| 6 | | | | | | | | | | | |
| 7 | | | | | | | | | | | |
| 8 | | | | | | | | | | | |
| 9 | | | | | | | | | | | |
| 10 | | | | | | | | | | | |
| 11 | | | | | | | | | | | |
| 12 | | | | | | | | | | | |
| 13 | | | | | | | | | | | |
| 14 | | | | | | | | | | | |
| 15 | | | | | | | | | | | |
| 16 | — | 0.0 | 0.0 | SH2 | 4.7 | 8.0 | | | | | DOZER 3 - DOWN 10 HRS.<br>DOZER 4 - 3 HRS WALK |
| 17 | SHX | 0.0 | 3.0 | SH2 | 5.0 | 10.0 | | | | | DOZER 3 WORKS IN CONJUNCTION WITH UNIT 2 |
| 18 | SH2 | | 8.0 | SH2 | 6.2 | 11.0 | | | | | DOZER 3 - 4 HRS TRAVEL + SERVICE<br>DOZER 4 - 1 HR WALK |
| 19 | SJH | | 9.0 | SJB | 5.0 | 11.0 | | | | | DOZER 3 - 7 HRS WALK<br>DOZER 4 - 3 HRS WALK |
| 20 | SJH | | 10.0 | — | 0.0 | 4.0 | | | | | DOZER 3 - 3 HRS TRAVEL<br>DOZER 4 - 4 HRS WALK. WAITING TO FLOAT |
| 21 | SJH | | 5.0 | SJM | 2.4 | 4.5 | | | | | DOZER 3 - CUTTING BOWES |
| 22 | — | | 0.0 | — | 0.0 | 0.0 | | | | | DOZER 4 - MOVING CAMP<br>DOZER 3 DOWN - MECHANICAL PROBLEMS |
| 23 | — | | 0.0 | — | 0.0 | 0.0 | | | | | DOZER 4 - MOVING FUEL TRUCK<br>DOZER 3 DOWN |
| 24 | — | | 0.0 | SJM | 10.3 | 11.0 | | | | | DOZER 3 DOWN |
| 25 | — | | 0.0 | SJM | 6.0 | 10.0 | | | | | DOZER 4 - CUT AND BUILT RAMP OVER PIPE LINE. DOZER 3 DOWN |
| 26 | — | | 0.0 | SJM | 4.8 | 6.0 | | | | | DOZER 3 - DOWN |
| 27 | — | | 0.0 | SJP | 1.5 | 6.0 | | | | | DOZER 4 - 3.5 HRS WALK. RECUT 2Km OLD LINE DOZER 3 DOWN |
| 28 | — | | 0.0 | SJP | 7.5 | 11.5 | | | | | DOZER 4 - 2.0 HRS WALK. RECUT 4Km OLD LINE DOZER 3 DOWN |
| 29 | — | | 0.0 | SJN | 9.525 | 10.0 | | | | | DOZER 4 - 1.5 HRS WALK<br>DOZER 3 DOWN |
| 30 | — | | 0.0 | — | 0.0 | 2.0 | | | | | DOZER 4 - 2.0 WALK. DOWN FOR SERVICE |
| 31 | | | | | | | | | | | |
| TOTAL | | 0.0 | 35.0 | | 62.925 | 105.0 | | | | | |

TOTAL CLEARED / TOTAL HOURS .....

COMPILED BY: TIM SENNETT

# DELHI PETROLEUM PTY. LTD.

SURVEY: Hogarth Mur, Hogarth NM

| MAY 1984 | SEISMIC SURVEY MONTHLY REPORT | BLOCK: MURTA NAPPACOONGIE-MURTEREE PROSPECT MURTEREE FLANK, DELLA FLANK MILPERRA-CHIDLEE | CONTRACTOR: S D U PARTY No: 5 PARTY CHIEF: B. Callaghan. G. Murphy. |
|---|---|---|---|

LINE CLEARANCE — T. Dooley.

| DATE | CAT D | | | CAT D | | | 12E CAT-GRADER | | | DOZER LEAD KM. | REMARKS |
|---|---|---|---|---|---|---|---|---|---|---|---|
| | LINES | KMS | HOURS | LINES | KMS | HOURS | LINES | KMS | HOURS | | |
| 1 | | | | | | | SJN SJP | | 11.5 | | plus access road. WALK 1.5 HRS |
| 2 | | | | | | | SSS | | 10.5 | | plus camp access. WALK 1.0 HR |
| 3 | | | | | | | | | 10.5 | | |
| 4 | | | | | | | SSS SSR | | 11.0 | | |
| 5 | | | | | | | SSR STL STK | | 10.5 | | |
| 6 | | | | | | | | | 11.0 | | CUTTING ACCESS TO WATER HOLE, WALK 6.0 HRS |
| 7 | | | | | | | | | 0.0 | | GRADER WITH DRILLS. |
| 8 | | | | | | | | | 9.0 | | WALK 5.0 HRS |
| 9 | | | | | | | STW, STS STG | | 8.0 | | 3 hrs down due to grading line STJ - ALREADY RECORDED |
| 10 | | | | | | | STE STC | | 10.0 | | WALK 1.0 HR |
| 11 | | | | | | | STH, STG STB | | 11.0 | | WALK 1.0 HR |
| 12 | | | | | | | STB STA | | 3.0 | | GRADER - DOWN 8.0 HRS, WELDING CRACKED TURNTABLE |
| 13 | | | | | | | STA SGZ SSY | | 10.0 | | |
| 14 | | | | | | | SSY SSX SSW | | 11.0 | | |
| 15 | | | | | | | SST SSW STD | | 9.5 | | WALK 0.5, DOWN 0.5 HRS |
| 16 | | | | | | | SHA SGZ | | 11.0 | | WALK 2.0 HRS |
| 17 | | | | | | | SSD SHA | | 9.0 | | WALK 1.0 HR |
| 18 | | | | | | | | | 3.0 | | CAMP MOVE, GRADER DOWN 8.0. GRADED NEW CAMP SITE - 3.0 HRS., WALK 1.0 |
| 19 | | | | | | | SSE SRZ | | 8.0 | | WALK 1.0, DOWN 3.0 HRS |
| 20 | | | | | | | SSA SSB SSC | | 10.0 | | WALK 0.5 HRS |
| 21 | | | | | | | SRM, SRT SRN, SRG | | 9.5 | | |
| 22 | | | | | | | SRL, SRK SRJ, SRD | | 11.0 | | |
| 23 | | | | | | | SRJ, SRM SRR | | 10.5 | | WALK 0.5, DOWN 0.5 HR |
| 24 | | | | | | | SRH, SRX SRW | | 10.0 | | |
| 25 | | | | | | | SSR SRW | | 4.5 | | WALK 0.5 HR |
| 26 | | | | | | | SRG, SRF SRH | | 9.5 | | GRADER - WALK 0.5 HR |
| 27 | | | | | | | SRA, SRQ SRJ | | 9.0 | | GRADER - WALK 1.0 HR, DOWN 2.0 HRS |
| 28 | | | | | | | SRF SXC | | 10.5 | | WALK 0.5 HR |
| 29 | | | | | | | SXD SXC | | 10.5 | | WALK 0.5 HR |
| 30 | | | | | | | SXD SRR | | 10.0 | | WALK 1.0 HR |
| 31 | | | | | | | SGZ | | 9.5 | | WALK 0.5 HR |
| TOTAL | | | | | | | | | 281.5 | | |

TOTAL CLEARED / TOTAL HOURS .....

COMPILED BY: Tim Sennett

POSITION : Seismologist

# Drilling and Weathering Recording Statistics

# DELHI PETROLEUM PTY. LTD.

SURVEY HOGARTH - MUR

APRIL 1984

## SEISMIC SURVEY MONTHLY REPORT

BLOCK MURTA

PROSPECT MUTEROO-SPENCER

BOXWOOD-PANDO, WARRA REGIONAL

CONTRACTOR: S.D.U.

PARTY No.: 5

PARTY CHIEF: B. CALLAGHAN, G. MURPHY, T. DOOLEY

| DATE | DRILL RIG 1 LINE | UPHOLE | LINE | REF'N. | METRES | HOURS | REMARKS | WEATHERING RECORDING LINE | UPHOLE | LINE | REF'N. | DETAILS & REMARKS | EXPLOSIVE DETS. | BOOSTERS | ANZITE |
|---|---|---|---|---|---|---|---|---|---|---|---|---|---|---|---|
| 1 | SHT | 2 | | | 102 | 9.25 | | | | | | | 50 | 30 | 19 |
| 2 | SHT | 6 | | | 324 | 11.00 | | | | | | | 128 | 80 | 48 |
| 3 | SHT SHM | 4 | | | 216 | 10.50 | 0.5 DOWN BATTERY TROUBLE | | | | | | 96 | 80 | 48 |
| 4 | SHM SHQ | 6 | | | 324 | 11.25 | | | | | | | 120 | 100 | 60 |
| 5 | SHQ SHP | 7 | | | 378 | 11.25 | | SHT | 1 | | | AUX. CHANNEL PROBLEM | 126 | 103 | 60 |
| 6 | SHQ SJR SHW | 4 | | | 216 | 11.25 | | — | — | | | WAITING ON FREON WORKING ON RECORDER | 94 | 70 | 42 |
| 7 | SHN SHS | 4 | | | 216 | 10.00 | | SHT | 6 | | | | 23 | 10 | 8 |
| 8 | SHR | 3 | | | 162 | 10.50 | | SHT SHS | 13 | | | | 96 | 80 | 48 |
| 9 | SHR | 3 | | | 162 | 10.25 | | SHQ, SJR SHM, SHW | 19 | | | | 48 | 78 | 17 |
| 10 | SHR SHP | 3 | | | 144 | 10.00 | | SHM, SHP SHR, SHW | 14 | | | | 12 | 34 | 0 |
| 11 | SHW, SHN SHM, SHS | 5 | | | 180 | 10.75 | | SHR, SHP SHN, SHM SHW | 6 | | | SHOTS AT EXTREMITIES OF LINES | 96 | 228 | 0 |
| 12 | SJA | 1 | | | 54 | 10.75 | | SHW, SJR SHM, SHP SHQ, SHT, SHS | 10 | | | SHOTS AT EXTREMITIES OF LINES | 74 | 202 | 0 |
| 13 | SJA | 2 | | | 108 | 10.25 | | SHR SHT | 8 | | | | 56 | 104 | 0 |
| 14 | SJA SHX | 2 | | | 108 | 11.50 | | — | 0 | | | WORKING ON GEOPHONES, RECORDER | 123 | 100 | 63 |
| 15 | SHX | 3 | | | 174 | 7.0 | | SHX SJA | 8 | | | 3.75 LOST - DPSV FAULT, TYRE PUNCTURE | 72 | 60 | 36 |
| 16 | SHX | 3 | | | 164 | 11.00 | | SJA SHX | 9 | | | | 65 | 50 | 35 |
| 17 | SHX | 5 | | | 276 | 10.75 | | SHX | 6 | | | | 70 | 50 | 30 |
| 18 | SJA | 3 | | | 162 | 6.5 | 5.5 DOWN - WAIT ON WATER, TYRES | SHX SHZ | 3 | | | WAITING ON DRILLS | 64 | 60 | 28 |
| 19 | SHZ | 4 | | | 144 | 10.25 | 1.0 DOWN - TYRES | SJA SHZ | 8 | | | | 41 | 40 | 17 |
| 20 | SHX | 1 | | | 54 | 5.5 | 5.75 DOWN - TYRES MUD PUMP | SHZ SHX | 2 | | | WAITING ON DRILLS - 7HRS | 53 | 50 | 23 |
| 21 | SHX | 4 | | | 140 | 10.25 | | SHZ SHX | 8 | | | WAITING ON DRILLS - 1.25 HRS | 41 | 40 | 17 |
| 22 | SHY | 7 | | | 294 | 11.00 | | SHY SHZ | 7 | | | DOWN 2 HRS - VEHICLE PROBLEMS | 90 | 90 | 36 |
| 23 | SJB | 2 | | | 84 | 5.50 | 3.5 DOWN, WAITING ON RECORDER | SHY SHZ SJA | 7 | | | | 10 | 10 | 4 |
| 24 | SJC SJG | 7 | | | 300 | 9.25 | 2.0 DOWN, TYRES | SJC SJD | 11 | | | | 125 | 120 | 51 |
| 25 | SJG SJE | 4 | | | 174 | 8.00 | 2.0 DOWN, WAITING ON WATER | SJG, SJE SJF, SJD | 11 | | | DOWN 0.75 HR - INSTRUMENT PROBLEMS | 92 | 80 | 34 |
| 26 | SJH | 3 | | | 132 | 11.25 | | SJH | 6 | | | WAITING ON RIGS 3.0 HRS. | 83 | 80 | 35 |
| 27 | SJH | 4 | | | 136 | 11.00 | | SJH | 7 | | | | 84 | 80 | 36 |
| 28 | — | 0 | | | 0 | 0 | CAMP MOVE | — | — | | | CAMP MOVE | 0 | 0 | 0 |
| 29 | — | 0 | | | 0 | 0 | ACQUIRING WATER, REPAIRS, TRAVEL TO HQ | — | — | | | INSTRUMENT MAINTENANCE | | | |
| 30 | SJH | 4 | | | 177 | 10.00 | | — | — | | | CAMP DUTIES | | | |
| 31 | | | | | | | | | | | | | | | |
| TOTAL | | 106 | | | 5155 | 275.75 | | | 170 | | | | 2012 | 2109 | 795 |

| EXPLOSIVE | 1st DAY | CONSUMED | RECEIVED | ..... DAY |
|---|---|---|---|---|
| DETS. | 4500 | | 13/4 3000 | |
| BOOSTERS | "A" - 1200, "D" - 350 | | 13/4 "A" - 6000 "D" - 1550 | |
| ANZITE | | | | |

COMPILED BY: TIM SENNETT

POSITION: SEISMOLOGIST

82XP-1302 RV-24

# DELHI PETROLEUM PTY. LTD.

SURVEY HOGARTH-MUR

APRIL 1984

## SEISMIC SURVEY MONTHLY REPORT

BLOCK MURTA

PROSPECT MUTEROO - SPENCER BOXWOOD-DAVOO, WARRA REGIONAL

CONTRACTOR: S.D.V.
PARTY No.: 5
PARTY CHIEF: B. CALLAGHAN, G. MURPHY, T. DOOLEY

| DATE | DRILL RIG 2 | | | | | | | WEATHERING RECORDING | | | | | EXPLOSIVE | | |
|---|---|---|---|---|---|---|---|---|---|---|---|---|---|---|---|
| | LINE | UPHOLE | LINE | REF'N. | METRES | HOURS | REMARKS | LINE | UPHOLE | LINE | REF'N. | DETAILS & REMARKS | DETS. | BOOSTERS | ANZITE |
| 1 | | | | | | | | | | | | | | | |
| 2 | | | | | | | | | | | | | | | |
| 3 | SHT | 1 | | | 50 | 3.50 | 8.5 DOWN - MECHANICAL PROBLEMS | | | | | | | | |
| 4 | SJR | 2 | | | 100 | 6.00 | 6.0 DOWN MECHANICAL | | | | | | | | |
| 5 | SJR SHP | 5 | | | 250 | 12.00 | | | | | | | | | |
| 6 | SHN | 3 | | | 150 | 6.00 | 6.0 DOWN - WATER LOGISTICS PROBLEMS | | | | | | | | |
| 7 | SHN | 1 | | | 50 | 4.00 | 8.0 DOWN, TRANSPORTATION | | | | | | | | |
| 8 | — | 0 | | | 0 | 0.0 | 12.0 DOWN, MUD PUMP | | | | | | | | |
| 9 | SHR | 3 | | | 154 | 7.00 | 4.0 DOWN | | | | | | | | |
| 10 | SHR SHN | 2 | | | 106 | 11.50 | 0.5 DOWN | | | | | | | | |
| 11 | SHN SHH SJR, SJD SHR, SJR | 6 | | | 194 | 13.00 | | | | | | | | | |
| 12 | SHT SHG SHZ | 5 | | | 217 | 10.50 | | | | | | | | | |
| 13 | SJA | 1 | | | 50 | 8.50 | 2.5 DOWN, CAMP MOVE | | | | | | | | |
| 14 | SJA SHX | 4 | | | 225 | 12.50 | 0.5 DOWN, MUD PUMP | | | | | | | | |
| 15 | — | 0 | | | 0 | 0.00 | 10.0 DOWN CAMP MOVE | | | | | | | | |
| 16 | SHX | 2 | | | 121 | 7.50 | 5.5 DOWN WATER PROBLEMS | | | | | | | | |
| 17 | SHX | 2 | | | 110 | 6.00 | 6.0 DOWN WATER PROBLEMS | | | | | | | | |
| 18 | SHZ | 1 | | | 45 | 7.00 | 5.0 DOWN - WATER, TIRE | | | | | | | | |
| 19 | SHZ | 3 | | | 138 | 11.00 | | | | | | | | | |
| 20 | SHX | 1 | | | 60 | 6.00 | 4.0 DOWN - TYRES | | | | | | | | |
| 21 | SHX | 2 | | | 100 | 6.00 | 4.0 DOWN - TYRES | | | | | | | | |
| 22 | SHZ | 3 | | | 150 | 8.00 | 4.0 DOWN - TYRES | | | | | | | | |
| 23 | SJB | 2 | | | 93 | 5.50 | 6.0 DOWN - LOGISTICS PROBLEMS | | | | | | | | |
| 24 | SJD | 6 | | | 260 | 10.00 | 2.0 DOWN - WAITING ON WATER | | | | | | | | |
| 25 | SJE SJF | 5 | | | 210 | 10.00 | | | | | | | | | |
| 26 | SJH | 4 | | | 155 | 12.00 | | | | | | | | | |
| 27 | SJH | 4 | | | 140 | 10.00 | 2.0 DOWN - MOVE BACK TO CAMP FOR CAMP MOVE | | | | | | | | |
| 28 | — | 0 | | | 0 | 0 | CAMP MOVE | | | | | | | | |
| 29 | — | 0 | | | 0 | 0 | ACQUAAR, WATER, REPAIRS, TRAVEL TO LINE | | | | | | | | |
| 30 | — | 0 | | | 0 | 0 | REPAIRS, MAINTENANCE | | | | | | | | |
| 31 | | | | | | | | | | | | | | | |
| TOTAL | | 68 | | | 3128 | 193.5 | | | | | | | | | |

| EXPLOSIVE | 1st DAY | CONSUMED | RECEIVED | ..... DAY |
|---|---|---|---|---|
| DETS. | | | | |
| BOOSTERS | | | | |

COMPILED BY: Tim Sennett
POSITION:

RV-84

# DELHI PETROLEUM PTY. LTD.

| 1984. | SEISMIC SURVEY MONTHLY REPORT | BLOCK a) MURTA b) MOOMBA<br>PROSPECT a) ARCOONA, KUMBARRIE b) McLEOD | CONTRACTOR: S.S.L.<br>PARTY No.: 2/327<br>PARTY CHIEF: K.C. FILER |
|---|---|---|---|

| | DRILL | | | | | | | WEATHERING RECORDING | | | | | EXPLOSIVE | | |
|---|---|---|---|---|---|---|---|---|---|---|---|---|---|---|---|
| DATE | LINE | UPHOLE | LINE | UPHOLE | METRES | HOURS | REMARKS | LINE | UPHOLE | LINE | REF'N. | DETAILS & REMARKS | DETS. | BOOSTERS | ANZITE |
| 1 | | | | | | | | | | | | | | | |
| 2 | | | | | | | | | | | | | | | |
| 3 | | | | | | | | | | | | | | | |
| 4 | | | | | | | | | | | | | | | |
| 5 | | | | | | | | | | | | | | | |
| 6 | | | | | | | | | | | | | | | |
| 7 | | | | | | | | | | | | | | | |
| 8 | RIG 1 GARDNER-DENVER 1400<br>RIG 2 MAYHEW 1000 | | | | | | | | | | | | | | |
| 9 | SFL | 3 | | | 144 | 10 | FIRST DAY OF WORK | | | | | FIRST DAY PRELOADING | 40 | 28 | |
| 10 | SFL | 3 | | | 144 | 10 | TROUBLE WITH DUNES | | | | | | 20 | 16 | |
| 11 | SFM | 2 | | | 96 | 10 | TROUBLE WITH DUNES | | | | | | 20 | 16 | |
| 12 | SFM | 2 | | | 96 | 5:0 | W/T DOWN | SFM<br>SFL | 3<br>6 | | | FIRST DAY SHOOTING | 20 | 16 | |
| 13 | SFM | 1 | | | 48 | 6:0 | W/T O.K., NO MUD | SFM | 2 | | | | 22 | 16 | |
| 14 | SFM | 3 | | | 144 | 9:0 | ACCO DOWN RIG BROKEN CLUTCH | SFM | 3 | | | | 22 | 16 | |
| 15 | – | – | SFM | 1 | – | 0 | RIG TO MOOMBA | | | | | | | | |
| | | | | | 42 | 4:15 | FIRST DAY OF WORK | SFM | 1 | | | | 10 | 8 | |
| 16 | – | – | SFH<br>SFL | 5<br>1 | –<br>252 | 0<br>11:00 | | SFH | 5 | | | | 55 | 43 | |
| 17 | – | – | SFL<br>SFH | 1<br>5 | –<br>252 | 0<br>12:00 | | SFL<br>SFH | 2<br>4 | | | | 65 | 64 | |
| 18 | – | – | SFH | 5 | –<br>200 | 0<br>11:15 | | SFH | 2 | | | | 54 | 54 | |
| 19 | SFJ | 3 | SFH<br>SFJ | 1<br>3 | 144<br>168 | 10:0<br>11:15 | RIG REPAIRED | SFH<br>SFJ | 5<br>4 | | | | 72 | 72 | |
| 20 | SJQ | 3 | SJQ | 5 | 126<br>204 | 10:30<br>10:30 | | SFJ<br>SFQ | 1<br>8 | | | | 54 | 54 | |
| 21 | SFK | 3 | SJQ<br>SFK | 1<br>2 | 126<br>126 | 9:30<br>9:30 | | SFQ<br>SFK | 2<br>5 | | | | 45 | 41 | |
| 22 | SDY | 4 | SDY | 3 | 168<br>126 | 11:15<br>11:15 | | SDY | 4 | | | | 72 | 60 | |
| 23 | SDY<br>SDZ | 3<br>1 | SDY | 3 | 162<br>120 | 11:00<br>10:45 | | SDY<br>SDZ | 8<br>1 | | | | 61 | 47 | |
| 24 | SDZ | 1 | SDZ | 1 | 42<br>36 | 8:45<br>10:00 | SAND LINE DOWN 1:15 HRS | | | | | | 34 | 34 | |
| 25 | SDZ | 7 | SDZ | 8 | 252<br>288 | 10:30<br>10:30 | | SDZ | 12 | | | | 103 | 191 | |
| 26 | SDG | 6 | SDZ | 5 | 216<br>180 | 11:00<br>11:00 | | SDZ | 16 | | | | 89 | 89 | |
| 27 | – | – | – | – | – | 11:00<br>11:00 | CAMP MOVE | | | | | | | | |
| 28 | SHE | – | SHF | 1 | 36<br>75 | 10:00<br>11:00 | | SHF | 1 | | | | 15 | 23 | |
| 29 | SHF | 3 | SHF | – | 230<br>72 | 10:00<br>9:15 | HUNG IN HOLE 7HRS | SHE<br>SHF | 1<br>2 | | | | 66 | 82 | |
| 30 | | | | | | | | | | | | | | | |
| 31 | | | | | | | | | | | | | | | |
| TOTAL | RIG 1 | 48 | | | 2174 | 163:30 | | | 98 | | | | 959 | 960 | |
| | RIG 2 | | | 51 | 2141 | 154:30 | | | | | | | | | |

| EXPLOSIVE | 1st DAY | CONSUMED | RECEIVED | 29.. DAY |
|---|---|---|---|---|
| DETS. | 2649 | 939 | 6900 | 8610 |
| BOOSTERS | 1852 | 960 | 3000 | 3892 |
| ANZITE | | | | |

COMPILED BY: K.C. FILER

POSITION:

# DELHI PETROLEUM PTY. LTD.

SURVEY: Hogarth-Mur, Hogarth

**MAY 1984**

## SEISMIC SURVEY MONTHLY REPORT

BLOCK: MURTA
NAPPACOONGIE-MURTEREE PROSPECT
MILPERRA-CHIDLEE
MURTEREE FLANK, DELLA FLANK

CONTRACTOR: S.D.U.
PARTY No.: 5
PARTY CHIEF: B. Callaghan. G. Murphy.

| DATE | DRILL RIG-1 D57 | | | | | | | WEATHERING RECORDING / T. Dooley. | | | | | EXPLOSIVE | | |
|---|---|---|---|---|---|---|---|---|---|---|---|---|---|---|---|
| | LINE | UPHOLE | LINE | REF'N. | METRES | HOURS | REMARKS | LINE | UPHOLE | LINE | REF'N. | DETAILS & REMARKS | DETS. | A BOOSTERS | D BOOSTERS |
| 1 | SJH | 6 | | | 258 | 12 | | | | | | NO. HOLES SHOT. MONTHLY TESTS DONE IN AFTERNOON. | 104 | 100 | 44 |
| 2 | SJJ | 1 | | | 48 | 4 | DOWN 6·0, WAITING ON WATER, REPAIRS | SJH | 5 | | | TWO OBSERVERS WORKING. | 61 | 60 | 25 |
| 3 | SJJ | 3 | | | 132 | 6 | DOWN 5·0, WAITING ON WATER | SJJ SJK | 7 | | | " " " | 92 | 90 | 38 |
| 4 | SJJ | 7 | | | 300 | 12 | | SJJ SJK | 9 | | | | 105 | 100 | 45 |
| 5 | SJJ SJK | 5 | | | 216 | 8·5 | DOWN 2·5, WAITING ON WATER | SJJ SJK | 13 | | | | 167 | 160 | 71 |
| 6 | SJK | 5 | | | 222 | 12·25 | | SJK | 3 | | | WAITING ON DRILLS | 113 | 110 | 47 |
| 7 | SJL | 1 | | | 42 | 5·5 | DOWN 4·5 FLAT TYRE WAITING ON WATER | SJK | 16 | | | | 122 | 120 | 50 |
| 8 | SJL | 5 | | | 216 | 11·5 | | SJK SJL SJM | 8 | | | | 113 | 110 | 47 |
| 9 | SJL | 2 | | | 90 | 7·5 | DOWN 2·5, REPAIRS AND TYRES | SJL SJK SJM | 6 | | | DOWN 0·5 hrs. RECORDER BOGGED. | 18 | 19 | 9 |
| 10 | SJL | 6 | | | 258 | 11·25 | | SJM SJP | 9 | | | | 82 | 80 | 34 |
| 11 | SJP SJN | 5 | | | 222 | 10·75 | | SJN SJP SJM | 12 | | | | - | - | - |
| 12 | | | | | | 10·0 | CAMP MOVE | SJN SJM | 11 | | | MURTA BLOCK COMPLETED | - | - | - |
| 13 | STM | 4 | | | 174 | 12·0 | START DRILLING - NAPPACOONGIE - MURTEREE | STM | 1 | | | WAITING ON DRILLS | 173 | 170 | 71 |
| 14 | STH | 3 | | | 138 | 5·0 | DOWN 5·0, REPAIR MUD PUMP | STM STL | 12 | | | | 103 | 100 | 43 |
| 15 | STF STH | 5 | | | 222 | 12·0 | | STM STH | 11 | | | | 130 | 130 | 52 |
| 16 | STK | 2 | | | 84 | 12·0 | BOGGED 6 HRS HOLE CAVED IN. | STL, STK STF, STH | 15 | | | | 131 | 130 | 53 |
| 17 | STK STJ | 5 | | | 210 | 12·0 | | STK STJ | 11 | | | | 118 | 112 | 51 |
| 18 | STJ SSS | 4 | | | 168 | 11·25 | DOWN 1·25 (W.T. Down MUD PUMP REPAIRS) | STM STJ SSR | 14 | | | RESHOT 1 STN 313 LINE STM - TO CONFIRM RESULTS | 162 | 160 | 66 |
| 19 | STA | 5 | | | 210 | 12·5 | | SSS SSR STA | 15 | | | | 182 | 180 | 74 |
| 20 | SSR STC | 4 | | | 168 | 9·0 | DOWN 2·5; SERVICE, MUD PUMP REPAIR | STF, SSR STE, STA | 16 | | | | 152 | 150 | 62 |
| 21 | STC | 5 | | | 210 | 8·75 | DOWN 3·25, MUD PUMP REPAIRS | STA STC | 14 | | | | 130 | 125 | 52 |
| 22 | STC STB | 2 | | | 84 | 7·5 | DOWN 4·5 - SEVERED TOWER PINS | STD STC STB | 14 | | | | 131 | 130 | 53 |
| 23 | SSZ | 6 | | | 252 | 11·5 | | STB SSZ | 15 | | | | 171 | 170 | 69 |
| 24 | SSS SST | 2 | | | 84 | 6·25 | DOWN 4·5, SHEARED MOUNT PINS | SSY, SSZ SST, SSS | 20 | | | | 150 | 150 | 60 |
| 25 | - | | | | | | DOWN 12·0. DRIVEN TO BRISBANE FOR OVERHAUL | SST SSS SSW | 12 | | | CAUGHT DRILL RIGS | 183 | 180 | 75 |
| 26 | - | | | | | | | SSX SSW | 7 | | | INSTRUMENT MALFUNCTION DUE TO BATTERIES. | - | - | - |
| 27 | - | | | | | | | SSX, SST SSS, SSW | 8 | | | SSW AT S.P. 397 REDRILLED AND RESHOT AT 55m FOR BETTER CLARIFICATION OF WEATHERING | 13 | 10 | 7 |
| 28 | - | | | | | | | SSS, SSX SRH | 5 | | | SRH IN NEW PROSPECT | 100 | 100 | 40 |
| 29 | - | | | | | | | - | - | | | NO WORK. A/D CARD USED BY MAIN RECORDER | 161 | 160 | 65 |
| 30 | - | | | | | | | - | - | | | AWAITING A/D CARD | 100 | 100 | 40 |
| 31 | - | | | | | | | - | - | | | MALFUNCTION WITH NEW A/D CARD | 162 | 150 | 62 |
| TOTAL | | 93 | | | 4008 | 231·0 | | | 289 | | | | 3429 | 3356 | 1405 |

| EXPLOSIVE | 1st DAY | CONSUMED | RECEIVED | 31st DAY |
|---|---|---|---|---|
| DETS. | 5363 | 3439 | 30/5 6000 | 7924 |
| BOOSTERS A | 4981 | 3356 | 30/5 6000 | 7625 |
| ~~ANZITE~~ D | 1056 | 1405 | 18/5 146, 27/5 700, 30/5 3675 | 4172 |

COMPILED BY: Jim Sennett
POSITION: Seismologist

# DELHI PETROLEUM PTY. LTD.

SURVEY: Hogarth-Mur, Hogarth NM

MAY 1984.

## SEISMIC SURVEY MONTHLY REPORT

BLOCK: MURTA
NAPACOONGIE - MURTEREE PROSPECT
MURTEREE FLANK, DELLA FLANK
MILPERRA - CHIDLEE

CONTRACTOR: SDU
PARTY No.: 5
PARTY CHIEF: B. Callaghan, G. Murphy.

DRILL RIG-2 D38 | WEATHERING RECORDING | T. Dooley. | EXPLOSIVE

| DATE | LINE | UPHOLE | LINE | REF'N. | METRES | HOURS | REMARKS | LINE | UPHOLE | LINE | REF'N. | DETAILS & REMARKS | DETS. | BOOSTERS | ANZITE |
|---|---|---|---|---|---|---|---|---|---|---|---|---|---|---|---|
| 1 | SJH | 3 | | | 132 | 8·5 | DOWN 3·0 - TYRES | | | | | | | | |
| 2 | SJJ | 3 | | | 120 | 5·5 | DOWN 7·0, CARING WATER, SERVICE | | | | | | | | |
| 3 | SJJ | 2 | | | 84 | 5·5 | DOWN 7·5, CARING WATER, REPAIRS | | | | | | | | |
| 4 | SJJ | 1 | | | 48 | 3·0 | DOWN 9·0, KELLY BUSH REPAIRS | | | | | | | | |
| 5 | SJJ SJK | 5 | | | 234 | 10·5 | DOWN 1·5, WAITING ON WATER | | | | | | | | |
| 6 | SJK | 3 | | | 136 | 7·5 | DOWN 5·0, WAITING ON WATER | | | | | | | | |
| 7 | — | — | | | — | 10.0 | STUCK IN HOLE 6.0 HRS. | | | | | | | | |
| 8 | SJK | 2 | | | 96 | 10·0 | DOWN 2·0, WAITING ON WATER | | | | | | | | |
| 9 | SJK SJM | 2 | | | 90 | 6·5 | DOWN 3·5, WAITING ON WATER | | | | | | | | |
| 10 | SJM | 4 | | | 180 | 8·5 | DOWN 4·0, EXCESS TRAVEL FOR WATER | | | | | | | | |
| 11 | SJM | 3 | | | 126 | 7·0 | DOWN 3·0, WAITING ON WATER, MUD GUNS | | | | | | | | |
| 12 | SJM | 3 | | | 132 | 10·0 | MOVING CAMP | | | | | | | | |
| 13 | STL | 5 | | | 210 | 11·0 | DOWN 1·0, FLAT TYRE | | | | | | | | |
| 14 | STL | 2 | | | 84 | 8·0 | DOWN 5·0, BROKEN AXLE | | | | | | | | |
| 15 | STG STF | 7 | | | 294 | 12·0 | | | | | | | | | |
| 16 | STF STK | 5 | | | 210 | 12·0 | | | | | | | | | |
| 17 | STK STM | 4 | | | 191 | 9·5 | DOWN 2·0, EXCESS TRAVEL | | | | | | | | |
| 18 | SSR | 6 | | | 258 | 12·0 | | | | | | | | | |
| 19 | SSR STF | 4 | | | 174 | 12·0 | | | | | | | | | |
| 20 | STF | 4 | | | 168 | 10·0 | DOWN 2·0, TYRE PROBLEMS | | | | | | | | |
| 21 | STD | 5 | | | 216 | 8·0 | DOWN 2.0, REPAIRING TYRES | | | | | | | | |
| 22 | STD STB | 7 | | | 300 | 12·0 | | | | | | | | | |
| 23 | STB SSZ SSS | 5 | | | 210 | 12·0 | | | | | | | | | |
| 24 | SSS | 5 | | | 210 | 10·0 | DOWN 2·0, FRONT WHEEL BEARING | | | | | | | | |
| 25 | SSS SSW | 5 | | | 216 | 10·0 | DOWN 2·0, WHEEL BEARING | | | | | | | | |
| 26 | SSW SSX | 7 | | | 294 | 12·0 | | | | | | | | | |
| 27 | SSX SSS | 7 | | | 306 | 12·5 | | | | | | | | | |
| 28 | SRH | 2 | | | 90 | 12.5 | CAMP MOVE 6·5 HRS | | | | | | | | |
| 29 | SRH, SRP SRP | 6 | | | 264 | 12·0 | | | | | | | | | |
| 30 | SRP SRJ | 6 | | | 252 | 12·0 | | | | | | | | | |
| 31 | SRP SRK | 7 | | | 306 | 12·0 | | | | | | | | | |
| TOTAL | | 131 | | | 5631 | 304.0 | | | | | | | | | |

| EXPLOSIVE | 1st DAY | CONSUMED | RECEIVED | ..... DAY |
|---|---|---|---|---|
| DETS. | | | | |
| BOOSTERS | | | | |
| ANZITE | | | | |

COMPILED BY: .....

POSITION: .....

# DELHI PETROLEUM PTY. LTD.

SURVEY: Hogarth Mur, Hogarth NM

MAY 1984.

## SEISMIC SURVEY MONTHLY REPORT

BLOCK: MURTA
NAPPACOONGIE-MURTEREE PROSPECT
MURTEREE FLANK, DELLA FLANK
MILPERRA - CHIDLEE

CONTRACTOR: SDU
PARTY No.: 5
PARTY CHIEF: B. Callaghan. G. Murphy.

DRILL RIG-3 D16 | WEATHERING RECORDING | T. Dooley. | EXPLOSIVE

| DATE | LINE | UPHOLE | LINE | REF'N. | METRES | HOURS | REMARKS | LINE | UPHOLE | LINE | REF'N. | DETAILS & REMARKS | DETS. | BOOSTERS | ANZITE |
|---|---|---|---|---|---|---|---|---|---|---|---|---|---|---|---|
| 1 | — | 1 | | | 1 | 8 | TRAVEL TO PROSPECT | | | | | | | | |
| 2 | SJK | 2 | | | 80 | 12 | 25m DRILLED IN 3¼ BEFORE HOLE BLOCK | | | | | | | | |
| 3 | SJK | 3 | | | 132 | 8·25 | DOWN 4·0, REPAIRING WATER TRUCK | | | | | | | | |
| 4 | SJK | 3 | | | 126 | 8·25 | DOWN 3·5, SERVICE, WAITING ON WATER | | | | | | | | |
| 5 | SJK | 1 | | | 42 | 4·25 | DOWN 5·75, WAITING ON WATER | | | | | | | | |
| 6 | SJK | 2 | | | 90 | 7·25 | DOWN 4·5, WAITING ON WATER | | | | | | | | |
| 7 | SJK | 2 | | | 90 | 7·25 | DOWN 2·75, WATER TRUCK REPAIRS | | | | | | | | |
| 8 | SJM | 3 | | | 132 | 9·00 | WATER TRUCK DOWN 2 hr | | | | | | | | |
| 9 | — | — | | | — | — | DOWN ALL DAY = 10·0 HRS TYRE PROBLEMS. | | | | | | | | |
| 10 | SJM | 4 | | | 180 | 9·0 | DOWN 2.5 WATER TRUCK FUEL INJECTION | | | | | | | | |
| 11 | SJN | 4 | | | 174 | 11·0 | | | | | | | | | |
| 12 | SJN SJM | 2 | | | 90 | 9·0 | DOWN 1·0, REPAIRS - THROTTLE, SWIVEL | | | | | | | | |
| 13 | STH STL | 4 | | | 180 | 12·0 | | | | | | | | | |
| 14 | STH | 3 | | | 132 | 10·5 | DOWN 0·75, REPAIRING THROTTLE CABLE | | | | | | | | |
| 15 | STH STF | 5 | | | 210 | 10·75 | | | | | | | | | |
| 16 | STF | 2 | | | 84 | 5·75 | DOWN 5·5, CLUTCH | | | | | | | | |
| 17 | STJ | 6 | | | 252 | 9·75 | DOWN 1·5, SERVICE | | | | | | | | |
| 18 | SSS STE | 6 | | | 252 | 11·25 | | | | | | | | | |
| 19 | STE STA | 7 | | | 300 | 11·5 | | | | | | | | | |
| 20 | STA STE STE | 5 | | | 216 | 11·5 | | | | | | | | | |
| 21 | STC | 5 | | | 216 | 10·75 | DOWN 0·5, REPAIRING SAND PIPE HOSE | | | | | | | | |
| 22 | STC STB | 6 | | | 252 | 11·75 | | | | | | | | | |
| 23 | SSY | 6 | | | 252 | 11·5 | | | | | | | | | |
| 24 | SSY SST | 6 | | | 264 | 11·75 | | | | | | | | | |
| 25 | SSY | 3 | | | 126 | 7·0 | DOWN 4·25, BROKEN TRANSFER CASE | | | | | | | | |
| 26 | SST | 1 | | | 42 | 3·5 | DOWN 8·25, TRANSFER CASE | | | | | | | | |
| 27 | SSS SSW | 2 | | | 102 | 7·0 | DOWN 4·5, DRIVE SHAFT | | | | | | | | |
| 28 | SRH | 2 | | | 84 | 11·75 | CAMP MOVE 7·5 HRS. | | | | | | | | |
| 29 | SRH SRN | 6 | | | 252 | 11·25 | | | | | | | | | |
| 30 | SRT SRN | 6 | | | 252 | 11·25 | | | | | | | | | |
| 31 | SRK SRL | 7 | | | 294 | 11·75 | | | | | | | | | |
| TOTAL | | 107 | | | 4898 | 285.5 | | | | | | | | | |

| EXPLOSIVE | 1st DAY | CONSUMED | RECEIVED | ..... DAY |
|---|---|---|---|---|
| DETS. | | | | |
| BOOSTERS | | | | |
| ANZITE | | | | |

COMPILED BY: .....

POSITION :

Survey Statistics

DELHI PETROLEUM PTY. LTD.

| 1984 | SEISMIC SURVEY MONTHLY REPORT | BLOCK a) MURTA b) MOOMBA PROSPECT a) ARCOONA, KUMBARRIE b) McLEOD | CONTRACTOR: S.S.L. PARTY No.: 2/327 PARTY CHIEF: K.C. FILER |
|---|---|---|---|

| DATE | SURVEY | | | | | | REMARKS |
|---|---|---|---|---|---|---|---|
| | CHAINED | | LEVELLED | | REDUCED | | |
| | LINES | KM | LINES | KM | LINES | | |
| 1 | | | | | | | |
| 2 | | | | | | | |
| 3 | | | | | | | |
| 4 | | | | | | | |
| 5 | | | | | | | |
| 6 | | | | | | | |
| 7 | | | | | | | |
| 8 | SFL SFM | 3.975 | SFL | 1.9875 | | | EXTENSIONS TO EXISTING LINES |
| 9 | | | | | | | |
| 10 | | | | | | | |
| 11 | | | | | | | |
| 12 | SJQ | 9.1125 | | | | | |
| 13 | | | | | | | |
| 14 | | | SJQ | 9.1125 | | | |
| 15 | SJQ | 3.75 | | | | | |
| 16 | SJQ | 3.75 | SFM<br>SJQ | 1.9875<br>3.75 | | | START SURVEY AT HOGARTH |
| 17 | SGB | 9.00 | — | — | | | |
| 18 | SHK<br>SGB | 2.9625<br>5.85 | — | — | | | |
| 19 | SHK | 5.475 | SGB | 13.125 | | | |
| 20 | SHK<br>SGB | 7.500<br>6.150 | SHK | 6.600 | | | |
| 21 | SGB | 5.25 | SGB<br>SHK | 7.3125<br>9.375 | | | |
| 22 | SGB | 3.300 | SGB | 8.1375 | | | |
| 23 | SGB<br>SHL | 3.450<br>7.625 | SGB | 4.5375 | | | |
| 24 | SGB<br>SHL SHG | 7.7275<br>8.2125 | SGB | 4.95 | | | |
| 25 | SFT<br>SHH, SHJ | 6.225<br>12.00 | — | — | | | |
| 26 | SFT<br>SHB, SHJ | 5.40<br>14.075 | SGB<br>SFT, SHJ | 3.5875<br>3.225<br>6.000 | | | |
| 27 | SFT<br>SHD SHE | 4.35<br>8.025 | SFT<br>SHB, SHC | 7.725<br>14.025 | | | |
| 28 | SFT<br>SHE, SHF | 3.525<br>9.525 | SHD<br>SHE | 17.55 | | | |
| 29 | SFT | 3.375 | SFT | 4.8 | | | |
| 30 | | | | | | | |
| 31 | | | | | | | |
| TOTAL | | 159.54 | | 129.7875 | | | |

PROSPECTS CLOSED & COMPLETED ARCOONA, McLEOD, BURLEY

COMPILED BY: K.C. FILER

POSITION:

# DELHI PETROLEUM PTY. LTD.

SURVEY HOGARTH-MUR

| APRIL 1984 | SEISMIC SURVEY MONTHLY REPORT | BLOCK MURTA<br>PROSPECT MUTEROO-SPENCER, BOXWOOD-PANDO<br>WARRA REGIONAL | CONTRACTOR: S.D.U.<br>PARTY No.: 5<br>PARTY CHIEF: B. CALLAGHAN<br>G. MURPHY<br>T. DOOLEY |
|---|---|---|---|

| DATE | SURVEY | | | | | | REMARKS |
|---|---|---|---|---|---|---|---|
| | CHAINED | | LEVELLED | | REDUCED | | |
| | LINES | KM | LINES | KM | LINES | KM | |
| 1 | SHM 338-440<br>SHW 372-276 | 7·4250 | SJR 200-440 | 9·0000 | | | |
| 2 | SHW 276-200<br>SHP 386-480 | 6·3750 | | | | | TIE TO SG4 |
| 3 | SHP 386-200 | 6·9750 | SHW 200-372 | 6·4500 | | | TRAVERSE 2·8 Km, MICRONAP ARRIVED |
| 4 | SHN 200-334 | 5·0250 | SHP 480-212 | 10·0500 | | | |
| 5 | SHN 334-472<br>SHS 360-377 | 5·8125 | SHP 212-200<br>SHN 200-241 | 1·9900 | | | SURVEY VEHICLE BROKE DOWN<br>RECONNAISSANCE IN PANDO #1 AREA |
| 6 | SHS 480-272 | 7·8000 | | | | | RECONNAISSANCE IN PANDO 1 AREA<br>LINE SET OFF FOR SJA AT PANDO #1 |
| 7 | SHS 272-200<br>SHR 386-270 | 7·0500 | SHN 241-472<br>SHS 200-282 | 11·7375 | | | RECONNAISSANCE IN PANDO #1 AREA |
| 8 | SHR 270-200<br>386-504 | 7·0500 | SHS 282-480 | 7·4250 | | | 3 SUNSHOTS. HORIZONTAL CONTROL |
| 9 | SHR 504-634 | 4·8750 | SHR 200-482 | 10·5750 | | | |
| 10 | SJA 200-256 | 3·2250 | SHR 482-644 | 6·0750 | | | DOUBLE RUN 200-386 (6·975 Km) SHR |
| 11 | SHX 1192-1134<br>SJA 256-372 | 5·4000 | | | | | OFFICE COMPUTATIONS<br>PEGGED TAKE OFF ON SHX |
| 12 | SHX 1134-956 | 6·6750 | | | | | OFFICE COMPUTATIONS. SJE SET OFF AT BOXWOOD WELL SITE. ONE SUNSHOT |
| 13 | SHX 960-900 | 2·2500 | | | | | OFFICE COMPUTATIONS |
| 14 | SJE 200-324<br>SHX 900-704 | 12·0000 | SHX 1192-1080<br>SJA 200-341 | 4·200<br>5·288 | | | |
| 15 | SHX 704-564<br>SJF 282-220 | 7·5750 | SJA 341-376<br>SHX 1080-923 | 7·2000 | | | MOVED CAMP. MECHANICAL PROBLEMS<br>PEGGED TAKE OFF ON SJF, SJG, SHZ |
| 16 | SHX 564-300<br>SJF 220-200, 282-312<br>SJG 282-312 | 12·9000 | | | | | VEHICLE SERVICE |
| 17 | SHZ 504-592<br>SJC 200-312<br>SJD 200-324<br>SJE 282-360 | 12·8250 | SJF 200-312<br>SJE 200-324 | 8·8500 | | | |
| 18 | SJD 280-324<br>SHZ 504-240<br>SHX 300-200 | 16·0500 | SJG 200-312<br>SJC 200-312 | 8·4000 | | | |
| 19 | SH2 240-200 | 1·5000 | SJD 200-324 | 4·6500 | | | LINE TIES |
| 20 | SJB 200-332<br>SHY 200-368<br>SJH 1648-1260 | 20·9500 | SHX 923-562 | 13·5400 | | | |
| 21 | SJH 1260-980 | 7·0000 | SHX 562-200 | 13·5800 | | | |
| 22 | SJH 980-456<br>SJK 1190-1108 | 16·1750 | SH2 200-540 | 12·7500 | | | |
| 23 | SJK 1108-900 | 7·8000 | SH2 504-592<br>SJB 200-332 | 8·2500 | | | TRAVERSE FROM SJJ-CN 4·2 Km<br>COMMENCED TRAVERSE SJH-SJJ 2·1 Km |
| 24 | SJH 456-200 | 6·4000 | SHY 200-368 | 6·3000 | | | TRAVERSE SJH-SJJ 2·0 Km |
| 25 | SJK 900-400 | 18·7500 | | | | | OFFICE COMPUTATIONS. SET OFF SJJ, SJN<br>TRAVERSE 17·2 Km SJJ-SJH |
| 26 | SJJ 200-400<br>SJK 400-200 | 15·0000 | SJK 1190-900 | 10·8750 | | | |
| 27 | — | — | SJK 900-638 | 9·8250 | | | RECLAIMING PEGS |
| 28 | SJJ 400-780 | 14·2500 | | | | | TIES IN SPENCER AREA. SUNSHOTS. START UP NEW LINES. OFFICE COMPUTATIONS |
| 29 | SJJ 780-1100 | 12·0000 | SJK 638-313<br>SJH 1648-1443 | 12·1875<br>5·1250 | | | |
| 30 | — | — | SJK 313-200<br>SJJ 400-800<br>SJH 1443-1000 | 4·2370<br>11·2500<br>11·8750 | | | CHAINING WAITING ON PEGS |
| 31 | | | | | | | |
| TOTAL | | 257·1125 | | 211·397 | | | |

PROSPECTS CLOSED & COMPLETED MUTEROO-SPENCER, BOXWOOD-PANDO

COMPILED BY: TIM SCHMITT

# DELHI PETROLEUM PTY. LTD.

SURVEY: Hogarth-Mur, Hogarth NM

**MAY** 1984

## SEISMIC SURVEY MONTHLY REPORT

BLOCK: MURTA
NAPPACOONGIE-MURTEREE PROSPECT
MILPERRA-CHIDLEE
MURTEREE FLANK, DELLA FLANK

CONTRACTOR: S D U
PARTY No.: 5
PARTY CHIEF: B. Callaghan. / G. Murphy.

SURVEY: T. Dooley.

| DATE | CHAINED | | LEVELLED | | REDUCED | | REMARKS |
|---|---|---|---|---|---|---|---|
| | LINES | KM | LINES | KM | LINES | KM | |
| 1 | SJL<br>SJM | 11.25<br>4.35 | SJS<br>SJH | 18.6<br>7.5 | | | |
| 2 | SJM | 20.175 | SJM<br>SJH | 15.75<br>14.50 | | | |
| 3 | SSS | 13.05 | SJM<br>SJJ | 8.85<br>5.775 | | | |
| 4 | SJN<br>SJP<br>SJL | 11.475<br>7.5<br>11.25 | SJL<br>SJK | 11.25<br>7.99 | | | |
| 5 | SSS | 16.2<br>3.45 | SJN<br>SJP | 11.40<br>4.9125 | | | |
| 6 | SSS<br>SSW<br>STL STM | 7.125<br>7.125<br>9.00 8.55 | STM<br>SJN | 3.75<br>9.525 | | | |
| 7 | SSW STK<br>SSX<br>SSS STJ | 3.225 10.65<br>9.15<br>0.375 9.15 | STL<br>STM | 13.8375 | | | |
| 8 | STK<br>STJ<br>SSJ<br>SSY | 10.65<br>1.50<br>5.25 3.30 | STK<br>STJ | 10.65<br>2.775 | | | |
| 9 | SSY<br>SSZ STG<br>STH | 4.65<br>6.975 1.9875<br>12.0 | STJ<br>STH | 7.875<br>8.25 | | | |
| 10 | STG<br>STF SST<br>SSZ | 3.8625<br>8.70 5.25<br>1.125 | STH<br>STG<br>STF | 3.75<br>5.85<br>2.025 | | | |
| 11 | STF<br>STE SSE<br>STA | 7.5<br>4.2 3.6<br>2.2 | STF | 14.175 | | | |
| 12 | STA<br>STD<br>SSE | 11.400<br>1.275<br>6.900 | STA<br>STE | 8.400<br>4.200 | | | |
| 13 | STC<br>STD<br>SSA | 10.350<br>3.225<br>5.100 | STA<br>STD<br>STC | 5.400<br>4.200<br>0.675 | | | |
| 14 | STB<br>STC SRN<br>SSB | 11.100<br>3.600 2.100<br>3.975 | SSS | 7.500 | | | |
| 15 | SRJ<br>SRN | 2.55<br>11.40 | SSS<br>STC | 14.250<br>13.275 | | | |
| 16 | STB<br>SSR<br>SRM | 1.650<br>15.6375<br>5.400 | SSS | 11.550 | | | |
| 17 | SSR<br>SSB<br>SSC | 2.9625<br>2.0250<br>3.1500 | SSS<br>SST | 3.450<br>3.4875 | | | |
| 18 | SSC<br>SSD | 3.750<br>9.450 | SST<br>SSW | 7.0125<br>9.6000 | | | |
| 19 | SHA<br>SGZ | 11.925<br>2.400 | SSW<br>SSX | 0.750<br>4.425 | | | |
| 20 | SGZ<br>SHA<br>SRR | 6.000<br>1.875<br>2.2875 | STB | 12.2625 | | | |
| 21 | SGZ<br>SRQ SRJ<br>SRR | 3.00<br>0.30 5.85<br>2.5275 | SSX<br>SSY<br>SSZ | 4.725<br>7.950<br>7.100 | | | |
| 22 | SRZ<br>SRQ | 4.050<br>5.475 | SSR | 12.4125 | | | |
| 23 | SRJ<br>SRK SRY<br>SRM | 0.90<br>14.700 4.9125<br>0.90 | SSR | 5.5875 | | | |
| 24 | SRT<br>SRW<br>SRS | 4.80<br>9.00<br>2.975 | | | | | OFFICE COMPUTATIONS. TIES AND SUNSHOTS - MURTEREE |
| 25 | SRS<br>SRQ SRX<br>SRY | 4.275<br>1.050 8.10<br>1.9875 | | | | | OFFICE COMPUTATIONS. 6.0 Km TIES TO OLD LINES |
| 26 | SRM<br>SRR | 7.125<br>11.100 | | | | | TRAVERSE ALONG 79-JSB 5.5 KM |
| 27 | SRF<br>SRH<br>SRG | 2.9625<br>0.975<br>10.0875 | STB<br>SSR | 0.4875<br>0.600 | | | TRAVERSE ALONG 79-JSB 5.3 KM |
| 28 | SRP<br>SRL | 7.050<br>8.175 | | | | | TRAVERSES IN MURTEREE FLANK REGION |
| 29 | SRG<br>SRF<br>SXD | 0.8625<br>9.4875<br>7.8000 | | | | | TRAVERSES ALONG STM, STG, SSW |
| 30 | SXD<br>SXC | 4.800<br>9.300 | SGZ | 6.675 | | | |
| 31 | SQZ | 18.450 | SGZ<br>SHA | 4.725<br>1.0125 | | | |
| TOTAL | | 558.325 | | 351.7025 | | | |

PROSPECTS CLOSED & COMPLETED .....

COMPILED BY: Tim Sennett

# 4. SEISMIC PROCESSING

## Processing Summary

### 1984 Giles-MUR Seismic Survey

Problems with static corrections due to differences in 1983 and 1984 uphole data caused an initial delay in processing. However, processing was underway in April, and brute and preliminary stacks were received in May. All lines reached final stack in June. Migrations of the Arcoona lines were received in November.

### 1984 Hogarth-MUR Seismic Survey

Data was received by the processing centre in April but problems with static corrections due to a need to revise the survey computations delayed commencement of processing of the Muteroo lines until May and the remainder of the lines until July. The Western Geophysical Processing Centre were slow performing parameter lists, and the processing sequence for Muteroo-Spencer was not established until August. From that time, processing proceeded smoothly, and preliminary stacks were available for the Muteroo lines in September and the remainder of the lines in October. All lines were at final stack and the Muteroo lines had been migrated by the end of December.

### Reprocessing

Reprocessing of four lines from the 1979 Moonlight Flat Seismic Survey commenced in April. This reprocessing was undertaken for the Regional Studies Group. Preliminary stacks were received in June and final stacks in July. Reprocessing of one 1979 line and three 1982 lines from the Arcoona area commenced in November.

# Processing Status Report, Dec. 31 1984

## SYMBOLS USED

NLINE : Line name (YY-XXXX)
BCODE : Block code
CNTDA : Current Data? (Y/N)
DPROC : Data at processor (DD/MM/YY)
SPROC : Statics at processor (DD/MM/YY)
BSTAK : Brute stack received (30)(DD/MM/YY)
PSTAK : Preliminary stack (60)(DD/MM/YY)
FINAL : Final stack (130)(DD/MM/YY)
NFILM : Film-normal polarity(140)(DD/MM/YY)
DISTD : Finals distributed (DD/MM/YY)

DD/MM/YY : Current Data
DD-MM-YY : Projected Data

Geophysical Processing Status
MURTA BLOCK STATUS REPORT

| NLINE | BCODE | CNTDA | DPROC | SPROC | BSTAK | PSTAK | FINAL | NFILM | DISTD |
|---|---|---|---|---|---|---|---|---|---|
| 79-JSMR | MUR | Y | 27/02/84 | 27/03/84 | 21/06/84 | 26/06/84 | 03/07/84 | 15-01-85 | 30-01-85 |
| 79-JSNR | MUR | Y | 27/02/84 | 27/03/84 | 21/06/84 | 03/07/84 | 03/07/84 | 15-01-85 | 30-01-85 |
| 79-JSSR | MUR | Y | 27/02/84 | 27/03/84 | 21/06/84 | 26/06/84 | 03/07/84 | 15-01-85 | 30-01-85 |
| 79-JSVR | MUR | Y | 14/11/84 | 13/11/84 | 20-01-85 | 20-01-85 | 05-02-85 | 15-03-85 | 25-03-85 |
| 79-JSWR | MUR | Y | 27/02/84 | 27/03/84 | 21/06/84 | 06/06/84 | 03/07/84 | 15-01-85 | 30-01-85 |
| 84-SDY | MUR | Y | 01/03/84 | 01/05/84 | 01/06/84 | 20/06/84 | 03/07/84 | 20-01-85 | 10-02-85 |
| 84-SDZ | MUR | Y | 16/03/84 | 01/05/84 | 01/06/84 | 20/06/84 | 03/07/84 | 20-01-85 | 10-02-85 |
| 84-SFH | MUR | Y | 01/03/84 | 26/03/84 | 02/05/84 | 17/05/84 | 03/07/84 | 20-01-85 | 10-02-85 |
| 84-SFJ | MUR | Y | 01/03/84 | 26/03/84 | 16/05/84 | 30/05/84 | 03/07/84 | 20-01-85 | 10-02-85 |
| 84-SFK | MUR | Y | 01/03/84 | 26/03/84 | 01/06/84 | 07/06/84 | 03/07/84 | 20-01-85 | 10-02-85 |
| 84-SFL | MUR | Y | 01/03/84 | 26/03/84 | 18/05/84 | 30/05/84 | 04/07/84 | 20-01-85 | 10-02-85 |
| 84-SFM | MUR | Y | 01/03/84 | 26/03/84 | 06/04/84 | 16/04/84 | 22/05/84 | 20-01-85 | 10-02-85 |
| 84-SHM | MUR | Y | 11/05/84 | 29/05/84 | 07/07/84 | 25/09/84 | 24/10/84 | 30-01-85 | 20-02-85 |
| 84-SHN | MUR | Y | 11/05/84 | 29/05/84 | 07/07/84 | 25/09/84 | 24/10/84 | 30-01-85 | 20-02-85 |
| 84-SHP | MUR | Y | 15/05/84 | 29/05/84 | 07/07/84 | 25/09/84 | 24/10/84 | 30-01-85 | 20-02-85 |
| 84-SHQ | MUR | Y | 11/05/84 | 29/05/84 | 07/07/84 | 25/09/84 | 24/10/84 | 30-01-85 | 20-02-85 |
| 84-SHR | MUR | Y | 15/05/84 | 29/05/84 | 07/07/84 | 25/09/84 | 24/10/84 | 30-01-85 | 20-02-85 |
| 84-SHS | MUR | Y | 11/05/84 | 29/05/84 | 07/07/84 | 25/09/84 | 24/10/84 | 30-01-85 | 20-02-85 |
| 84-SHT | MUR | Y | 11/05/84 | 29/05/84 | 07/07/84 | 25/09/84 | 24/10/84 | 30-01-85 | 20-02-85 |
| 84-SHW | MUR | Y | 15/05/84 | 29/05/84 | 07/07/84 | 30/09/84 | 24/10/84 | 30-01-85 | 20-02-85 |
| 84-SHX | MUR | Y | 15/05/84 | 03/08/84 | 21/08/84 | 12/11/84 | 10/12/84 | 20-01-85 | 30-01-85 |
| 84-SHY | MUR | Y | 15/05/84 | 06/07/84 | 20/07/84 | 16/10/84 | 23/11/84 | 15-01-85 | 30-01-85 |
| 84-SHZ | MUR | Y | 15/05/84 | 03/08/84 | 21/08/84 | 12/11/84 | 10/12/84 | 20-01-85 | 30-01-85 |

MURTA BLOCK STATUS REPORT

| NLINE | BCODE | CNTDA | DPROC | SPROC | BSTAK | PSTAK | FINAL | NFILM | DISTD |
|---|---|---|---|---|---|---|---|---|---|
| 84-SJA | MUR | Y | 15/05/84 | 06/07/84 | 20/07/84 | 16/10/84 | 23/11/84 | 20-01-85 | 30-01-85 |
| 84-SJB | MUR | Y | 15/05/84 | 06/07/84 | 20/07/84 | 16/10/84 | 23/11/84 | 20-01-85 | 30-01-85 |
| 84-SJC | MUR | Y | 15/05/84 | 06/07/84 | 20/07/84 | 16/10/84 | 14/11/84 | 20-01-85 | 30-01-85 |
| 84-SJD | MUR | Y | 15/05/84 | 06/07/84 | 20/07/84 | 16/10/84 | 14/11/84 | 20-01-85 | 30-01-85 |
| 84-SJE | MUR | Y | 15/05/84 | 06/07/84 | 20/07/84 | 16/10/84 | 14/11/84 | 20-01-85 | 30-01-85 |
| 84-SJF | MUR | Y | 15/05/84 | 06/07/84 | 20/07/84 | 16/10/84 | 14/11/84 | 20-01-85 | 30-01-85 |
| 84-SJG | MUR | Y | 15/05/84 | 06/07/84 | 20/07/84 | 16/10/84 | 14/11/84 | 20-01-85 | 30-01-85 |
| 84-SJH | MUR | Y | 15/05/84 | 03/08/84 | 27/08/84 | 12/11/84 | 18/12/84 | 30-01-85 | 15-02-85 |
| 84-SJJ | MUR | Y | 11/05/84 | 03/08/84 | 21/08/84 | 12/11/84 | 10/12/84 | 30-01-85 | 25-02-85 |
| 84-SJK | MUR | Y | 17/05/84 | 30/07/84 | 03/08/84 | 12/11/84 | 10/12/84 | 30-01-85 | 15-02-85 |
| 84-SJL | MUR | Y | 11/05/84 | 30/07/84 | 03/08/84 | 19/11/84 | 10/12/84 | 30-01-85 | 15-02-85 |
| 84-SJM | MUR | Y | 17/05/84 | 30/07/84 | 03/08/84 | 12/11/84 | 10/12/84 | 30-01-85 | 15-02-85 |
| 84-SJN | MUR | Y | 17/05/84 | 30/07/84 | 03/08/84 | 12/11/84 | 10/12/84 | 30-01-85 | 15-02-85 |
| 84-SJP | MUR | Y | 17/05/84 | 30/07/84 | 03/08/84 | 12/11/84 | 10/12/84 | 30-01-85 | 15-02-85 |
| 84-SJQ | MUR | Y | 01/03/84 | 26/03/84 | 30/05/84 | 30/05/84 | 04/07/84 | 20-01-85 | 10-02-85 |
| 84-SJR | MUR | Y | 11/05/84 | 29/05/84 | 07/07/84 | 25/09/84 | 24/10/84 | 30-01-85 | 20-02-85 |

8-JUN-85

DELHI PETROLEUM PTY LTD

# MURTA BLOCK STATUS REPORT PART 2

| AREA | LINE | MAR | APR | MAY | JUN | JUL | AUG | SEP | OCT | NOV | DEC | JAN | FEB |
|---|---|---|---|---|---|---|---|---|---|---|---|---|---|
| BOXWOOD-PANDO HOGARTH PARTY 5 | 84-SJA | | | DATA | | STA-TICS | BRUTE | | PRELIM | | FINAL | FILM | |
| . | 84-SJB | | | DATA | | STA-TICS | BRUTE | | PRELIM | | FINAL | FILM | |
| . | 84-SJC | | | DATA | | STA-TICS | BRUTE | | PRELIM | | FINAL | FILM | |
| . | 84-SJD | | | DATA | | STA-TICS | BRUTE | | PRELIM | | FINAL | FILM | |
| . | 84-SJE | | | DATA | | STA-TICS | BRUTE | | PRELIM | | FINAL | FILM | |
| . | 84-SJF | | | DATA | | STA-TICS | BRUTE | | PRELIM | | FINAL | FILM | |
| . | 84-SJG | | | DATA | | STA-TICS | BRUTE | | PRELIM | | FINAL | FILM | |
| WARRA REGIONAL HOGARTH PARTY 5 | 84-SJH | | | DATA | | | STATICS | BRUTE | | PRELIM | FINAL | FILM | |
| . | 84-SJJ | | | DATA | | | STATICS | BRUTE | | PRELIM | FINAL | FILM | |
| MILPERA-CHIDLEE HOGARTH PARTY 5 | 84-SJK | | | DATA | | | BRUTE | | | PRELIM | FINAL | FILM | |
| . | 84-SJL | | | DATA | | | BRUTE | | | PRELIM | FINAL | FILM | |
| . | 84-SJM | | | DATA | | | BRUTE | | | PRELIM | FINAL | FILM | |
| . | 84-SJN | | | DATA | | | BRUTE | | | PRELIM | FINAL | FILM | |
| . | 84-SJP | | | DATA | | | BRUTE | | | PRELIM | FINAL | FILM | |
| ARCOONA GILES PARTY 2 | 84-SJQ | DATA | STATICS | | BRUTE | | FINAL | | | | | FILM | |
| MUTEROO-SPENCER HOGARTH PARTY 5 | 84-SJR | | | DATA | STATICS | | BRUTE | | PRELIM | | FINAL | FILM | |
| | | MAR | APR | MAY | JUN | JUL | AUG | SEP | OCT | NOV | DEC | JAN | FEB |

9-JAN-85

DELHI PETROLEUM PTY LTD

# MURTA BLOCK STATUS REPORT PART 1

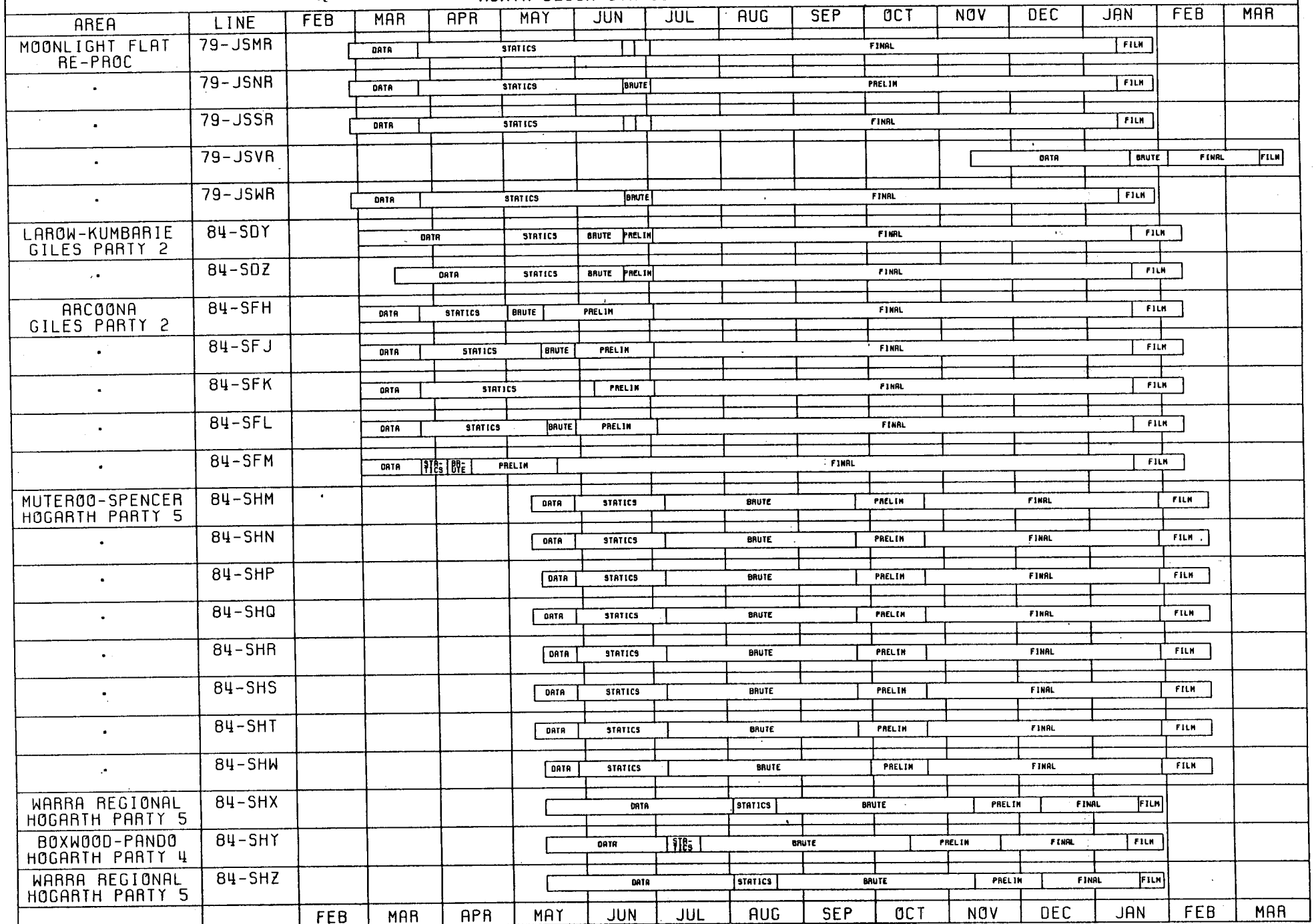

# Field Processing Statistics

# DELHI PETROLEUM PTY. LTD.

| 1984 | SEISMIC SURVEY MONTHLY REPORT | BLOCK a) MURTA b) MOOMBA<br>PROSPECT a) ARCOONA, KUMBARIE b) M'LEOD | CONTRACTOR: S.S.L.<br>PARTY No.: 2 / 327<br>PARTY CHIEF: K.C. FILER. |
|---|---|---|---|

| DATE | FIELD PROCESSING | | | | | | | | | | | |
|---|---|---|---|---|---|---|---|---|---|---|---|---|
| | TAPES RCD | STATICS RCD | ELEV RCD | SUM DMX | BRUTE STACK | PRELIM STACK | FIELD FINAL | HRS SUM DMX | HRS CHARGE | HRS NO CHARGE | HRS DOWN | HRS OTHER |
| 1 | | | | | | | | | | | | |
| 2 | | | | | | | | | | | | |
| 3 | | | | | | | | | | | | |
| 4 | | | | | | | | | | | | |
| 5 | | | | | | | | | | | | |
| 6 | | | | | | | | | | | | |
| 7 | | | | | | | | | | | | |
| 8 | | | | | | | | | | | | |
| 9 | | | | | | | | | | | | |
| 10 | | | | | | | | | | | | |
| 11 | | | | | | | | 0:00 | 0:30 | 7:00 | | 9:00 OTHE<br>7:30 CAMP MO |
| 12 | SFL | ARCOONA KUMBARIE | | SFL | | | | 6:00 | 2:45 | 5:00 | | 10:45 OFF |
| 13 | | | | | | | | 3:30 | 1:30 | | 8:30 | 10:30 OFF |
| 14 | | | | | | | | 3:00 | 1:30 | | 8:00 | 13:00 OFF |
| 15 | SFH, SFJ | | | SFH, SFJ | SFL | | | 11:00 | 3:30 | 1:00 | 0.30 | 8:00 OFF |
| 16 | | | | SFH, SFJ | SFH | SFL, SFH | | 6:00 | 9:30 | 1:00 | | 9:00 OFF |
| 17 | SFK | | | SJQ | SFJ | SFJ | SFJ | 8:00 | 8:00 | | | 8:00 OFF |
| 18 | SFM | | | | | | SFL, SFH | 4:30 | 10:00 | | 2:30 | 7:00 OFF |
| 19 | | | | | | | | 4:00 | 3:00 | | 3:00 | 14:00 OFF<br>CAMP MOVE |
| 20 | | | | | SJQ, SFM | | | 3:30 | 10:00 | 3:00 | | 7:30 OFF |
| 21 | SDY | | | | | SJQ, SFM | SJQ, SFM | 4:30 | 9:30 | 1:30 | | 8:30 OFF |
| 22 | | | | SDY | SDY | SDY | | 2:00 | 9:00 | | 5:00 | 8:00 OFF |
| 23 | | | | | | | SDY | 6:30 | 4:30 | 6:00 | | 7:00 OFF |
| 24 | | | | | SFK | SFK | | 2:30 | 9:00 | 1:00 | 5:00 | 6:30 OFF |
| 25 | | | | | | | | | | | 16:00 | 8:00 OFF |
| 26 | | | | | | | | | | | 24:00 | CAMP MOVE |
| 27 | | | | | | | | | | | 24:00 | |
| 28 | | | | | | | | | | | 24:00 | |
| 29 | | | | | | | | | | | 24:00 | |
| 30 | | | | | | | | | | | | |
| 31 | | | | | | | | | | | | |
| TOTAL | | | | | | | | | | | | |

COMPILED BY: K.C. FILER

POSITION

# 5. SEISMIC INTERPRETATION

## Interpretation Summary

Interpretations of the Dunoon and Wancoocha structures were completed using data from the 1983 Giles-MUR Seismic Survey.

Interpretation of the Arcoona fault play began late in the year, but was postponed until migrated seismic sections were available. All vintages of sections were redisplayed at the same horizontal scale to assist in fault correlation, and a 1979 Moonlight Flat Survey section was reprocessed with compatible static corrections.

A preliminary interpretation of the Muteroo-Spencer structure was completed to determine whether Cretaceous/Jurassic faulting seen on the preliminary seismic sections were credible. A final intepretations using migrated sections was underway at the end of December.

A quick interpretation of the Padulla-Wancoocha-Dirkala/Garanjanie region was completed to enable seismic programme to be laid out as follow up to the Wancoocha 2 discovery. These structures will be remapped early in 1985 with 1985 seismic.

A preliminary interpretation of the Boxwood structure was performed. This interpretation will be finalised early in 1985 using final sections.

## Geophysical Maps Issued

| | | | |
|---|---|---|---|
| 1983 Giles-MUR | Wancoocha<br>C, D, H, P, V, Z<br>C-H, H-P, P-V, V-Z | 1:25,000 | PWB |
| 1983 Giles-MUR | Dunoon<br>C, Dn, H, Z, H-Z | 1:25,000 | JWA |